



PRODUCT DESCRIPTION

Inspired by beloved silhouettes that first defined the Kismet House aesthetic, this collection returns with greater presence and refined intention. A more substantial frame in Antique Bronze, Polished Nickel, or Weathered Brass anchors the design, while larger-scale fabric shades introduce softness, depth, and dramatic proportion. Choose an oversized Off-White linen shade or pleated floral patterns in Olive or Soft Blue, plus a scalloped gingham in Rustic Beige. The result feels both familiar and renewed, where tailored structure meets expressive materiality.




MEASUREMENTS

DIMENSION : 14" L x 14" W x 9" H
 MAX OAH : 53.5" OAH
 CANOPY : 5" W x 0.5" H x 5" L
 HANGING WEIGHT : 2.64 lb

LAMPING

INPUT VOLTAGE : 120V
 BULB : 1 x 60W Incandescent E26 Medium , 60W Total
 BULB INCLUDED : (Not Included)
 DIMMABLE : Triac or ELV (Phase Dim)

FINISHES OPTION

-  Antique Bronze (ANB)
-  Polished Nickel (PN)
-  Weathered Brass (WBR)

MATERIAL

Steel, Fabric

RATINGS

cETLus
 Dry Location



ADDITIONAL

SLOPE: 30
 OPERATING TEMPERATURE:
 -20°C (-4°F), 40°C (104°F)

Always consult a qualified electrician before installing any lighting product.



WESTERN DISTRIBUTION CENTER (HEADQUARTER)
 253 NORTH VINELAND AVE | CITY OF INDUSTRY, CA 91746

EASTERN DISTRIBUTION CENTER
 101 GARDNER PARK | PEACHTREE CITY, GA 30269

P. 626.956.4200 | F. 626.956.4225 | maximlighting.com