

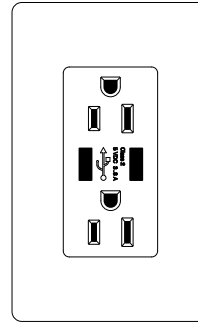
USB Receptacles - 15 A

Features

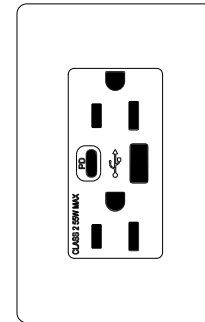
- Dual USB port receptacles. Three models are currently available:
 - Type A – Two Type A ports
 - Type A + C – One Type A and one Type C port
 - Type C + C – Two Type C ports
- Color and texture matches Lutron dimmers.
- Wallplates available in a variety of colors and finishes.
- Tamper resistant.
- Side or back wire installation capable.
- 125 V~ only (U.S. style wallbox).
- Designer style receptacles (Claro) can be ganged with other designer style devices.

15 A USB Receptacles

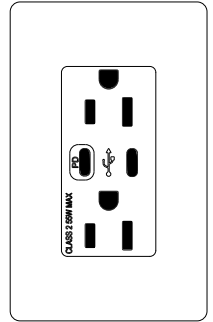
Designer (Claro)



**USB Type A
(UBTR)
Receptacles**



**USB Type A + C
(ACTR)
Receptacles**



**USB Type C + C
(CCTR)
Receptacles**

Model Numbers

Designer (Claro) (Gloss and Satin Finishes)

CAR-15-UBTR-XX^{1,2} 15 A Claro Receptacle (Gloss Finish)

CAR-15-ACTR-XX

CAR-15-CCTR-XX

SCR-15-UBTR-YY^{1,3} 15 A Claro Receptacle (Satin Finish)

SCR-15-ACTR-YY

SCR-15-CCTR-YY

¹ Wallplates ordered separately. For information on ordering wallplates, please visit www.lutron.com/en-US/Products/Pages/StandAloneControls/Wallplates-Accessories/WallplatesAccessories.aspx

² "XX" in model number represents Gloss finish. See page 5 for corresponding **Color/Finish Codes**.

³ "YY" in model number represents Satin finish. See page 5 for corresponding **Color/Finish Codes**.

Job Name:

Model Numbers:

Job Number:

Specifications

Regulatory Approvals

- Lutron Quality Systems registered to ISO 9001:2015
- cULus listed devices
- NOM certified
- All receptacles comply with UL498
- USB receptacle complies with UL1310

Ratings

- 15 A 125 V~ 60 Hz
- USB Type A: Two Type A USB ports - 3.8 A¹ 5 V== dual output Type A 2.0 (3.8 A is the combined output of both ports)
- USB Type A + C: One Type A and one Type C port. See Table 1
- USB Type C + C: Two Type C ports. See Table 1
- PD - Power Delivery port: The C port in the Type A + C receptacles and one C port in the Type C+C receptacles are designated as a “PD” (Power Delivery) port capable of providing up to 20 V and 55 W. The remaining port is designated as a convenience port 7.5 W. See Table 1
- Dielectric withstand: 1500 V~ for 1 minute
- Off state power consumption: 0.1 W
- USB ports: Rated for minimum 10,000 insertions and removals
- Complies with battery charging specification BC1.2
- Compatible with USB 1.1/2.0/3.0/USB PD 3.0 devices

Terminals

- Each terminal accepts up to two 14 AWG to 10 AWG (1.5 mm² to 6.0 mm²) wires.
- Side or back wire installation capable.
- Solid or stranded wires.
- Copper wires only.

Environment

- Ambient operating temperature: 32 °F to 104 °F (0 °C to 40 °C)
- Maximum 90% non-condensing relative humidity
- Indoor use only

Mounting

- Minimum wallbox dimensions: 3 in (76 mm) H x 2 in (51 mm) W x 2.5 in (64 mm) D

Table 1

Single Port in Use				Two Ports in Use			
Type	Port C (PD ²) Only	OR	Port A Only	Type	Port C (PD ²) Only	AND	Port A Only
USB-AC	PD ² up to 55 W		5 V 1.5 A	5 V 1.5 A	USB-AC		PD ² up to 45 W
	20 V 2.75 A	20 V 2.25 A					
	15 V 3 A	15 V 3 A					
	9 V 3 A	9 V 3 A					
	5 V 3 A	5 V 3 A					
Type	Port C (PD ²) Only	OR	Port C Only	Type	Port C (PD ²) Only	AND	Port C Only
USB-CC	PD ² up to 55 W		5 V 1.5 A	5 V 1.5 A	USB-CC		PD ² up to 45 W
	20 V 2.75 A	20 V 2.25 A					
	15 V 3 A	15 V 3 A					
	9 V 3 A	9 V 3 A					
	5 V 3 A	5 V 3 A					

¹ Charging certain combinations of devices from the USB ports may result in currents greater than the 3.8 A product rating.

² PD = Power Delivery. This is the fast charge port.

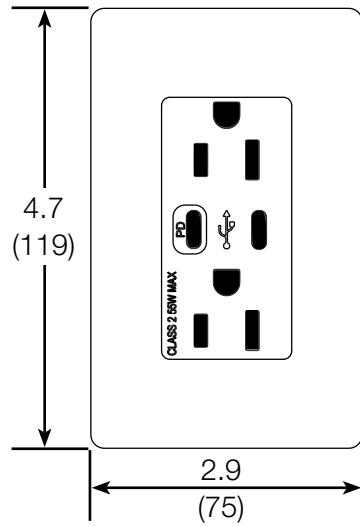
Job Name:	Model Numbers:
Job Number:	

Dimensions

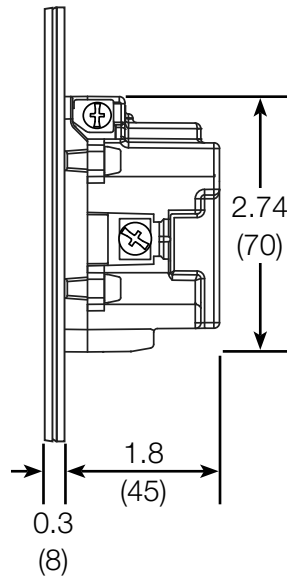
Measurements shown as: in (mm)

Designer (Claro)

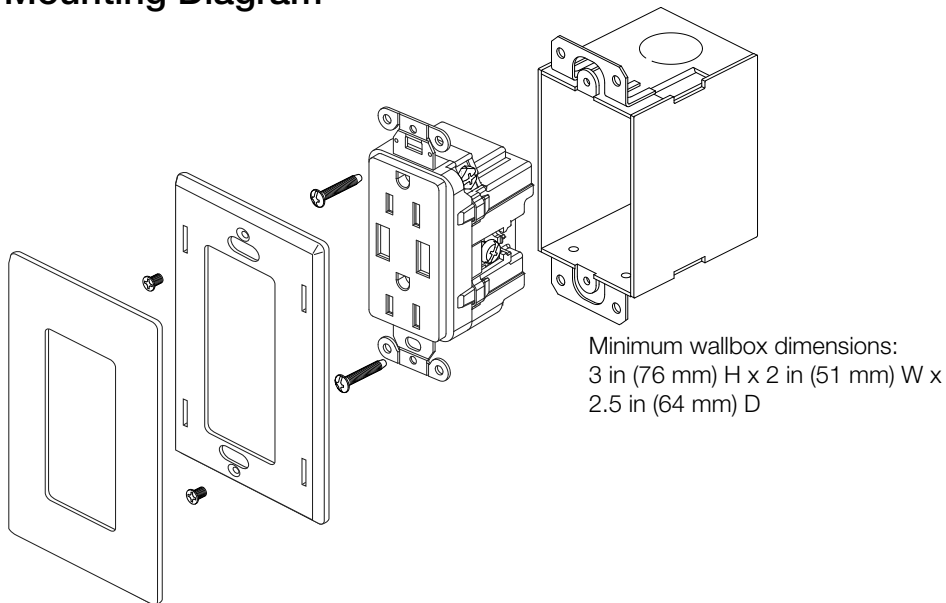
Front



Side

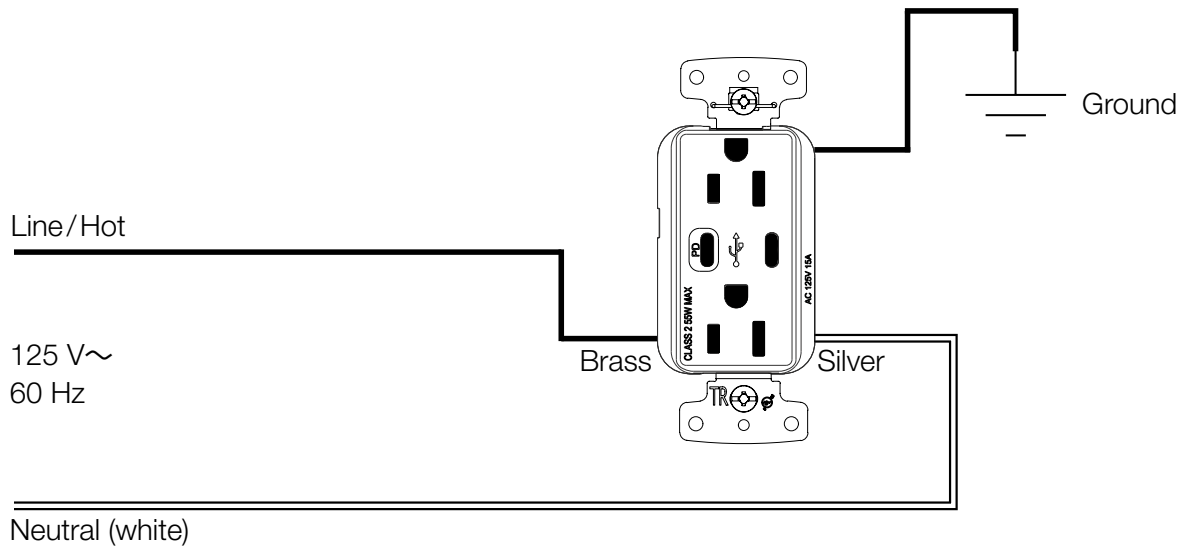
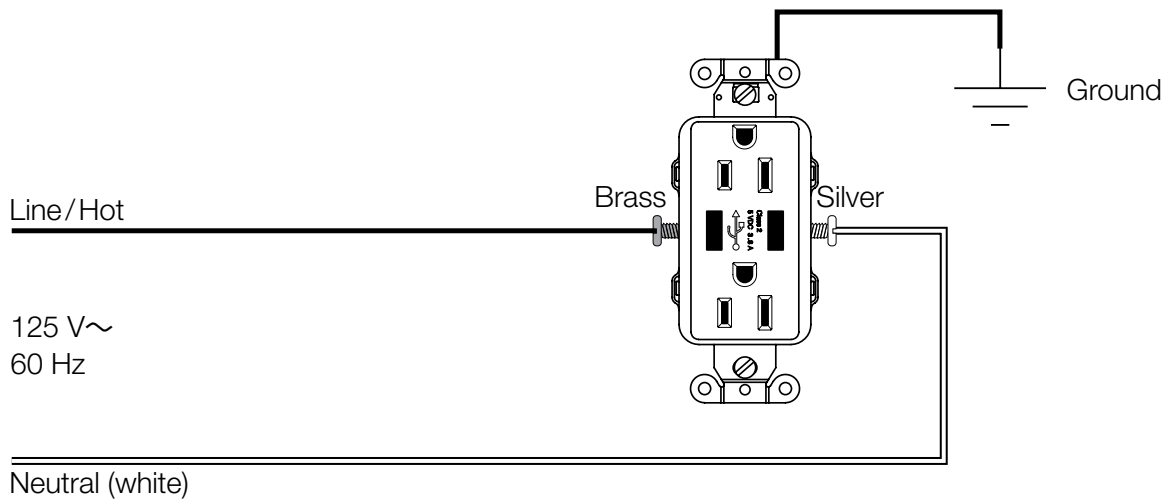


Mounting Diagram



Job Name: Job Number:	Model Numbers:
------------------------------	----------------

Wiring Diagram




Note: Top and bottom receptacles cannot be split apart into independent Line Hot and Switched Hot connections.

Job Name:	Model Numbers:
Job Number:	


Colors and Finishes

Gloss Finishes

Satin Finishes




White
WH



Ivory
IV




Brilliant White
BW




Glacier White
GL



Snow
SW



Architectural
White
RW




Almond
AL




Light Almond
LA




Lunar Gray
LG




Mist
MI




Pebble
PB



Cobblestone
CS



Gray
GR



Brown
BR



Slate
SL



Midnight
MN



Biscuit
BI




Sand
SD




Black
BL




Taupe
TP



Pumice
PM



Clay
CY



Sage
SA



Espresso
EP



Truffle
TF



Deep Sea
DE



Signal Red
SR

- Due to printing limitations, colors and finishes shown cannot be guaranteed to perfectly match actual product colors.
- Color chip keychains are available for more precise color matching:
 Gloss Finishes: DG-CK-1
 Satin Finishes: SF-CK-1
 For coordinating wallplates and accessories, visit lutron.com/claro

Lutron, Claro, Satin Colors, and any related trade dress and logos are trademarks or registered trademarks of Lutron Electronics Co., Inc. in the US and/or other countries.

<p>Job Name:</p> <p>Job Number:</p>	<p>Model Numbers:</p>
--	------------------------------