

VALENT® WARM DIM 24V LED Tape Light

High density tape light that glows warmer as it dims. Convincingly replicate the warm, familiar glow of incandescent light with the simplicity of a 2-wire LED tape light installation. Our most popular tape light, available in a wide range of color temperatures and outputs.

Date _____

Project Notes _____



FEATURES

- Simple two-wire installation with popular Diode LED drivers
- 3000-2000K and 2700-1800K dimming ranges
- 150+ and 400+ lumens per foot
- 90+ CRI
- Compatible with 12mm Terminal Block connectors



ORDERING CODES

Order spools, and components for field assembly

OPTIONAL ORDERING CODES

Add Assembly Preferences, Finish, Lens, Mounting, Driver, and Delivery

	Voltage	Model	CCT	Length	Channels	Finish	Lens	Mounting	Driver	Delivery				
DI														
	24V (24V Volt)	VL1 VL4	WD2718 (2700K-1800K) WD3018 (3000K-1800K) WD3020 (3000K-2000K)	016 (16.4 feet) 100 (100 feet)	A1 (A1) A2 (A2) A3 (A3) S1 (S1) S2 (S2)	S45 (S45) 16 (16mm Square) RC20 (20mm Round) SQ20 (20mm Square)	SQ (Square) 45 (45°) 45DCO (45° Deco) 90 (90° Sideview) REF (Reflector)	REC (Recessed) ROD (Rod) MI1 (1-inch Mud-In) MI2 (2-inch Mud-In)	AL (Aluminum) BL (Black) WH (White) CLT (Arch. Clear Lens) FRT (Arch. Frosted Lens) OPT (Opal Lens) PD (Prem. Diffusion Lens)	*blank* (Classic Frosted Lens) AFS (Arch. Frosted Satin Lens) BL (Black Lens) CLT (Arch. Clear Lens) FRT (Arch. Frosted Lens) OPT (Opal Lens) PD (Prem. Diffusion Lens)	3M (3M Adhesive) MC (Mounting Clip) UC (U-Clip) VC (Vertical Clip) HNG (Hanging Hardware) RC (Rotating Clip)	ELV (Electronic) O/O (On / Off) 010 (0-10V)	LUT (Lutron) PoE (Power over Ethernet)	Field Assembly Factory + Field (Hybrid) Factory Assembly
*See page 2 for Channel / Lens / Mounting compatibility														

VALENT® WARM DIM - SPECIFICATION TABLE

Models	24V-VL1	24V-VL4
Voltage	24VDC	24VDC
Wattage	1.54W/ft.	4.4W/ft.
Lumens	2700K: 149 Lm/ft. 1800K: 6 Lm/ft.	2700K: 395 Lm/ft. 1800K: 14 Lm/ft.
	3000K: 155 Lm/ft. 1800K: 6 Lm/ft.	3000K: 400 Lm/ft. 1800K: 14 Lm/ft.
	3000K-2000K 3000K: 155 Lm/ft. 2000K: 7 Lm/ft.	3000K: 400 Lm/ft. 2000K: 17 Lm/ft.
Cut Points	3.28 in.	3.28 in.
Max Run (ft.)	62 ft.	21 ft.
CRI	90+	90+
Dimensions	0.47 × 0.05 in. (W x H) Connector Size: 12mm	0.47 × 0.05 in. (W x H) Connector Size: 12mm
TM-21 (LM-80)	>50,000 hours	>50,000 hours
Environment	Indoor / Damp Location (IP20)	Indoor / Damp Location (IP20)
Lead Wire A	36 in. Bare Lead 20/2 AWG UL 2464 Wire with Strain Relief	36 in. Bare Lead 20/2 AWG UL 2464 Wire with Strain Relief
LED Chips	51/ft.	51/ft.
Chip Type	2835	2835
Certification	UL Listed 2108	UL Listed 2108
Warranty	7 Year	7 Year

VALENT® WARM DIM 24V LED Tape Light

High density tape light that glows warmer as it dims. Convincingly replicate the warm, familiar glow of incandescent light with the simplicity of a 2-wire LED tape light installation.

Our most popular tape light, available in a wide range of color temperatures and outputs.

Date _____

Project Notes _____



CHANNEL / LENS / MOUNTING COMPATIBILITY

Channel	Compatible Lenses	Available Finishes	Mounting Options
A1 (A1)	FRT	AL / WH / BL	UC
A2 (A2)	CLT / FRT / AFS	AL / WH / BL	UC
A3 (A3)	CLT / FRT / AFS	AL / WH / BL	UC
S1 (S1)	*blank*	AL	UC
S2 (S2)	*blank*	AL	UC
S45 (S45)	*blank*	AL	UC
16 (16mm Square)	FRT	AL	MC
RC20 (20mm Round)	*blank*	AL	UC
SQ20 (20mm Square)	*blank*	AL	UC
SL (Slim)	*blank* / CLT / FRT / BL / PD	AL / WH / BL	MC / 3M / MAG
SQ (Square)	*blank* / CLT / FRT / BL / PD	AL / WH / BL	MC / VC / RC / HNG
45 (45°)	*blank* / CLT / FRT / BL / PD	AL / WH / BL	MC / VC / RC / HNG
45DCO (45° Deco)	*blank*	AL	MC
90 (90° Sideview)	*blank*	AL	MC
REF (Reflector)	*blank*	AL	
REC (Recessed)	*blank*	AL	3M
ROD (Rod)	*blank*	AL	RC / CLO / ART / ARM
M11 (1-inch Mud-In)	OPT	AL	
M12 (2-inch Mud-In)	OPT	AL	

LEGEND

Lens		Finish		Mounting	
blank	Classic Frosted Lens	AL	Aluminum	3M	3M Adhesive
AFS	Architectural Frosted Satin Lens	WH	White	ARM	Wall Arm
BL	Black Lens	BL	Black	ART	Art Lighting Arm
CLT	Architectural Clear Lens			CLO	Closet Mount
FRT	Architectural Frosted Lens			HNG	Hanging Hardware
OPT	Opal Lens			MAG	Magnetic Clip
PD	Premium Diffusion Lens			MC	Mounting Clip
				RC	Rotating Clip
				UC	U-Clip
				VC	Vertical Clip

VALENT® WARM DIM 24V LED Tape Light

High density tape light that glows warmer as it dims. Convincingly replicate the warm, familiar glow of incandescent light with the simplicity of a 2-wire LED tape light installation. Our most popular tape light, available in a wide range of color temperatures and outputs.

Date _____

Project Notes _____



RECOMMENDED CHANNELS

MODEL	DIAGRAM	INCLUDED ACCESSORIES	CONNECTION OPTIONS	IN CHANNEL DIFFUSION	TECHNICAL RATINGS	MOUNTING OPTIONS WITH DIMENSIONS
A1 Channel DI-CHB-A1 (A1) 48", 96" Aluminum, White, Black For 14mm Tape Lights or smaller	Height (H): 0.81 in. Width (W): 0.87 in. Interior Depth (ID): 0.45 in. Interior Width (IW): 0.79 in. 	48" Aluminum, Black, & White Channels • 48 in. channel & lens • 2x surface mounting clips • 1 retaining clip • End caps: 1x open, 1x closed. 96" Aluminum, Black, & White Channels • 90 in. channel & lens • 4x surface mounting clips • 2x strain relief clip • End caps: 2x open, 2x closed, 2x slotted	 12mm Terminal Block Compatible	 Architectural Frosted Lens VL1, VL4: Semi-Diffused	• Beam Angle: 120° Architectural Frosted Lens • Light Loss: 30% • CCT Shift: -35K • IP Rating Shift: IP40	 U-Clip: 0.82 x 0.88 in. (H x W)
A2 Channel DI-CHB-A2 (A2) 48", 96" Aluminum, White, Black For 12mm Tape Lights or smaller	Height (H): 0.55 in. Width (W): 0.63 in. Interior Depth (ID): 0.33 in. Interior Width (IW): 0.49 in. 	48" Aluminum, Black, & White Channels • 48 in. channel & lens • 2x surface mounting clips • End caps: 1x open, 1x closed. 96" Aluminum, Black, & White Channels • 96 in. channel & lens • 4x surface mounting clips • End caps: 2x open, 2x closed.	 12mm Tape Light: Soldered Lead Only	 Architectural Frosted Satin Lens VL1, VL4: Dotless Architectural Frosted Lens VL1, VL4: Semi-Diffused For diffusion options not listed, refer to A2 Channel Specification Sheet.	• Beam Angle: 120° Architectural Clear Lens • Light Loss: 10% • CCT Shift: -20K Architectural Frosted Lens • Light Loss: 30% • CCT Shift: -35K Architectural Frosted Satin Lens • Light Loss: 45% • CCT Shift: -80K • IP Rating Shift: IP40	 U-Clip: 0.56 x 0.64 in. (H x W)
A3 Channel DI-CHB-A3 (A3) 48", 96" Aluminum, White, Black For 12mm Tape Lights or smaller	Height (H): 0.39 in. Width (W): 0.63 in. Interior Depth (ID): 0.33 in. Interior Width (IW): 0.49 in. 	48" Aluminum, Black, & White Channels • 48 in. channel & lens • 2x surface mounting clips • End caps: 1x open, 1x closed. 96" Aluminum, Black, & White Channels • 96 in. channel & lens • 4x surface mounting clips • End caps: 2x open, 2x closed.	 12mm Tape Light: Soldered Lead Only	 Architectural Frosted Satin Lens VL1, VL4: Dotless Architectural Frosted Lens VL1, VL4: Semi-Diffused For diffusion options not listed, refer to A3 Channel Specification Sheet.	• Beam Angle: 120° Architectural Clear Lens • Light Loss: 10% • CCT Shift: -20K Architectural Frosted Lens • Light Loss: 30% • CCT Shift: -35K Architectural Frosted Satin Lens • Light Loss: 45% • CCT Shift: -80K • IP Rating Shift: IP40	 U-Clip: 0.4 x 0.64 in. (H x W)
S1 Channel DI-CHB-S1 (S1) 48", 96" Aluminum For 14mm Tape Lights or smaller	Height (H): 0.31 in. Width (W): 0.67 in. Interior Depth (ID): 0.25 in. Interior Width (IW): 0.58 in. 	48 in. channel & frosted cover 2x surface mounting clips End caps: 1x open, 1x closed.	 12mm Tape Light: Soldered Lead Only	 Classic Frosted Lens VL1, VL4: Semi-Diffused	• Beam Angle: 120° Classic Frosted Lens • Light Loss: 20% • CCT Shift: -40K • IP Rating Shift: IP40	 U-Clip: 0.32 x 0.68 in. (H x W)

VALENT® WARM DIM 24V LED Tape Light

High density tape light that glows warmer as it dims. Convincingly replicate the warm, familiar glow of incandescent light with the simplicity of a 2-wire LED tape light installation. Our most popular tape light, available in a wide range of color temperatures and outputs.

Date _____

Project Notes _____



RECOMMENDED CHANNELS

MODEL	DIAGRAM	INCLUDED ACCESSORIES	CONNECTION OPTIONS	IN CHANNEL DIFFUSION	TECHNICAL RATINGS	MOUNTING OPTIONS WITH DIMENSIONS
S2 Channel DI-CHB-S2 (S2) 48", 96" Aluminum For 14mm Tape Lights or smaller	Height (H): 0.57 in. Width (W): 0.74 in. Interior Depth (ID): 0.34 in. Interior Width (IW): 0.63 in. 	48 in. Channel & Frosted Lens, 1 open end cap, 1 closed end cap, 2 mounting clips, 2 mounting screws 96 in. Channel & Frosted Lens, 2 open end cap, 2 closed end cap, 4 mounting clips, 4 mounting screws	 12mm Terminal Block Compatible	 Classic Frosted Lens VL1, VL4: Semi-Diffused	<ul style="list-style-type: none"> Beam Angle: 120° Classic Frosted Lens Light Loss: 20% CCT Shift: -40K IP Rating Shift: IP40 	 U-Clip: 0.58 × 0.75 in. (H x W)
S45 Channel DI-CHB-S45 (S45) 48", 96" Aluminum For 14mm Tape Lights or smaller	Height (H): 0.78 in. Width (W): 0.78 in. Interior Depth (ID): 0.54 in. Interior Width (IW): 0.6 in. 	48 in. Channel & Frosted Lens, 1 open end cap, 1 closed end cap, 2 mounting clips, 2 mounting screws 96 in. Channel & Frosted Lens, 2 open end cap, 2 closed end cap, 4 mounting clips, 4 mounting screws	 12mm Terminal Block Compatible	 Classic Frosted Lens VL1, VL4: Semi-Diffused	<ul style="list-style-type: none"> Beam Angle: 120° Classic Frosted Lens Light Loss: 20% CCT Shift: -40K IP Rating Shift: IP40 	 U-Clip: 0.79 × 0.79 in. (H x W)
16mm Square Channel DI-CPCHB-16MM (16) 48", 96" Aluminum For 14mm Tape Lights or smaller	Height (H): 0.89 in. Width (W): 0.77 in. Interior Depth (ID): 0.63 in. 	48 in. channel & Architectural Frosted Lens 2x surface mounting clips End caps: 1x open, 1x closed. 96 in. channel & Architectural Frosted Lens 4x surface mounting clips End caps: 2x open, 2x closed.	 12mm Terminal Block Compatible	 Architectural Frosted Lens VL1, VL4: Dotless	<ul style="list-style-type: none"> Beam Angle: 120° Architectural Frosted Lens Light Loss: 30% CCT Shift: -35K Black Lens Light Loss: 90% CCT Shift: -350K IP Rating Shift: IP40 	 Mounting Clip: 0.89 × 0.77 in. (H x W)
20mm Round Channel DI-CPCHB-RC20 (RC20) 48", 96" Aluminum For 14mm Tape Lights or smaller	Height (H): 1.18 in. Width (W): 1.18 in. Interior Depth (ID): 0.84 in. Interior Width (IW): 0.84 in. 	48 in. channel & frosted lens 2x surface mounting clips End caps: 1x open, 1x closed. 96 in. channel & frosted lens 4x surface mounting clips End caps: 2x open, 2x closed.	 12mm Terminal Block Compatible	 Classic Frosted Lens VL1, VL4: Dotless	<ul style="list-style-type: none"> Beam Angle: 180° Classic Frosted Lens Light Loss: 20% CCT Shift: -40K IP Rating Shift: IP40 	 U-Clip: 1.19 × 1.19 in. (H x W)

VALENT® WARM DIM 24V LED Tape Light

High density tape light that glows warmer as it dims. Convincingly replicate the warm, familiar glow of incandescent light with the simplicity of a 2-wire LED tape light installation. Our most popular tape light, available in a wide range of color temperatures and outputs.

Date _____

Project Notes _____



RECOMMENDED CHANNELS

MODEL	DIAGRAM	INCLUDED ACCESSORIES	CONNECTION OPTIONS	IN CHANNEL DIFFUSION	TECHNICAL RATINGS	MOUNTING OPTIONS WITH DIMENSIONS
20mm Square Channel DI-CPCHB-SQC20 (SQ20) 48", 96" Aluminum For 14mm Tape Lights or smaller		48 in. channel & frosted lens 2x surface mounting clips End caps: 1x open, 1x closed. 96 in. channel & frosted lens 4x surface mounting clips End caps: 2x open, 2x closed.	 12mm Terminal Block Compatible		<ul style="list-style-type: none"> Beam Angle: 180° Classic Frosted Lens Light Loss: 20% CCT Shift: -40K IP Rating Shift: IP40 	 U-Clip: 1.19 x 1.19 in. (H x W)
Slim Channel DI-CPCHB-SL (SL) 48", 96" Aluminum, White, Black For 14mm Tape Lights or smaller		48" Aluminum, Black, & White Channels • 48 in. channel & lens • 2x surface mounting clips • End caps: 1x open, 1x closed 96" Aluminum, Black, & White Channels • 96 in. channel & lens • 4x surface mounting clips • end caps: 2x open, 2x closed	 12mm Terminal Block Compatible	 	<ul style="list-style-type: none"> Beam Angle: 120° Architectural Clear Lens Light Loss: 10% CCT Shift: -20K Architectural Frosted Lens Light Loss: 30% CCT Shift: -35K Classic Frosted Lens Light Loss: 20% CCT Shift: -40K Black Lens Light Loss: 90% CCT Shift: -350K Premium Diffusion Lens Light Loss: 10% CCT Shift: -30K IP Rating Shift: IP40 	 Slim Mount: 0.54 x 0.87 in. (H x W) 3M Adhesive: 0.48 x 0.82 in. (H x W) Magnetic U-Clip: 0.59 x 0.82 in. (H x W) Premium Diffusion: 0.96 x 0.82 in. (H x W)
Square Channel DI-CPCHB-SQ (SQ) 48", 96" Aluminum, White, Black For 14mm Tape Lights or smaller		48" Aluminum Channel • 48 in. channel & frosted lens • 2x surface mounting clips • End caps: 1x open, 1x closed. 48" Black & White Channels • 48 in. channel & clear, or frosted lens • 4x surface mounted clips • 2x End-to-end interconnects 96" Aluminum Channel • 96 in. channel & frosted lens • 4x surface mounting clips • End caps: 2x open, 2x closed. 96" Black & White Channels • 96 in. channel & clear, or frosted lens • 4x surface mounted clips • 2x End-to-end interconnects	 12mm Terminal Block Compatible	 	<ul style="list-style-type: none"> Beam Angle: 120° Architectural Clear Lens Light Loss: 10% CCT Shift: -20K Architectural Frosted Lens Light Loss: 30% CCT Shift: -35K Classic Frosted Lens Light Loss: 20% CCT Shift: -40K Black Lens Light Loss: 90% CCT Shift: -350K Premium Diffusion Lens Light Loss: 10% CCT Shift: -30K IP Rating Shift: IP40 	 Chromapath Surface Mount: 0.61 x 0.82 in. (H x W) Vertical Mount: 0.61 x 0.82 in. (H x W) Rotating Mount: 1.29 x 0.82 in. (H x W) Hanging Mount: 1.51 x 0.82 in. (H x W) Premium Diffusion: 1.13 x 0.82 in. (H x W)
45° Channel DI-CPCHB-45 (45) 48", 96" Aluminum, White, Black For 14mm Tape Lights or smaller		48" Aluminum, Black, & White Channels • 48 in. channel & clear, or frosted lens • 4x surface mounted clips • 2x End-to-end interconnects 96" Aluminum Channel • 96 in. channel & clear, or frosted lens • 8x surface mounted clips • 4x End-to-end interconnects 96" Black & White Channels • 96 in. channel & clear, or frosted lens • 4x surface mounted clips • 2x End-to-end interconnects	 12mm Terminal Block Compatible	 	<ul style="list-style-type: none"> Beam Angle: 120° Architectural Clear Lens Light Loss: 10% CCT Shift: -20K Architectural Frosted Lens Light Loss: 30% CCT Shift: -35K Classic Frosted Lens Light Loss: 20% CCT Shift: -40K Black Lens Light Loss: 90% CCT Shift: -350K Premium Diffusion Lens Light Loss: 10% CCT Shift: -30K IP Rating Shift: IP40 	 Chromapath Surface Mount: 1 x 0.67 in. (H x W) Vertical Mount: 1 x 0.67 in. (H x W) Rotating Mount: 1.68 x 0.67 in. (H x W) Hanging Mount: 1.9 x 0.67 in. (H x W) Premium Diffusion: 1.52 x 0.67 in. (H x W)

VALENT® WARM DIM 24V LED Tape Light

High density tape light that glows warmer as it dims. Convincingly replicate the warm, familiar glow of incandescent light with the simplicity of a 2-wire LED tape light installation. Our most popular tape light, available in a wide range of color temperatures and outputs.

Date _____
Project Notes _____



RECOMMENDED CHANNELS

MODEL	DIAGRAM	INCLUDED ACCESSORIES	CONNECTION OPTIONS	IN CHANNEL DIFFUSION	TECHNICAL RATINGS	MOUNTING OPTIONS WITH DIMENSIONS
45° Deco Channel DI-CPCHB-45DCO (45DCO) 48", 96" Aluminum <small>For 10mm Tape Lights or smaller</small>		48 in. channel & frosted cover Mounting hardware End caps: 1x open, 1x closed. 96 in. channel & frosted cover Mounting hardware End caps: 2x open, 2x closed.	 12mm Tape Light: Soldered Lead Only	Classic Frosted Lens VL1, VL4: Dotless	<ul style="list-style-type: none"> • Beam Angle: 120° • Classic Frosted Lens • Light Loss: 20% • CCT Shift: -40K • IP Rating Shift: IP40 	 Mounting Clip: 0.73 × 0.73 in. (H x W)
90° Sideview Channel DI-CPCHB-90SD (90) 48", 96" Aluminum <small>For 12mm Tape Lights or smaller</small>		48 in. channel & frosted cover Mounting hardware End caps: 1x open, 1x closed. 96 in. channel & frosted cover Mounting hardware End caps: 2x open, 2x closed.	 12mm Tape Light: Soldered Lead Only	Classic Frosted Lens VL1, VL4: Semi-Diffused	<ul style="list-style-type: none"> • Beam Angle: 120° • Classic Frosted Lens • Light Loss: 20% • CCT Shift: -40K • IP Rating Shift: IP40 	 Mounting Clip: 0.92 × 0.92 in. (H x W)
Reflector Channel DI-CPCHB-RFCTR (REF) 48", 96" Aluminum <small>For 12mm Tape Lights or smaller</small>		48 in. channel & frosted cover Mounting hardware End caps: 1x open, 1x closed. 96 in. channel & frosted cover Mounting hardware End caps: 1x open, 1x closed.	 12mm Tape Light: Soldered Lead Only	Classic Frosted Lens VL1, VL4: Semi-Diffused	<ul style="list-style-type: none"> • Beam Angle: 120° • Classic Frosted Lens • Light Loss: 20% • CCT Shift: -40K • IP Rating Shift: IP40 	 Recessed Mount: 2.75 × 1 in. (H x W)
Recessed Channel DI-CPCHB-REC (REC) 48", 96" Aluminum <small>For 14mm Tape Lights or smaller</small>		48 in. channel & frosted lens 2x surface mounted clips end caps: 1x open, 1x closed 96 in. channel & frosted lens 4x surface mounted clips end caps: 2x open, 2x closed.	 12mm Terminal Block Compatible	Classic Frosted Lens VL1, VL4: Semi-Diffused	<ul style="list-style-type: none"> • Beam Angle: 120° • Classic Frosted Lens • Light Loss: 20% • CCT Shift: -40K • IP Rating Shift: IP40 	 3M Adhesive: 0.59 × 1.03 in. (H x W) Recessed Mount: 0.49 × 1.03 in. (H x W)

VALENT® WARM DIM 24V LED Tape Light

High density tape light that glows warmer as it dims. Convincingly replicate the warm, familiar glow of incandescent light with the simplicity of a 2-wire LED tape light installation. Our most popular tape light, available in a wide range of color temperatures and outputs.

Date _____

Project Notes _____



RECOMMENDED CHANNELS

MODEL	DIAGRAM	INCLUDED ACCESSORIES	CONNECTION OPTIONS	IN CHANNEL DIFFUSION	TECHNICAL RATINGS	MOUNTING OPTIONS WITH DIMENSIONS
Rod Channel DI-CPCHB-RDCL (ROD) 48", 96" Aluminum <small>For 12mm Tape Lights or smaller</small>	Height (H): 0.95 in. Width (W): 0.95 in. Interior Width (IW): 0.48 in. Height W/o Cover (H/C): 0.72 in. 	78.74 in. channel & frosted lens 1x open end-cap, 1x closed end-cap 4x 180° swivel brackets 2x Closet Mounting Brackets 2x Support Brackets	 12mm Tape Light: Soldered Lead Only	Classic Frosted Lens VL1, VL4: Dotless	<ul style="list-style-type: none"> • Beam Angle: 180° • Classic Frosted Lens • Light Loss: 20% • CCT Shift: -40K • IP Rating Shift: IP40 	 Rotating Mount: 1.69 × 0.95 in. (H x W) Closet Mount: 1.28 × 3.25 in. (H x W) Art Lighting Arm: 2.72 × 10.15 in. (H x W) Wall Arm: 4.5 × 2.15 in. (H x W)
1-inch Mud-In Channel DI-CPCHB-MUD1 (MI1) 48", 96" Aluminum <small>For 14mm Tape Lights or smaller</small>	Height (H): 0.54 in. Width (W): 2.42 in. Interior Width (IW): 0.81 in. Cut Out Width (CO): 1.19 in. 	96 in. channel & opal lens 2x end-to-end connectors End caps: 2x open, 2x closed.	 12mm Terminal Block Compatible	Opal Lens VL1, VL4: Dotless	<ul style="list-style-type: none"> • Beam Angle: 120° • Opal Lens • Light Loss: 55% • CCT Shift: -200K • IP Rating Shift: IP40 	 Recessed Mount: 0.54 × 2.42 in. (H x W)
2-inch Mud-In Channel DI-CPCHB-MUD2 (MI2) 48", 96" Aluminum <small>For 14mm Tape Lights or smaller</small>	Height (H): 0.8 in. Width (W): 3.86 in. Interior Width (IW): 1.84 in. Cut Out Width (CO): 1.97 in. 	96 in. channel & opal lens 2x surface mounting clips End caps: 2x open, 2x closed.	 12mm Terminal Block Compatible	Opal Lens VL1, VL4: Dotless	<ul style="list-style-type: none"> • Beam Angle: 120° • Opal Lens • Light Loss: 55% • CCT Shift: -200K • IP Rating Shift: IP40 	 Recessed Mount: 0.8 × 3.86 in. (H x W)

VALENT® WARM DIM 24V LED Tape Light

High density tape light that glows warmer as it dims. Convincingly replicate the warm, familiar glow of incandescent light with the simplicity of a 2-wire LED tape light installation. Our most popular tape light, available in a wide range of color temperatures and outputs.

Date _____

Project Notes _____



RECOMMENDED 24V DRIVERS

SKU	INPUT VOLTAGE / FREQUENCY	OUTPUT VOLTAGE	MAXIMUM LOAD	MINIMUM LOAD	CLASS 2	DIMMABLE	LENGTH	WIDTH	HEIGHT
-----	---------------------------	----------------	--------------	--------------	---------	----------	--------	-------	--------

OMNIDRIVE® X Dimmable Driver

Versatile driver for most high-performance dimming on ELV, TRIAC, and 0-10V systems.

OMNIDRIVE® X Dimmable Driver Specification Sheet

<https://www.diodeled.com/custom/download/productFile/filename/omnidrive-x-specification-sheet.pdf>

Contains

- Additional Models
- Additional Features
- Derating Curves
- System Diagrams

DI-ODX-24V30W-J	120-277V	24V	30W	No Minimum Load	Yes	Yes	6.5 in.	3.7 in.	1.57 in.
DI-ODX-24V60W-J	120-277V	24V	60W	No Minimum Load	Yes	Yes	7.4 in.	3.7 in.	1.57 in.
DI-ODX-24V96W-J	120-277V	24V	96W	No Minimum Load	Yes	Yes	8.66 in.	3.7 in.	1.57 in.
DI-ODX-24V120W-J	120-277V	24V	120W	No Minimum Load	No	Yes	8.66 in.	3.7 in.	1.57 in.

MEANWELL Constant Voltage Driver

Drivers for on/off or PWM dimming applications.

MEANWELL Constant Voltage Driver Specification Sheet

[https://www.diodeled.com/custom/download/productFile/filename/commercial-grade-CV-Driver-Specification%20Sheet%20\(24V%20Models\).pdf](https://www.diodeled.com/custom/download/productFile/filename/commercial-grade-CV-Driver-Specification%20Sheet%20(24V%20Models).pdf)

Contains

- Additional Models
- Additional Features
- Derating Curves
- System Diagrams

DI-CV-MW24V60W-277-LPS3R	120 ~ 277VAC 50/60Hz	24V	60W	No Minimum Load	Yes	Yes, with compatible PWM dimmer/controls	10.79 in.	7.34 in.	2.36 in.
DI-CV-MW24V60W-277-LPS	120 ~ 277VAC 50/60Hz	24V	60W	No Minimum Load	Yes	Yes, with compatible PWM dimmer/controls	11.25 in.	3.75 in.	1.9 in.
DI-CV-MW24V90W-277-LPS3R	120 ~ 277VAC 50/60Hz	24V	90W	No Minimum Load	Yes	Yes, with compatible PWM dimmer/controls	10.79 in.	7.34 in.	2.36 in.

0-10V Dimmable LED Driver

Driver for cost-effective dimming on 0-10V control systems.

0-10V Dimmable LED Driver Specification Sheet

<https://www.diodeled.com/custom/download/productFile/filename/DI-DM-0-10V-Specification%20Sheet.pdf>

Contains

- Additional Models
- Additional Features
- Derating Curves
- System Diagrams

DI-DM-24V100W-0-10V-LPS3R	100-277VAC 50/60Hz	24V	100W	No Minimum Load	Yes	Yes. May be paired with a compatible 0-10V control / dimmer.	10.79 in.	7.34 in.	2.36 in.
DI-DM-MW24V60W-0-10V-LPS3R	120 ~ 277VAC 50/60Hz	24V	60W	No Minimum Load	Yes	Yes, with any 0-10V dimmer or control.	10.79 in.	7.34 in.	2.36 in.

PoE (Power over Ethernet)

Constant voltage platform, ready for Power over Ethernet (inquire)

RECOMMENDED CONTROLLERS

SKU	DESCRIPTION
-----	-------------

CASAMBI® Controllers

The CASAMBI controllers will remotely control your lighting through the app - downloadable for IOS & Android.

CBU-PWM4	CASAMBI PWM4 Single Color Dimming Controller
CBU-A2D	CASAMBI A2D 2 Channel 0-10V/DALI Controller
CBU-ASR	CASAMBI ASR 0-10V Controller
CBU-TED	CASAMBI TED AC High Voltage Controller

TOUCHDIAL™ Control Systems

The TOUCHDIAL™ zone control system controls single color dimming, tunable white, and color changing LED lighting via mobile device and additional TOUCHDIAL controls.

DI-RF-WMT-RGBW	TOUCHDIAL RGB(W) Wall Control - Single Zone
DI-RF-REC-CV-A	TOUCHDIAL Color Control System - WiFi Receiver



VALENT® WARM DIM 24V
LED Tape Light

High density tape light that glows warmer as it dims. Convincingly replicate the warm, familiar glow of incandescent light with the simplicity of a 2-wire LED tape light installation. Our most popular tape light, available in a wide range of color temperatures and outputs.

Date _____

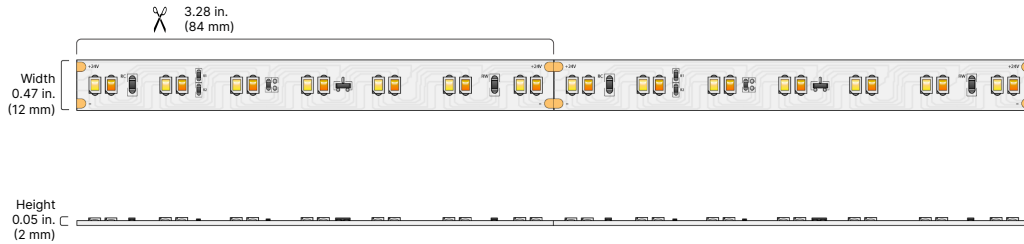
Project Notes _____



MECHANICAL DIAGRAMS

24V-VL1

24V-VL4



CONNECTIONS



36 in. Bare Lead 20/2 AWG UL 2464 Wire with Strain Relief

VALENT® WARM DIM 24V LED Tape Light

High density tape light that glows warmer as it dims. Convincingly replicate the warm, familiar glow of incandescent light with the simplicity of a 2-wire LED tape light installation. Our most popular tape light, available in a wide range of color temperatures and outputs.

Date _____

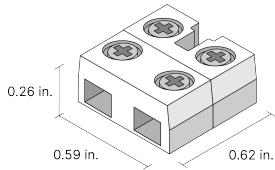
Project Notes _____



ACCESSORIES

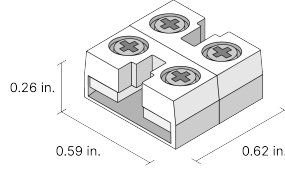
DI-TB12-CONN-TTW

Tape Light Terminal Block Connector, Screw Down, 12mm, Tape-To-Wire - pack of 5



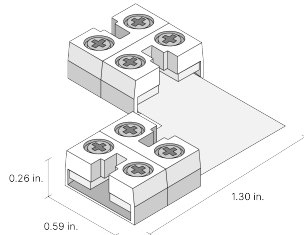
DI-TB12-CONN-TTT

Tape Light Terminal Block Connector, Screw Down, 12mm, Tape-To-Tape - Pack of 1



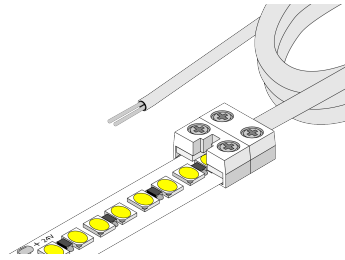
DI-TB12-90-TTT

Tape Light 90 Degree Corner Connector With Attached 12mm Tape-to-Tape Terminal Blocks - Pack of 5



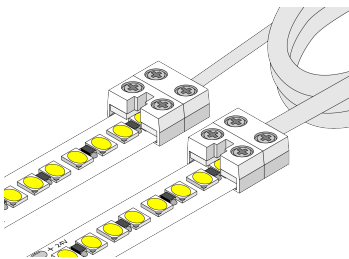
DI-TB12-60SPL-TTW

Tape Light Terminal Block, 12mm, Lead Wire Attached (Tape to Wire), 60 in. 20 AWG Splice Wire, White - Pack of 5



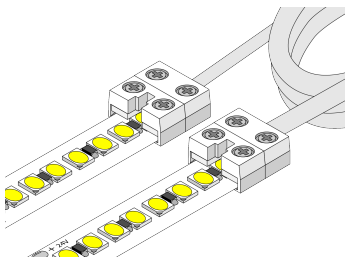
DI-TB12-6JPR-TTT

Tape Light Terminal Block, 12mm, Jumper Cable (Tape to Tape), 6 in. 20 AWG Wire Lead, White - Pack of 1



DI-TB12-60JPR-TTT

Tape Light Terminal Block, 12mm, Jumper Cable (Tape to Tape), 60 in. 20 AWG Wire Lead, White - Pack of 1



DELIVERY OPTIONS

- **Field Assembly**
Fastest order fulfillment. Field connectors and accessories not included.
- **Factory + Field (Hybrid)**
Onsite modifications with factory connection. Additional accessories not included.
- **Factory Assembly**
Fastest Installation. Factory made-to-order fixtures.

- Lumen value measured in accordance to IES LM-80-08. LED chips have a luminous flux range with a tolerance of +/- 5%.
- Each maximum run requires a dedicated power feed from the driver. Do not extend beyond the recommended maximum run length. Max run may exceed Class 2 limit. Actual wattage may differ from calculated wattage due to voltage drop across run.
- Do not install product in an environment outside the listed ambient temperature. Exceeding the maximum ambient temperature may damage LED chips, reduce the total lamp life, lumen output, and/or adversely impact color consistency.
- Actual efficacy value is dependent to specified LED driver (power supply). An estimated efficacy value can be calculated as follows: Lumen value divided by average power consumption per foot.
- Operating temperature is measured according to the minimum and maximum ambient temperature environment.

VALENT® WARM DIM 24V

LED Tape Light

High density tape light that glows warmer as it dims. Convincingly replicate the warm, familiar glow of incandescent light with the simplicity of a 2-wire LED tape light installation.

Our most popular tape light, available in a wide range of color temperatures and outputs.

Date _____

Project Notes _____



CERTIFICATIONS

Safety

- UL Listed 2108 Low Voltage Lighting System / Low Voltage Luminaire. UL 1598 / CSA 250.0-08, UL 8750. UL 879 / CAN/CSA-C22.2 no. 207-M89. Certified for United States and Canada. File # E469769.
- UL Listed Field Cuttable.
- CE & EMC Compliant: Verification No. GZEM141200683705V
- Approved for storage areas of clothes closets per NEC 410.16.A.1,3 and 410.16.C.1,3,5

Environment

- Ambient Temperature: -4 ~ 122°F (-20 ~ 50°C)
- Operating Temperature: -4 ~ 176°F (-20 ~ 80°C)
- RoHS Compliant: Verification No. CANEC1610091501

Performance

- Can be used to comply with TITLE 24 Part 6 High Efficacy Lighting LED requirements - JA8-2016-2022-E
- LED chip data measured in accordance to IES LM-80-08.
- Photometric & Colorimetry data measured in accordance to IES LM-79-08, in Elemental LED's Innovation Lab.

Safety / Warnings / Disclosures

1. Install in accordance with national and local electrical code regulations.
2. This product is intended to be installed and serviced by a qualified, licensed electrician.
3. Only use copper wiring. Use wires rated for at least 176°F (80°C) and certified for use with external connection of electrical equipment.
4. Each maximum run requires a dedicated power feed from the driver. Do not extend beyond the recommended maximum run length.
5. Tape light, attached wire leads, and additional extension cables, connectors, etc., are not rated for in-wall installation unless otherwise noted. Tape light and attached wire leads are field-cuttable.
6. Ensure applicable wire is installed between driver, fixture, and any controls in-between. When choosing wire, factor in voltage drop, amperage rating, and type (in-wall rated, wet location rated, etc.). Inadequate wire installation could overheat wires, and cause fire.
7. Do not install in environment where LED chips are exposed to direct sunlight as damage to the phosphor will occur.
8. Do not install in environment where excessive heat may exist (ex. close proximity to fireplace, etc.) See Ambient Temperature ratings
9. Do not install indoor LED tape light products in outdoor / wet location environments. Only wet location tape light models are rated for outdoor / wet locations.
10. Do not modify product beyond instructions or warranty will be void.
11. Tape light must be handled with care. Excessive handling, bending, and pressure may damage the product, voiding the warranty.
12. Actual color may vary from what is pictured on this sheet and other print materials due to the limitations of photographic processes.
13. We reserve the right to modify and improve the design of our fixtures without prior notice. We cannot guarantee to match existing installed fixtures for subsequent orders or replacements in regards to product appearance, CCT, or lumen output.

WARRANTY

Limited Warranty

- 7 Year limited warranty

This warranty does not include the additional accessories referenced in this specification sheet. Complete warranty details for fixtures and additional accessories are available at www.diodeled.com/limited-warranty/ within the Policies section. For warranty related questions please contact product support.

Consumer's Acknowledgment

Elemental LED, Inc. stands behind its products when they are used properly and according to our specifications. By purchasing our products, the purchaser agrees and acknowledges that lighting design, configuration and installation is a complex process, wherein seemingly minor factors or changes in layout and infield adjustments can have a significant impact on an entire system. Choosing the correct components is essential. Elemental LED is able to work with the original purchaser to make an appropriate product selection to the extent of the limited information that the customer can provide, but it is virtually impossible for Elemental LED to design a system that foresees every unknown factor. For this reason, this Warranty does not cover problems caused by improper design, configuration or installation issues. Any statement from a Elemental LED employee or agent regarding a customer's bill of goods and/or purchase order is NOT an acknowledgment that the products purchased are designed and configured correctly. The purchase agrees and acknowledges that it is the customer's responsibility to adhere strictly to all information contained in the Product Specification Sheets.

There is often more than one way to design, configure and layout an LED lighting application properly to achieve the same lighting effect. Elemental LED strongly recommends that licensed professionals be used in the design and installation of lighting systems that include Elemental LED products. The specifications include important information that a designer and installer should carefully review and strictly follow. Qualified designers and certified and/or licensed installers, with access to the final installation environment, customer goals, and Elemental LED product specifications can make the requisite decisions appropriate for a successful finished lighting application.