

### BLAZE™ X Wet Location 12V and 24V LED Tape Light

Precision-engineered tape light for wet locations (IP65). Up to 350+ lumens per foot with 95+ CRI / 90+ R9. 12 year warranty.

Date \_\_\_\_\_

Project Notes \_\_\_\_\_



#### FEATURES

- For use indoors and outdoors when not in direct sunlight
- 95+ CRI
- 12V and 24V
- Heavy-duty copper PCB for long lasting performance
- Precision color rendering with 90+ R9 value
- 100/200/300 lumen outputs
- 12 Year limited warranty



#### ORDERING CODES

Order spools, and components for field assembly

#### OPTIONAL ORDERING CODES

Add Assembly Preferences, Finish, Lens, Mounting, Driver, and Delivery

	Voltage	Model	CCT	Length	Channels				Finish	Lens	Mounting	Driver	Delivery	
DI														
	12V (12V Volt)	BLX1	27 (2700K)	W016 (16.4 feet)	A1 (A1)	S45 (S45)	90 (90° Sideview)	WF (Waveform)	AL (Aluminum)	*blank* (Classic Frosted Lens)	3M (3M Adhesive)	ELV (Electronic)	MAG (MLV)	Field Assembly
	24V (24V Volt)	BLX2	30 (3000K)	W100 (100 feet)	A2 (A2)	SL (Slim)	REF (Reflector)	SCNC (Sconce)	BL (Black)	AFS (Arch. Frosted Satin Lens)	MC (Mounting Clip)	O10 (0-10V)	LUT (Lutron)	Factory + Field (Hybrid)
		BLX3	35 (3500K)		A3 (A3)	16 (16mm Square)	M11 (1-inch Mud-In)		WH (White)	BL (Black Lens)	UC (U-Clip)	O/O (On / Off)	PoE (Power over Ethernet)	Factory Assembly
					S1 (S1)	SQ (Square)	M12 (2-inch Mud-In)			CLT (Arch. Clear Lens)	VC (Vertical Clip)			
					S2 (S2)	45 (45°)	REC (Recessed)			FRT (Arch. Frosted Lens)	HNG (Hanging Hardware)			
										OPT (Opal Lens)	RC (Rotating Clip)			
										PD (Prem. Diffusion Lens)				

*\*See page 2 for Channel / Lens / Mounting compatibility*

#### BLAZE™ X Wet Location - SPECIFICATION TABLE

Models	12V-BLX1	12V-BLX2	12V-BLX3	24V-BLX1	24V-BLX2	24V-BLX3
<b>Voltage</b>	12VDC	12VDC	12VDC	24VDC	24VDC	24VDC
<b>Wattage</b>	1.5W/ft.	3.1W/ft.	4.3W/ft.	1.5W/ft.	3.1W/ft.	4.3W/ft.
Lumens	2400K 99 Lm/ft.	203 Lm/ft.	290 Lm/ft.	103 Lm/ft.	204 Lm/ft.	285 Lm/ft.
	2700K 101 Lm/ft.	199 Lm/ft.	277 Lm/ft.	108 Lm/ft.	212 Lm/ft.	304 Lm/ft.
	3000K 110 Lm/ft.	211 Lm/ft.	310 Lm/ft.	117 Lm/ft.	226 Lm/ft.	321 Lm/ft.
	3500K 109 Lm/ft.	217 Lm/ft.	308 Lm/ft.	116 Lm/ft.	235 Lm/ft.	320 Lm/ft.
Cut Points	2 in.	1 in.	1 in.	4 in.	2 in.	2 in.
Max Run (ft.)	37 ft.	22 ft.	20 ft.	70 ft.	45 ft.	40 ft.
CRI	95+	95+	95+	95+	95+	95+
Dimensions	0.31 × 0.1 in. (W x H)	0.31 × 0.1 in. (W x H)	0.31 × 0.1 in. (W x H)	0.31 × 0.1 in. (W x H)	0.31 × 0.1 in. (W x H)	0.31 × 0.1 in. (W x H)
TM-21 (LM-80)	>50,000 hours	>50,000 hours	>50,000 hours	>50,000 hours	>50,000 hours	>50,000 hours
Environment	Outdoor / Wet Location (IP65)	Outdoor / Wet Location (IP65)	Outdoor / Wet Location (IP65)	Outdoor / Wet Location (IP65)	Outdoor / Wet Location (IP65)	Outdoor / Wet Location (IP65)
Lead Wire A	36 Inch 20/2AWG Wet Location Connector with Strain Relief	36 Inch 20/2AWG Wet Location Connector with Strain Relief	36 Inch 20/2AWG Wet Location Connector with Strain Relief	36 Inch 20/2AWG Wet Location Connector with Strain Relief	36 Inch 20/2AWG Wet Location Connector with Strain Relief	36 Inch 20/2AWG Wet Location Connector with Strain Relief
Lead Wire B	36 Inch 20/2AWG Wire with Strain Relief	36 Inch 20/2AWG Wire with Strain Relief	36 Inch 20/2AWG Wire with Strain Relief	36 Inch 20/2AWG Wire with Strain Relief	36 Inch 20/2AWG Wire with Strain Relief	36 Inch 20/2AWG Wire with Strain Relief
LED Chips	18/ft.	36/ft.	36/ft.	18/ft.	36/ft.	36/ft.
Chip Type	2835	2835	2835	2835	2835	2835
Certification	UL Listed 2108	UL Listed 2108	UL Listed 2108	UL Listed 2108	UL Listed 2108	UL Listed 2108
Warranty	12 Year	12 Year	12 Year	12 Year	12 Year	12 Year

## BLAZE™ X Wet Location 12V and 24V LED Tape Light

Precision-engineered tape light for wet locations (IP65). Up to 350+ lumens per foot with 95+ CRI / 90+ R9. 12 year warranty.

Date \_\_\_\_\_

Project Notes \_\_\_\_\_



### CHANNEL / LENS / MOUNTING COMPATIBILITY

Channel	Compatible Lenses	Available Finishes	Mounting Options
A1 (A1)	FRT	AL / WH / BL	UC
A2 (A2)	CLT / FRT / AFS	AL / WH / BL	UC
A3 (A3)	CLT / FRT / AFS	AL / WH / BL	UC
S1 (S1)	*blank*	AL	UC
S2 (S2)	*blank*	AL	UC
S45 (S45)	*blank*	AL	UC
SL (Slim)	*blank* / CLT / FRT / BL / PD	AL / WH / BL	MC / 3M / MAG
16 (16mm Square)	FRT	AL	MC
SQ (Square)	*blank* / CLT / FRT / BL / PD	AL / WH / BL	MC / VC / RC / HNG
45 (45°)	*blank* / CLT / FRT / BL / PD	AL / WH / BL	MC / VC / RC / HNG
90 (90° Sideview)	*blank*	AL	MC
REF (Reflector)	*blank*	AL	
M11 (1-inch Mud-In)	OPT	AL	
M12 (2-inch Mud-In)	OPT	AL	
REC (Recessed)	*blank*	AL	3M
WF (Waveform)	*blank*	AL	3M / UC
SCNC (Sconce)	*blank*	AL	3M

### LEGEND

Lens		Finish		Mounting	
*blank*	Classic Frosted Lens	AL	Aluminum	3M	3M Adhesive
AFS	Architectural Frosted Satin Lens	WH	White	HNG	Hanging Hardware
BL	Black Lens	BL	Black	MAG	Magnetic Clip
CLT	Architectural Clear Lens			MC	Mounting Clip
FRT	Architectural Frosted Lens			RC	Rotating Clip
OPT	Opal Lens			UC	U-Clip
PD	Premium Diffusion Lens			VC	Vertical Clip

### BLAZE™ X Wet Location 12V and 24V LED Tape Light

Precision-engineered tape light for wet locations (IP65). Up to 350+ lumens per foot with 95+ CRI / 90+ R9. 12 year warranty.

Date \_\_\_\_\_

Project Notes \_\_\_\_\_



### RECOMMENDED CHANNELS

MODEL	DIAGRAM	INCLUDED ACCESSORIES	CONNECTION OPTIONS	IN CHANNEL DIFFUSION	TECHNICAL RATINGS	MOUNTING OPTIONS WITH DIMENSIONS
<b>A1 Channel</b> DI-CHB-A1 (A1) 48", 96" Aluminum, White, Black For 14mm Tape Lights or smaller	Height (H): 0.81 in. Width (W): 0.87 in. Interior Depth (ID): 0.45 in. Interior Width (IW): 0.79 in. 	48" Aluminum, Black, & White Channels • 48 in. channel & lens • 2x surface mounting clips • 1 retaining clip • End caps: 1x open, 1x closed. 90" Aluminum, Black, & White Channels • 90 in. channel & lens • 4x surface mounting clips • 2x strain relief clip • End caps: 2x open, 2x closed, 2x slotted	<p>8mm Wet Location Tape Light: Soldered Lead Only</p>	<p>Architectural Frosted Lens BLX1: Runway Diffusion BLX2, BLX3: Semi-Diffused</p>	• Beam Angle: 120° Architectural Frosted Lens • Light Loss: 30% • CCT Shift: -35K • IP Rating Shift: IP40	<p>U-Clip: 0.82 × 0.88 in. (H x W)</p>
<b>A2 Channel</b> DI-CHB-A2 (A2) 48", 96" Aluminum, White, Black For 12mm Tape Lights or smaller	Height (H): 0.55 in. Width (W): 0.63 in. Interior Depth (ID): 0.33 in. Interior Width (IW): 0.49 in. 	48" Aluminum, Black, & White Channels • 48 in. channel & lens • 2x surface mounting clips • End caps: 1x open, 1x closed. 96" Aluminum, Black, & White Channels • 96 in. channel & lens • 4x surface mounting clips • End caps: 2x open, 2x closed.	<p>8mm Wet Location Tape Light: Soldered Lead Only</p>	<p>Architectural Frosted Satin Lens BLX1: Runway Diffusion BLX2, BLX3: Semi-Diffused</p> <p>Architectural Frosted Lens BLX1: Runway Diffusion BLX2, BLX3: Semi-Diffused</p> <p>For diffusion options not listed, refer to A2 Channel Specification Sheet.</p>	• Beam Angle: 120° Architectural Clear Lens • Light Loss: 10% • CCT Shift: -20K Architectural Frosted Lens • Light Loss: 30% • CCT Shift: -35K Architectural Frosted Satin Lens • Light Loss: 45% • CCT Shift: -80K • IP Rating Shift: IP40	<p>U-Clip: 0.56 × 0.64 in. (H x W)</p>
<b>A3 Channel</b> DI-CHB-A3 (A3) 48", 96" Aluminum, White, Black For 12mm Tape Lights or smaller	Height (H): 0.39 in. Width (W): 0.63 in. Interior Depth (ID): 0.33 in. Interior Width (IW): 0.49 in. 	48" Aluminum, Black, & White Channels • 48 in. channel & lens • 2x surface mounting clips • End caps: 1x open, 1x closed. 96" Aluminum, Black, & White Channels • 96 in. channel & lens • 4x surface mounting clips • End caps: 2x open, 2x closed.	<p>8mm Wet Location Tape Light: Soldered Lead Only</p>	<p>Architectural Frosted Satin Lens BLX1: Runway Diffusion BLX2, BLX3: Semi-Diffused</p> <p>Architectural Frosted Lens BLX1: Runway Diffusion BLX2, BLX3: Semi-Diffused</p> <p>For diffusion options not listed, refer to A3 Channel Specification Sheet.</p>	• Beam Angle: 120° Architectural Clear Lens • Light Loss: 10% • CCT Shift: -20K Architectural Frosted Lens • Light Loss: 30% • CCT Shift: -35K Architectural Frosted Satin Lens • Light Loss: 45% • CCT Shift: -80K • IP Rating Shift: IP40	<p>U-Clip: 0.4 × 0.64 in. (H x W)</p>
<b>S1 Channel</b> DI-CHB-S1 (S1) 48", 96" Aluminum For 14mm Tape Lights or smaller	Height (H): 0.31 in. Width (W): 0.67 in. Interior Depth (ID): 0.25 in. Interior Width (IW): 0.58 in. 	48 in. channel & frosted cover 2x surface mounting clips End caps: 1x open, 1x closed.	<p>8mm Wet Location Tape Light: Soldered Lead Only</p>	<p>Classic Frosted Lens BLX1: Runway Diffusion BLX2, BLX3: Semi-Diffused</p>	• Beam Angle: 120° Classic Frosted Lens • Light Loss: 20% • CCT Shift: -40K • IP Rating Shift: IP40	<p>U-Clip: 0.32 × 0.68 in. (H x W)</p>

### BLAZE™ X Wet Location 12V and 24V LED Tape Light

Precision-engineered tape light for wet locations (IP65). Up to 350+ lumens per foot with 95+ CRI / 90+ R9. 12 year warranty.

Date \_\_\_\_\_

Project Notes \_\_\_\_\_



### RECOMMENDED CHANNELS

MODEL	DIAGRAM	INCLUDED ACCESSORIES	CONNECTION OPTIONS	IN CHANNEL DIFFUSION	TECHNICAL RATINGS	MOUNTING OPTIONS WITH DIMENSIONS
<b>S2 Channel</b> DI-CHB-S2  (S2) 48", 96" Aluminum For 14mm Tape Lights or smaller	Height (H): 0.57 in. Width (W): 0.74 in. Interior Depth (ID): 0.34 in. Interior Width (IW): 0.63 in.  	48 in. Channel & Frosted Lens, 1 open end cap, 1 closed end cap, 2 mounting clips, 2 mounting screws  96 in. Channel & Frosted Lens, 2 open end cap, 2 closed end cap, 4 mounting clips, 4 mounting screws	<p>8mm Wet Location Tape Light: Soldered Lead Only</p>	<p>Classic Frosted Lens BLX1: Runway Diffusion BLX2, BLX3: Semi-Diffused</p>	<ul style="list-style-type: none"> <li>Beam Angle: 120°</li> <li>Classic Frosted Lens</li> <li>Light Loss: 20%</li> <li>CCT Shift: -40K</li> <li>IP Rating Shift: IP40</li> </ul>	<p>U-Clip: 0.58 × 0.75 in. (H x W)</p>
<b>S45 Channel</b> DI-CHB-S45  (S45) 48", 96" Aluminum For 14mm Tape Lights or smaller	Height (H): 0.78 in. Width (W): 0.78 in. Interior Depth (ID): 0.54 in. Interior Width (IW): 0.6 in.  	48 in. Channel & Frosted Lens, 1 open end cap, 1 closed end cap, 2 mounting clips, 2 mounting screws  96 in. Channel & Frosted Lens, 2 open end cap, 2 closed end cap, 4 mounting clips, 4 mounting screws	<p>8mm Wet Location Tape Light: Soldered Lead Only</p>	<p>Classic Frosted Lens BLX1: Runway Diffusion BLX2, BLX3: Semi-Diffused</p>	<ul style="list-style-type: none"> <li>Beam Angle: 120°</li> <li>Classic Frosted Lens</li> <li>Light Loss: 20%</li> <li>CCT Shift: -40K</li> <li>IP Rating Shift: IP40</li> </ul>	<p>U-Clip: 0.79 × 0.79 in. (H x W)</p>
<b>Slim Channel</b> DI-CPCHB-SL  (SL) 48", 96" Aluminum, White, Black For 14mm Tape Lights or smaller	Height (H): 0.38 in. Width (W): 0.82 in. Interior Depth (ID): 0.3 in. Interior Width (IW): 0.67 in.  	48" Aluminum, Black, & White Channels • 48 in. channel & lens • 2x surface mounting clips • End caps: 1x open, 1x closed  96" Aluminum, Black, & White Channels • 96 in. channel & lens • 4x surface mounting clips • end caps: 2x open, 2x closed	<p>8mm Wet Location Tape Light: Soldered Lead Only</p>	<p>Architectural Frosted Lens BLX1: Runway Diffusion BLX2, BLX3: Semi-Diffused</p> <p>Premium Diffusion Lens BLX1: Semi-Diffused BLX2, BLX3: Dotless</p> <p>For diffusion options not listed, refer to Slim Channel Specification Sheet.</p>	<ul style="list-style-type: none"> <li>Beam Angle: 120°</li> <li>Architectural Clear Lens</li> <li>Light Loss: 10%</li> <li>CCT Shift: -20K</li> <li>Architectural Frosted Lens</li> <li>Light Loss: 30%</li> <li>CCT Shift: -35K</li> <li>Classic Frosted Lens</li> <li>Light Loss: 20%</li> <li>CCT Shift: -40K</li> <li>Black Lens</li> <li>Light Loss: 90%</li> <li>CCT Shift: -350K</li> <li>Premium Diffusion Lens</li> <li>Light Loss: 10%</li> <li>CCT Shift: -30K</li> <li>IP Rating Shift: IP40</li> </ul>	<p>Slim Mount: 0.54 × 0.87 in. (H x W)            3M Adhesive: 0.48 × 0.82 in. (H x W)            Magnetic U-Clip: 0.59 × 0.82 in. (H x W)            Premium Diffusion: 0.96 × 0.82 in. (H x W)</p>
<b>16mm Square Channel</b> DI-CPCHB-16MM  (16) 48", 96" Aluminum For 14mm Tape Lights or smaller	Height (H): 0.89 in. Width (W): 0.77 in. Interior Width (IW): 0.63 in.  	48 in. channel & Architectural Frosted Lens 2x surface mounting clips End caps: 1x open, 1x closed.  96 in. channel & Architectural Frosted Lens 4x surface mounting clips End caps: 2x open, 2x closed.	<p>8mm Wet Location Tape Light: Soldered Lead Only</p>	<p>Architectural Frosted Lens BLX1: Semi-Diffused BLX2, BLX3: Dotless</p>	<ul style="list-style-type: none"> <li>Beam Angle: 120°</li> <li>Architectural Frosted Lens</li> <li>Light Loss: 30%</li> <li>CCT Shift: -35K</li> <li>Black Lens</li> <li>Light Loss: 90%</li> <li>CCT Shift: -350K</li> <li>IP Rating Shift: IP40</li> </ul>	<p>Mounting Clip: 0.89 × 0.77 in. (H x W)</p>

### BLAZE™ X Wet Location 12V and 24V LED Tape Light

Precision-engineered tape light for wet locations (IP65). Up to 350+ lumens per foot with 95+ CRI / 90+ R9. 12 year warranty.

Date \_\_\_\_\_

Project Notes \_\_\_\_\_



### RECOMMENDED CHANNELS

MODEL	DIAGRAM	INCLUDED ACCESSORIES	CONNECTION OPTIONS	IN CHANNEL DIFFUSION	TECHNICAL RATINGS	MOUNTING OPTIONS WITH DIMENSIONS
<b>Square Channel</b> DI-CPCHB-SQ  (SQ) 48", 96" Aluminum, White, Black For 14mm Tape Lights or smaller		<b>48" Aluminum Channel</b> • 48 in. channel & frosted lens • 2x surface mounting clips • End caps: 1x open, 1x closed.  <b>48" Black &amp; White Channels</b> • 48 in. channel & clear, or frosted lens • 4x surface mounted clips • 2x End-to-end interconnects  <b>96" Aluminum Channel</b> • 96 in. channel & frosted lens • 4x surface mounting clips • End caps: 2x open, 2x closed.  <b>96" Black &amp; White Channels</b> • 96 in. channel & clear, or frosted lens • 4x surface mounted clips • 2x End-to-end interconnects	<p>8mm Wet Location Tape Light: Soldered Lead Only</p>	<p>Architectural Frosted Lens BLX1: Runway Diffusion BLX2, BLX3: Semi-Diffused             Premium Diffusion Lens BLX1: Semi-Diffused BLX2, BLX3: Dotless             For diffusion options not listed, refer to Square Channel Specification Sheet.</p>	<ul style="list-style-type: none"> <li>• Beam Angle: 120°</li> <li>• Architectural Clear Lens</li> <li>• Light Loss: 10%</li> <li>• CCT Shift: -20K</li> <li>• Architectural Frosted Lens</li> <li>• Light Loss: 30%</li> <li>• CCT Shift: -35K</li> <li>• Classic Frosted Lens</li> <li>• Light Loss: 20%</li> <li>• CCT Shift: -40K</li> <li>• Black Lens</li> <li>• Light Loss: 90%</li> <li>• CCT Shift: -350K</li> <li>• Premium Diffusion Lens</li> <li>• Light Loss: 10%</li> <li>• CCT Shift: -30K</li> <li>• IP Rating Shift: IP40</li> </ul>	<p>Chromapath Surface Mount: 0.61 x 0.82 in. (H x W)            Vertical Mount: 0.61 x 0.82 in. (H x W)            Rotating Mount: 1.29 x 0.82 in. (H x W)            Hanging Mount: 1.51 x 0.82 in. (H x W)             Premium Diffusion: 1.13 x 0.82 in. (H x W)</p>
<b>45° Channel</b> DI-CPCHB-45  (45) 48", 96" Aluminum, White, Black For 14mm Tape Lights or smaller		<b>48" Aluminum, Black, &amp; White Channels</b> • 48 in. channel & clear, or frosted lens • 4x surface mounted clips • 2x End-to-end interconnects  <b>96" Aluminum Channel</b> • 96 in. channel & clear, or frosted lens • 8x surface mounted clips • 4x End-to-end interconnects  <b>96" Black &amp; White Channels</b> • 96 in. channel & clear, or frosted lens • 4x surface mounted clips • 2x End-to-end interconnects	<p>8mm Wet Location Tape Light: Soldered Lead Only</p>	<p>Architectural Frosted Lens BLX1: Runway Diffusion BLX2, BLX3: Semi-Diffused             Premium Diffusion Lens BLX1: Semi-Diffused BLX2, BLX3: Dotless             For diffusion options not listed, refer to 45° Channel Specification Sheet.</p>	<ul style="list-style-type: none"> <li>• Beam Angle: 120°</li> <li>• Architectural Clear Lens</li> <li>• Light Loss: 10%</li> <li>• CCT Shift: -20K</li> <li>• Architectural Frosted Lens</li> <li>• Light Loss: 30%</li> <li>• CCT Shift: -35K</li> <li>• Classic Frosted Lens</li> <li>• Light Loss: 20%</li> <li>• CCT Shift: -40K</li> <li>• Black Lens</li> <li>• Light Loss: 90%</li> <li>• CCT Shift: -350K</li> <li>• Premium Diffusion Lens</li> <li>• Light Loss: 10%</li> <li>• CCT Shift: -30K</li> <li>• IP Rating Shift: IP40</li> </ul>	<p>Chromapath Surface Mount: 1 x 0.67 in. (H x W)            Vertical Mount: 1 x 0.67 in. (H x W)            Rotating Mount: 1.68 x 0.67 in. (H x W)            Hanging Mount: 1.9 x 0.67 in. (H x W)             Premium Diffusion: 1.52 x 0.67 in. (H x W)</p>
<b>90° Sideview Channel</b> DI-CPCHB-90SD  (90) 48", 96" Aluminum For 12mm Tape Lights or smaller		<b>48 in. channel &amp; frosted cover</b> Mounting hardware End caps: 1x open, 1x closed.  <b>96 in. channel &amp; frosted cover</b> Mounting hardware End caps: 2x open, 2x closed.	<p>8mm Wet Location Tape Light: Soldered Lead Only</p>	<p>Classic Frosted Lens BLX1: Runway Diffusion BLX2, BLX3: Semi-Diffused</p>	<ul style="list-style-type: none"> <li>• Beam Angle: 120°</li> <li>• Classic Frosted Lens</li> <li>• Light Loss: 20%</li> <li>• CCT Shift: -40K</li> <li>• IP Rating Shift: IP40</li> </ul>	<p>Mounting Clip: 0.92 x 0.92 in. (H x W)</p>
<b>Reflector Channel</b> DI-CPCHB-RFCTR  (REF) 48", 96" Aluminum For 12mm Tape Lights or smaller		<b>48 in. channel &amp; frosted cover</b> End caps: 1x open, 1x closed.  <b>96 in. channel &amp; frosted cover</b> End caps: 1x open, 1x closed.	<p>8mm Wet Location Tape Light: Soldered Lead Only</p>	<p>Classic Frosted Lens BLX1: Runway Diffusion BLX2, BLX3: Semi-Diffused</p>	<ul style="list-style-type: none"> <li>• Beam Angle: 120°</li> <li>• Classic Frosted Lens</li> <li>• Light Loss: 20%</li> <li>• CCT Shift: -40K</li> <li>• IP Rating Shift: IP40</li> </ul>	<p>Recessed Mount: 2.75 x 1 in. (H x W)</p>

### BLAZE™ X Wet Location 12V and 24V LED Tape Light

Precision-engineered tape light for wet locations (IP65). Up to 350+ lumens per foot with 95+ CRI / 90+ R9. 12 year warranty.

Date \_\_\_\_\_

Project Notes \_\_\_\_\_



### RECOMMENDED CHANNELS

MODEL	DIAGRAM	INCLUDED ACCESSORIES	CONNECTION OPTIONS	IN CHANNEL DIFFUSION	TECHNICAL RATINGS	MOUNTING OPTIONS WITH DIMENSIONS
<b>1-inch Mud-In Channel</b> DI-CPCHB-MUD1 (M1) 48", 96" Aluminum For 14mm Tape Lights or smaller	Height (H): 0.54 in. Width (W): 2.42 in. Interior Width (IW): 0.81 in. Cut Out Width (CO): 1.19 in. 	96 in. channel & opal lens 2x end-to-end connectors End caps: 2x open, 2x closed.	 8mm Wet Location Tape Light: Soldered Lead Only	Opal Lens BLX1: Runway Diffusion BLX2, BLX3: Dotless	<ul style="list-style-type: none"> <li>Beam Angle: 120°</li> <li>Opal Lens</li> <li>Light Loss: 55%</li> <li>CCT Shift: -200K</li> <li>IP Rating Shift: IP40</li> </ul>	 Recessed Mount: 0.54 × 2.42 in. (H × W)
<b>2-inch Mud-In Channel</b> DI-CPCHB-MUD2 (M2) 48", 96" Aluminum For 14mm Tape Lights or smaller	Height (H): 0.8 in. Width (W): 3.86 in. Interior Width (IW): 1.84 in. Cut Out Width (CO): 1.97 in. 	96 in. channel & opal lens 2x surface mounting clips End caps: 2x open, 2x closed.	 8mm Wet Location Tape Light: Soldered Lead Only	Opal Lens BLX1: Semi-Diffused BLX2, BLX3: Dotless	<ul style="list-style-type: none"> <li>Beam Angle: 120°</li> <li>Opal Lens</li> <li>Light Loss: 55%</li> <li>CCT Shift: -200K</li> <li>IP Rating Shift: IP40</li> </ul>	 Recessed Mount: 0.8 × 3.86 in. (H × W)
<b>Recessed Channel</b> DI-CPCHB-REC (REC) 48", 96" Aluminum For 14mm Tape Lights or smaller	Height (H): 0.49 in. Width (W): 1.03 in. Interior Depth (ID): 0.42 in. Interior Width (IW): 0.59 in. Cut Out Width (CO): 0.74 in. Recessed Wing (RW): 0.15 in. 	48 in. channel & frosted lens 2x surface mounting clips end caps: 1x open, 1x closed  96 in. channel & frosted lens 4x surface mounted clips end caps: 2x open, 2x closed.	 8mm Wet Location Tape Light: Soldered Lead Only	Classic Frosted Lens BLX1: Runway Diffusion BLX2: Semi-Diffused BLX3: Dotless	<ul style="list-style-type: none"> <li>Beam Angle: 120°</li> <li>Classic Frosted Lens</li> <li>Light Loss: 20%</li> <li>CCT Shift: -40K</li> <li>IP Rating Shift: IP40</li> </ul>	 3M Adhesive: 0.59 × 1.03 in. (H × W)  Recessed Mount: 0.49 × 1.03 in. (H × W)
<b>Waveform Channel</b> DI-CPCHB-WF (WF) 48" Aluminum For 12mm Tape Lights or smaller	Height (H): 0.3 in. Width (W): 0.71 in. Interior Depth (ID): 0.25 in. Interior Width (IW): 0.49 in. Height W/o Cover (H/C): 0.2 in. 	48 in. channel & frosted lens 2x surface mounting clips End caps: 1x open, 1x closed.	 8mm Wet Location Tape Light: Soldered Lead Only	Classic Frosted Lens BLX1, BLX2, BLX3: Runway Diffusion	<ul style="list-style-type: none"> <li>Beam Angle: 120°</li> <li>Min. Bend Radius: 8 in.</li> <li>Classic Frosted Lens</li> <li>Light Loss: 20%</li> <li>CCT Shift: -40K</li> <li>IP Rating Shift: IP40</li> </ul>	 3M Adhesive: 0.4 × 0.71 in. (H × W)  U-Clip: 0.31 × 0.72 in. (H × W)

### BLAZE™ X Wet Location 12V and 24V LED Tape Light

Precision-engineered tape light for wet locations (IP65). Up to 350+ lumens per foot with 95+ CRI / 90+ R9. 12 year warranty.

Date \_\_\_\_\_

Project Notes \_\_\_\_\_



### RECOMMENDED CHANNELS

MODEL	DIAGRAM	INCLUDED ACCESSORIES	CONNECTION OPTIONS	IN CHANNEL DIFFUSION	TECHNICAL RATINGS	MOUNTING OPTIONS WITH DIMENSIONS
<b>Sconce Channel</b> DI-CPCHB-SCNC  (SCNC) 48", 96" Aluminum <small>For 14mm Tape Lights or smaller</small>	Height (H): 1.1 in. Width (W): 1.21 in. Interior Depth (ID): 0.53 in. Interior Width (IW): 0.84 in.  	48 in. channel, 2x frosted cover Mounting plate End caps: 1x open, 1x closed.  96 in. channel, 2x frosted cover Mounting plate End caps: 1x open, 1x closed.	 8mm Wet Location Tape Light: Soldered Lead Only	 Classic Frosted Lens BLX1: Runway Diffusion BLX2, BLX3: Dotless	<ul style="list-style-type: none"> <li>Beam Angle: 120°</li> <li>Classic Frosted Lens</li> <li>Light Loss: 20%</li> <li>CCT Shift: -40K</li> <li>IP Rating Shift: IP40</li> </ul>	 3M Adhesive: 1.2 x 1.21 in. (H x W)

### BLAZE™ X Wet Location 12V and 24V LED Tape Light

Precision-engineered tape light for wet locations (IP65). Up to 350+ lumens per foot with 95+ CRI / 90+ R9. 12 year warranty.

Date \_\_\_\_\_

Project Notes \_\_\_\_\_



### RECOMMENDED 24V DRIVERS

SKU	INPUT VOLTAGE / FREQUENCY	OUTPUT VOLTAGE	MAXIMUM LOAD	MINIMUM LOAD	CLASS 2	DIMMABLE	LENGTH	WIDTH	HEIGHT
-----	---------------------------	----------------	--------------	--------------	---------	----------	--------	-------	--------

#### OMNIDRIVE® X Dimmable Driver

Versatile driver for most high-performance dimming on ELV, TRIAC, and 0-10V systems.

OMNIDRIVE® X Dimmable Driver Specification Sheet

<https://www.diodeled.com/custom/download/productFile/filename/omnidrive-x-specification-sheet.pdf>

Contains

- Additional Models
- Additional Features
- Derating Curves
- System Diagrams

DI-ODX-24V30W-J	120-277V	24V	30W	No Minimum Load	Yes	Yes	6.5 in.	3.7 in.	1.57 in.
DI-ODX-24V60W-J	120-277V	24V	60W	No Minimum Load	Yes	Yes	7.4 in.	3.7 in.	1.57 in.
DI-ODX-24V96W-J	120-277V	24V	96W	No Minimum Load	Yes	Yes	8.66 in.	3.7 in.	1.57 in.
DI-ODX-24V120W-J	120-277V	24V	120W	No Minimum Load	No	Yes	8.66 in.	3.7 in.	1.57 in.

#### VLM Series Constant Voltage Driver

Compact driver for on/off, PWM dimming, and color-changing applications.

VLM Series Constant Voltage Driver Specification Sheet

[https://www.diodeled.com/custom/download/productFile/filename/VLM-Specification%20Sheet%20\(Driver%20&%20J-Box\).pdf](https://www.diodeled.com/custom/download/productFile/filename/VLM-Specification%20Sheet%20(Driver%20&%20J-Box).pdf)

Contains

- Additional Models
- Additional Features
- Derating Curves
- System Diagrams

VLM60W-24-LPS3R	120 / 277VAC 47 - 63Hz	24V	60W	No Minimum Load	Yes	PWM	10.79 in.	7.34 in.	2.36 in.
VLM60W-24-LPM	120 / 277VAC 47 - 63Hz	24V	60W	No Minimum Load	Yes	PWM	8.19 in.	2.94 in.	1.31 in.
VLM100W-24-LPS3R	120 / 277VAC 47 - 63Hz	24V	100W	No Minimum Load	Yes	PWM	10.79 in.	7.34 in.	2.36 in.

#### OMNIDRIVE® BASICS Electronic Dimmable Driver

Compact electronic dimmable (ELV) driver for everyday projects.

OMNIDRIVE® BASICS Electronic Dimmable Driver Specification Sheet

<https://www.diodeled.com/custom/download/productFile/filename/DI-ODBELV-Specification%20Sheet.pdf>

Contains

- Additional Models
- Additional Features
- Derating Curves
- System Diagrams

DI-ODBELV-24V60W-LPELV	120V AC 50/60Hz, 0.5A	24V	60W	No Minimum Load	Yes	Yes	5.5 in.	4.7 in.	0.96 in.
DI-ODBELV-24V60W	120V AC 50/60Hz, 0.5A	24V	60W	No Minimum Load	Yes	Yes	4.2 in.	1.75 in.	0.96 in.

#### PoE (Power over Ethernet)

Constant voltage platform, ready for Power over Ethernet (inquire)

### RECOMMENDED CONTROLLERS

SKU	DESCRIPTION
-----	-------------

#### CASAMBI® Controllers

The CASAMBI controllers will remotely control your lighting through the app - downloadable for IOS & Android.

CBU-PWM4	CASAMBI PWM4 Single Color Dimming Controller
CBU-A2D	CASAMBI A2D 2 Channel 0-10V/DALI Controller
CBU-ASR	CASAMBI ASR 0-10V Controller
CBU-TED	CASAMBI TED AC High Voltage Controller

#### ATTRIBUTE® Color Controllers

Affordable, flexible color controllers for RGB and RGBW LED lighting. Easy to install.

DI-ATT-RGBW-REM	ATTRIBUTE RGB(W) Color Controller and Receiver
-----------------	--



**BLAZE™ X Wet Location 12V and 24V**  
**LED Tape Light**

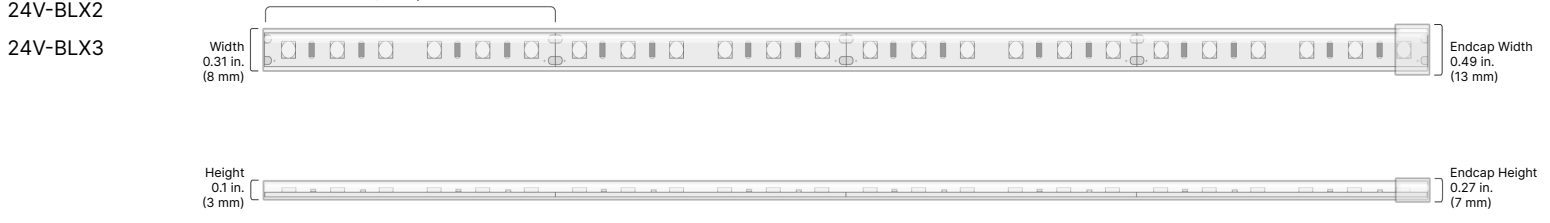
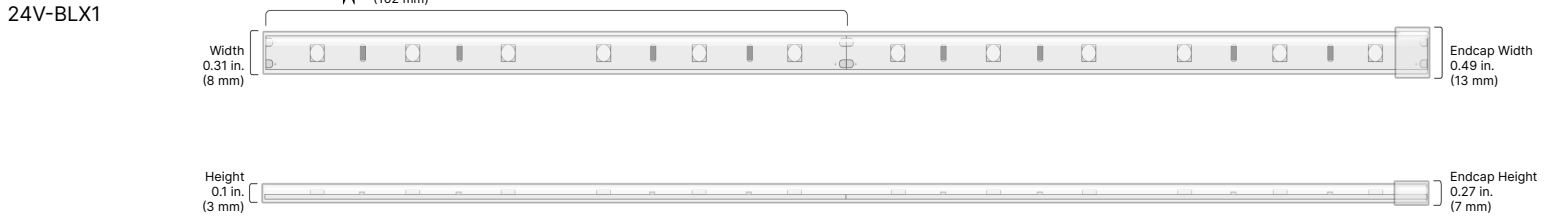
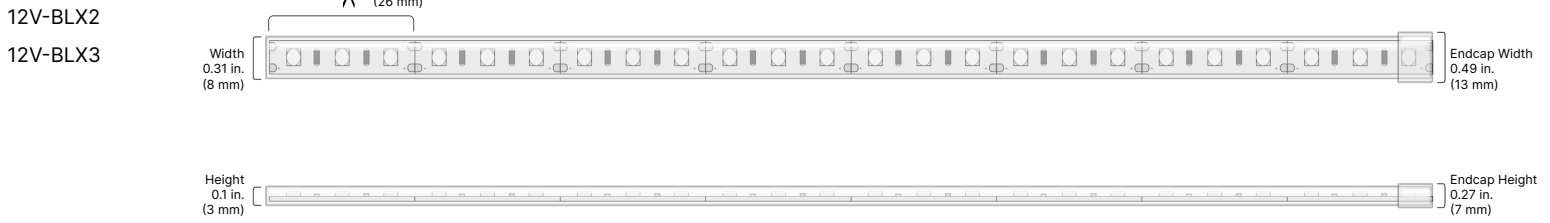
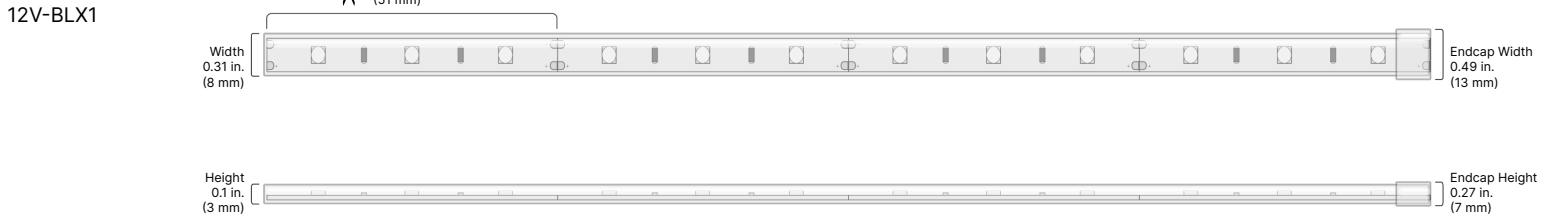
Precision-engineered tape light for wet locations (IP65). Up to 350+ lumens per foot with 95+ CRI / 90+ R9. 12 year warranty.

Date \_\_\_\_\_

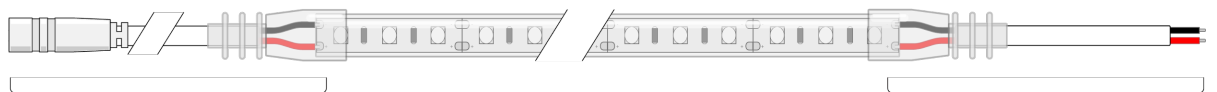
Project Notes \_\_\_\_\_



**MECHANICAL DIAGRAMS**



**CONNECTIONS**



36 Inch 20/2AWG Wet Location Connector with Strain Relief

36 Inch 20/2AWG Wire with Strain Relief

### BLAZE™ X Wet Location 12V and 24V LED Tape Light

Precision-engineered tape light for wet locations (IP65). Up to 350+ lumens per foot with 95+ CRI / 90+ R9. 12 year warranty.

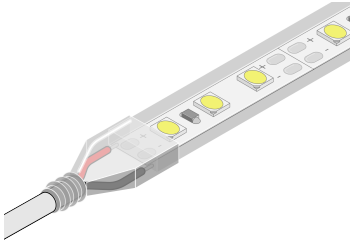
Date \_\_\_\_\_

Project Notes \_\_\_\_\_



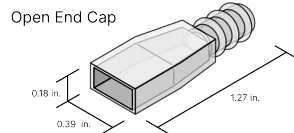
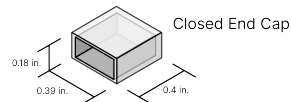
## ACCESSORIES

### Soldered Lead Only



### DI-WL-EC

BLAZE Wet Location Strip Light End Cap Set, 5-pack, 5 open and 5 closed

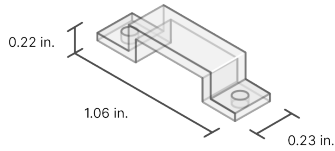


## DELIVERY OPTIONS

- Field Assembly**  
 Fastest order fulfillment. Field connectors and accessories not included.
- Factory + Field (Hybrid)**  
 Onsite modifications with factory connection. Additional accessories not included.
- Factory Assembly**  
 Fastest Installation. Factory made-to-order fixtures.

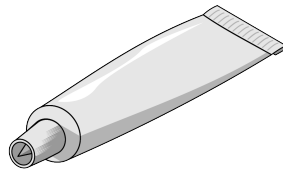
### DI-0754

Wet Location Strip Light Mounting Clips - Set of 10



### DI-WPSL

Wet Location Sealant



- Lumen value measured in accordance to IES LM-80-08. LED chips have a luminous flux range with a tolerance of +/- 5%.
- Each maximum run requires a dedicated power feed from the driver. Do not extend beyond the recommended maximum run length. Max run may exceed Class 2 limit. Actual wattage may differ from calculated wattage due to voltage drop across run.
- Do not install product in an environment outside the listed ambient temperature. Exceeding the maximum ambient temperature may damage LED chips, reduce the total lamp life, lumen output, and/or adversely impact color consistency.
- Actual efficacy value is dependent to specified LED driver (power supply). An estimated efficacy value can be calculated as follows: Lumen value divided by average power consumption per foot.
- Operating temperature is measured according to the minimum and maximum ambient temperature environment.

### BLAZE™ X Wet Location 12V and 24V LED Tape Light

Precision-engineered tape light for wet locations (IP65). Up to 350+ lumens per foot with 95+ CRI / 90+ R9. 12 year warranty.

Date \_\_\_\_\_

Project Notes \_\_\_\_\_



## CERTIFICATIONS

### Safety

- UL Listed 2108 Low Voltage Lighting System / Low Voltage Luminaire. UL 1598 / CSA 250.0-08, UL 8750. UL 879 / CAN/CSA-C22.2 no. 207-M89. Certified for United States and Canada. File # E469769.
- UL Listed Field Cuttable.
- UL Recognized Component - Sign Accessories. Available in UL Sign Components Manual (SAM Manual). File # E469770.
- CE & EMC Compliant: Verification No. GZEM141200683705V
- Approved for storage areas of clothes closets per NEC 410.16.A.1,3 and 410.16.C.1,3,5

### Environment

- Ambient Temperature: -4 ~ 122°F (-20 ~ 50°C)
- Operating Temperature: -4 ~ 176°F (-20 ~ 80°C)
- RoHS Compliant: Verification No. CANEC1610091501

### Performance

- Can be used to comply with TITLE 24 Part 6 High Efficacy Lighting LED requirements - JAB-2016-2022-E
- LED chip data measured in accordance to IES LM-80-08.
- Photometric & Colorimetry data measured in accordance to IES LM-79-08, in Elemental LED's Innovation Lab.

### Safety / Warnings / Disclosures

1. Install in accordance with national and local electrical code regulations.
2. This product is intended to be installed and serviced by a qualified, licensed electrician.
3. Only use copper wiring. Use wires rated for at least 176°F (80°C) and certified for use with external connection of electrical equipment.
4. Each maximum run requires a dedicated power feed from the driver. Do not extend beyond the recommended maximum run length.
5. Tape light, attached wire leads, and additional extension cables, connectors, etc., are not rated for in-wall installation unless otherwise noted. Tape light and attached wire leads are field-cuttable.
6. Ensure applicable wire is installed between driver, fixture, and any controls in-between. When choosing wire, factor in voltage drop, amperage rating, and type (in-wall rated, wet location rated, etc.). Inadequate wire installation could overheat wires, and cause fire.
7. Do not install in environment where LED chips are exposed to direct sunlight as damage to the phosphor will occur.
8. Do not install in environment where excessive heat may exist (ex. close proximity to fireplace, etc.) See Ambient Temperature ratings
9. Do not install indoor LED tape light products in outdoor / wet location environments. Only wet location tape light models are rated for outdoor / wet locations.
10. Do not modify product beyond instructions or warranty will be void.
11. Tape light must be handled with care. Excessive handling, bending, and pressure may damage the product, voiding the warranty.
12. Actual color may vary from what is pictured on this sheet and other print materials due to the limitations of photographic processes.
13. We reserve the right to modify and improve the design of our fixtures without prior notice. We cannot guarantee to match existing installed fixtures for subsequent orders or replacements in regards to product appearance, CCT, or lumen output.

## WARRANTY

### Limited Warranty

- 12 Year limited warranty

This warranty does not include the additional accessories referenced in this specification sheet. Complete warranty details for fixtures and additional accessories are available at [www.diodeled.com/limited-warranty/](http://www.diodeled.com/limited-warranty/) within the Policies section. For warranty related questions please contact product support.

### Consumer's Acknowledgment

Elemental LED, Inc. stands behind its products when they are used properly and according to our specifications. By purchasing our products, the purchaser agrees and acknowledges that lighting design, configuration and installation is a complex process, wherein seemingly minor factors or changes in layout and infield adjustments can have a significant impact on an entire system. Choosing the correct components is essential. Elemental LED is able to work with the original purchaser to make an appropriate product selection to the extent of the limited information that the customer can provide, but it is virtually impossible for Elemental LED to design a system that foresees every unknown factor. For this reason, this Warranty does not cover problems caused by improper design, configuration or installation issues. Any statement from a Elemental LED employee or agent regarding a customer's bill of goods and/or purchase order is NOT an acknowledgment that the products purchased are designed and configured correctly. The purchase agrees and acknowledges that it is the customer's responsibility to adhere strictly to all information contained in the Product Specification Sheets.

There is often more than one way to design, configure and layout an LED lighting application properly to achieve the same lighting effect. Elemental LED strongly recommends that licensed professionals be used in the design and installation of lighting systems that include Elemental LED products. The specifications include important information that a designer and installer should carefully review and strictly follow. Qualified designers and certified and/or licensed installers, with access to the final installation environment, customer goals, and Elemental LED product specifications can make the requisite decisions appropriate for a successful finished lighting application.