

Project Name:	Type:
Part Number:	Date:

DOUBLE ENDED BYPASS T8 8FT

FEATURES


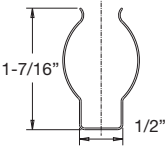
- Integral driver suitable for 120-277V
- Replaces 8ft F96T8 / F96T12 Fluorescent lamps
- Available in Single pin (Fa8) & Recessed Double Contact pin (R17d)
- Double ended installation, no need to change existing sockets
- Opaque glass design eliminates pixilation and reduces glare
- High performance, lumen output up to 5,500lm, 128LPW
- 310° wide light emitting area
- Suitable for enclosed fixtures
- Meets NSF Requirements (use of a shatter guard required)
- UL 1598C classified
- Temperature rating: -4°F/20°C – 113°F/45°C
- Rated lifetime (L70): 50,000hrs
- 5 year limited warranty / 10 year available
(see EXTENDED WARRANTIES table for information)
- Suitable for all indoor general lighting applications and damp locations



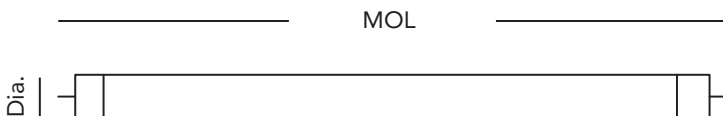
SPECIFICATIONS

Product	Model	Equiv.	Input Voltage	Wattage	Lumens	CCT	CRI	Efficacy (LPW)	Power Factor	THD	Beam Angle	Dim.	Fixture Rating	DLC
34869	43T8/8F/840/DEB/Fa8	F96T8 F96T12	120-277V	43	5,500	4000K	82	128	0.9	<20%	160°	No	Enclosed	√
34870	43T8/8F/850/DEB/Fa8	F96T8 F96T12	120-277V	43	5,500	5000K	82	128	0.9	<20%	160°	No	Enclosed	√
34871	43T8/8F/840/DEB/R17d	F96T8 F96T12	120-277V	43	5,500	4000K	82	128	0.9	<20%	160°	No	Enclosed	-
34872	43T8/8F/850/DEB/R17d	F96T8 F96T12	120-277V	43	5,500	5000K	82	128	0.9	<20%	160°	No	Enclosed	-

SUPPLIED ACCESSORY

Product	Model	Description	Picture	Dimension	Weight
34873	T8CLIP	Kit including self-tapping screw and support clip (Clip x 1, ST4.2 hexagon washer head self drilling screw x 1)			0.2oz

DIMENSION & WEIGHT



Model	43T8/8F/xxx/DEB/Fa8	43T8/8F/xxx/DEB/R17d
Base	Fa8 (Single Pin)	R17d (Recessed Double Contact)
MOL	93-15/16"	93-15/16"
Dia.	1-15/16"	1-15/16"
Weight	0.92lb	0.92lb

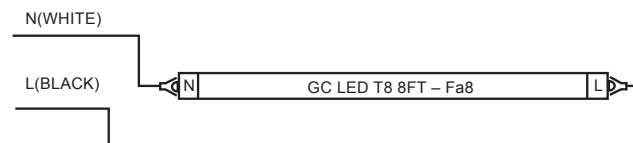
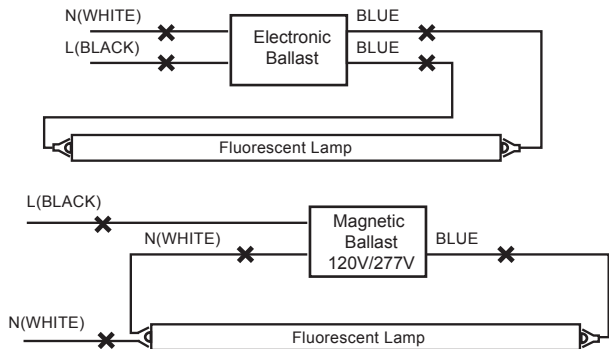
Where xxx means 824-965 which indicates CRI and color temperature



DOUBLE ENDED BYPASS T8 8FT

INSTALLATION


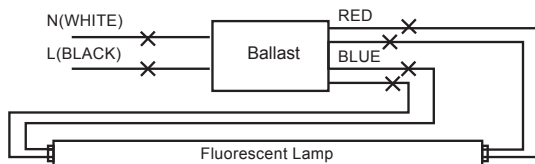
Fa8 - SINGLE PIN 1 LAMP



Step 1. Cut all wires connected to the existing ballast, remove the ballast

Step 2. Wire the holders and lamps according to the above diagram


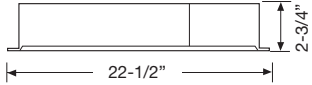
PIN R17d – Recessed Double Contact 1 LAMP



Step 1. Cut all wires connected to the existing ballast, remove the ballast

Step 2. Wire the holders and lamps according to the above diagram

ACCESSORY ORDERING INFORMATION

Product	Model	Description	Picture	Dimension	Weight
98235	50EMINVERTER	Emergency Inverter 50W			9.0lb

- Fixtures must be installed within 250' of inverter
- UL 924 listed for field installation
- Suitable for damp locations
- Galvanized steel enclosure with 36" conduit for wiring connections to the fixture
- Includes test switch and charge indicator accessory kit
- Replaceable and recyclable long-life high temperature nickel-cadmium battery

EXTENDED WARRANTIES**

Model	Description***
43T8/8F/DEB/10YEARWARRANTY	10 Year warranty for 43T8/8F/8xx/DEB/Fa8/yy

** Warranty based on a maximum of 4,368 annual operating hours (per year for ten years) and exposure to a maximum ambient temperature of 80°F / 27°C.

*** xx – Refers to the CCT yy – Refers to model generations within the same nominal performance. Typically blank, 'R', or 'RC'