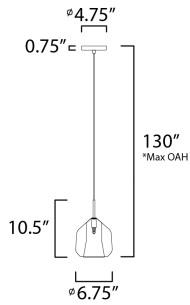




PRODUCT DESCRIPTION

A collection of glass in glass pendants in 3 shapes and 2 finish combinations epitomizes classic contemporary design. Available in either Clear over Frost with Satin Brass accents or Smoke over Frost with Polished Chrome.



*max overall height



MEASUREMENTS

DIMENSION : 6.75" L x 6.75" W x 7" H
 MAX OAH : 130" OAH
 CANOPY : 4.75" W x 0.75" H x 4.75" L
 HANGING WEIGHT : 2.244 lb

LAMPING

INPUT VOLTAGE : 120V
 LUMENS : 480 Rated (380 Del.)
 BULB : 1 x 4W LED G9 , 4W Total
 BULB INCLUDED : (Included)
 DIMMABLE : Yes
 CRI : 90+ CRI
 COLOR_TEMP : 3000K

FINISHES OPTION

-  Polished Chrome
-  Satin Brass

GLASS

Clear 18

MATERIAL

Steel, Glass

RATINGS

Dry Location



ADDITIONAL

ADJUSTABLE
 SLOPE: 70
 RATED LIFE 20000 Hours
 OPERATING TEMPERATURE:
 -20°C (-4°F), 40°C (104°F)

Always consult a qualified electrician before installing any lighting product.



WESTERN DISTRIBUTION CENTER (HEADQUARTER)
 253 NORTH VINELAND AVE | CITY OF INDUSTRY, CA 91746
EASTERN DISTRIBUTION CENTER
 4200 SHIRLEY DR. | ATLANTA, GA 30336
 P. 626.956.4200 | F. 626.956.4225 | et2online.com