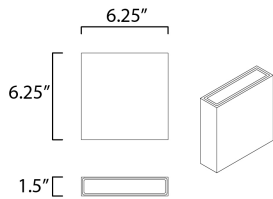


PRODUCT DESCRIPTION

Low profile LED up and down wall sconce which can be used interior or exterior are available in both Black and White. The flat face provides a place for numbers which makes these great for multi-family installations.





MEASUREMENTS

- DIMENSION : 6.25" W x 6.25" H x 1.5" Ext
- BACK PLATE : 6.25" W x 1.5" H x 3.25" HCO
- CANOPY : 1.25" H
- HANGING WEIGHT : 1.76 lb

LAMPING

- INPUT VOLTAGE : 120V
- LUMENS : 800 Rated (650 Del.)
- BULB : 2 x 5W LED PCB Integrated , 10W Total
- BULB INCLUDED : (Integrated)
- DIMMABLE : Triac CL or ELV
- CRI : 90+ CRI
- COLOR_TEMP : 3000K
- LIGHTING_DIRECTION : Up/Down

FINISHES OPTION

-  Black
-  White

MATERIAL

Aluminum

RATINGS

- cETLus
- Wet Location
- JA8 Listed
- ADA



ADDITIONAL

- INSTALL UP/DOWN: Up
- RATED LIFE 50000 Hours
- OPERATING TEMPERATURE: -20°C (-4°F), 40°C (104°F)

PHOTOMETRIC: Report Found Online

Always consult a qualified electrician before installing any lighting product.



WESTERN DISTRIBUTION CENTER (HEADQUARTER)
 253 NORTH VINELAND AVE | CITY OF INDUSTRY, CA 91746
EASTERN DISTRIBUTION CENTER
 4200 SHIRLEY DR. | ATLANTA, GA 30336
 P. 626.956.4200 | F. 626.956.4225 | et2online.com