



#### PRODUCT DESCRIPTION

Clear ribbed glass encases a tube of opal white acrylic evenly illuminated by LED. The ends of the glass shade are fitted with knurled cylinder forms that suspend the sconces from their mounting plates. Dual mounted options are available for this series allowing it to be installed on single gang junction boxes. Available in Natural Aged Brass, Polished Chrome, or Matte Black finishes.




#### MEASUREMENTS

DIMENSION : 4.75" W x 25.5" H x 3" Ext  
 BACK PLATE : 2.5" W x 24.5" H x 13" HCO  
 HANGING WEIGHT : 7.49564 lb

#### LAMPING

INPUT VOLTAGE : 120-277V  
 LUMENS : 1,440 Rated (1,000 Del.)  
 BULB : 1 x 16W LED DC Integrated , 16W Total  
 BULB INCLUDED : (Integrated)  
 DIMMABLE : Universal 3-in-1  
 CRI : 90 CRI  
 COLOR\_TEMP : 3000K  
 LIGHTING\_DIRECTION : All

#### FINISHES OPTION

 Black (BK)  
 Natural Aged Brass (NAB)  
 Polished Chrome (PC)

#### GLASS

Clear Ribbed 144

#### MATERIAL

Steel, Alumimium, Glass

#### RATINGS

cETLus  
 Damp Location  
 ADA



#### ADDITIONAL

INSTALL UP/DOWN: Any  
 RATED LIFE 20000 Hours  
 OPERATING TEMPERATURE:  
 -20°C (-4°F), 40°C (104°F)

Always consult a qualified electrician before installing any lighting product.



Contemporary  
 Lighting™

WESTERN DISTRIBUTION CENTER (HEADQUARTER)  
 253 NORTH VINELAND AVE | CITY OF INDUSTRY, CA 91746

EASTERN DISTRIBUTION CENTER  
 101 GARDNER PARK | PEACHTREE CITY, GA 30269

P. 626.956.4200 | F. 626.956.4225 | maximlighting.com