



PRODUCT DESCRIPTION

Clear ribbed glass encases a tube of opal white acrylic evenly illuminated by LED. The ends of the glass shade are fitted with knurled cylinder forms that suspend the sconces from their mounting plates. Dual mounted options are available for this series allowing it to be installed on single gang junction boxes. Available in Natural Aged Brass, Polished Chrome, or Matte Black finishes.




MEASUREMENTS

DIMENSION : 4.75" W x 25.5" H x 3" Ext
 BACK PLATE : 2.5" W x 24.5" H x 13" HCO
 HANGING WEIGHT : 7.49564 lb

LAMPING

INPUT VOLTAGE : 120-277V
 LUMENS : 1,440 Rated (1,000 Del.)
 BULB : 1 x 16W LED DC Integrated , 16W Total
 BULB INCLUDED : (Integrated)
 DIMMABLE : Universal 3-in-1
 CRI : 90 CRI
 COLOR_TEMP : 3000K
 LIGHTING_DIRECTION : All

FINISHES OPTION

 Black (BK)
 Natural Aged Brass (NAB)
 Polished Chrome (PC)

GLASS

Clear Ribbed 144

MATERIAL

Steel, Alumimium, Glass

RATINGS

cETLus
 Damp Location
 ADA



ADDITIONAL

INSTALL UP/DOWN: Any
 RATED LIFE 20000 Hours
 OPERATING TEMPERATURE:
 -20°C (-4°F), 40°C (104°F)

Always consult a qualified electrician before installing any lighting product.



Contemporary
 Lighting™

WESTERN DISTRIBUTION CENTER (HEADQUARTER)
 253 NORTH VINELAND AVE | CITY OF INDUSTRY, CA 91746

EASTERN DISTRIBUTION CENTER
 101 GARDNER PARK | PEACHTREE CITY, GA 30269

P. 626.956.4200 | F. 626.956.4225 | maximlighting.com