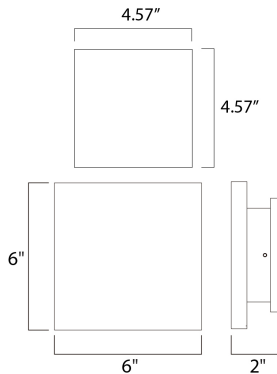


**PRODUCT DESCRIPTION**





**MEASUREMENTS**

DIMENSION : 6" W x 6" H x 2" Ext  
 BACK PLATE : 4.57" W x 4.57" H x 3" HCO  
 HANGING WEIGHT : 2.33 lb

**LAMPING**

INPUT VOLTAGE : 120V  
 LUMENS : 720 Rated (490 Del.)  
 BULB : 1 x 10W LED PCB Integrated , 10W Total  
 BULB INCLUDED : (Integrated)  
 DIMMABLE : ELV Or Triac CL  
 CRI : 80+ CRI  
 COLOR\_TEMP : 3000K  
 LIGHTING\_DIRECTION : Indirect

**FINISHES OPTION**

-  Black
-  Satin Aluminum
-  White

**MATERIAL**

Aluminum

**RATINGS**

cETLus  
 Wet Location  
 For Outdoor  
 ADA



**ADDITIONAL**

INSTALL UP/DOWN: Any  
 RATED LIFE 50000 Hours  
 OPERATING TEMPERATURE:  
 -20°C (-4°F), 40°C (104°F)

PHOTOMETRIC: Report Found Online

Always consult a qualified electrician before installing any lighting product.



**WESTERN DISTRIBUTION CENTER (HEADQUARTER)**  
 253 NORTH VINELAND AVE | CITY OF INDUSTRY, CA 91746  
**EASTERN DISTRIBUTION CENTER**  
 4200 SHIRLEY DR. | ATLANTA, GA 30336  
 P. 626.956.4200 | F. 626.956.4225 | et2online.com