



Project:	Type:
Prepared By:	Date:

## Technical Specifications

### Performance

#### Product Type:

Exit Combo Chicago Approved

#### Description:

Chicago-approved exit sign combo with 90-minute emergency battery backup unit.

#### Input Power:

12W @120V; 13W @277V

#### Lumens:

349lm

#### Lumens (per fixture):

698lm

### Electrical

#### Power Factor:

0.9

#### Input Voltage:

Dual 120/277 Voltage

#### Operating Frequency:

60Hz

#### Input Current @ 120V (mA):

120mA

#### Input Current @ 277V (mA):

60mA

#### Dual Voltage Circuit Operation:

No

#### Operating Temperature:

68°F to 122°F (20°C to 50°C)

#### Emergency Illumination:

120 minutes

#### Battery Backup:

Yes

#### Battery Type:

Nickel Cadmium

#### Battery Voltage:

6V

#### Recharge Time Required:

24-hours

#### Battery Operating Temperature:

68°C to 122°C (20°F to 50°F)

#### Storage Temperature:

68°F to 86°F (20°C to 30°C)

#### Storage Shelf Life:

3 years before the initial charge. 5 years after initial charge.

#### Self Diagnostics:

No, manual test only

#### Remote Test Switch:

No

### Installation

#### Mounting Method:

Back/Top/End

#### Mounting Type:

Wall/Ceiling Mount

#### Maximum Mounting Height (ft.):

20.5 ft

#### Spacing Criteria for Emergency Egress :

46 ft on center assuming 7.5 ft mounting height with egress path 3 ft out

#### Cold Weather Rated:

No

### Construction

#### Shape:

Rectangle

## Technical Specifications (continued)

**Housing Material:**

Sheet Metal

**Certification Model Number:**

CALEDXTEU1RW-DA

**Housing Color:**

White

**T20 Compliant:**

Not compliant

**Panel Material:**

Glass

**California Title 24 JA8 Compliant:**

Not applicable

**Panel Color:**

White

**California Energy Commission (CEC) Status:**

Lawful for Sales in California

**Letter Color:**

Red

**City Compliance:**

Chicago Approved

**Number of Faces:**

Single Face

**FCC:**

Complies with Part 15 of the FCC Rules

**Arrow Direction:**

Double Arrow

**Other**

**Warranty:**

RAB warrants that our LED products will be free from defects in materials and workmanship for a period of five (5) years from the date of delivery to the end user, including coverage of light output, color stability, driver performance and fixture finish. RAB's warranty is subject to all terms and conditions found at [rablighting.com/warranty](http://rablighting.com/warranty).

**Sign Format:**

Panel

**Remote Capacity:**

No

**No. of Heads:**

2-Lamp Heads

**Head Shape:**

Round

**Remote Head Power (W):**

5W

**Remote Head Lumens (lm):**

349lm

**Remote head Lumens (per fixture):**

698lm

**Remote Heads Replaceable:**

Yes

**Compliance**

**Listings:**

UL924 Listed

**Environment:**

Suitable for indoor use in dry and damp environments

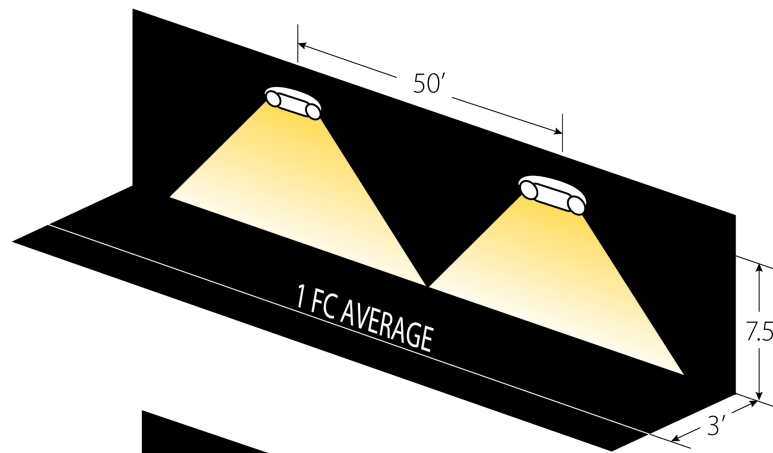
**IP Rating:**

Indoor

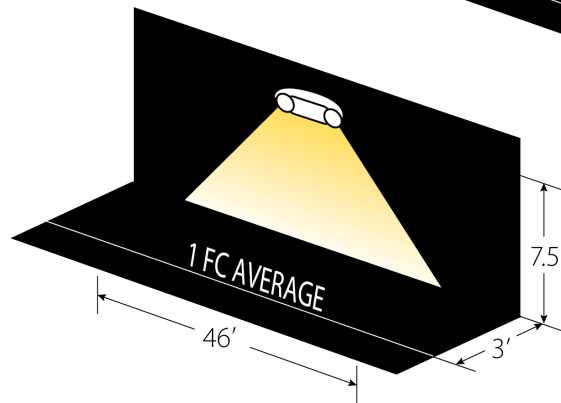
## Maximum Spacing Guidelines

Mounting Height	Path of Egress, 3' Out		Path of Egress, 6' Out		Application Notes
	Single Luminaire	Multiple Luminaires	Single Luminaire	Multiple Luminaires	
7.5'	46'	50'	49'	54'	Room Size: 100' L x 8' W x 9' H <i>Direct calculation method used. Reflectances excluded.</i>
	Tilt: 50°	Tilt: 55°	Tilt: 60°	Tilt: 60°	
	Orient: 50°	Orient: 80°	Orient: 50°	Orient: 60°	

Note: Meets NFPA 101 illumination requirements of 1 FC average, 0.1 FC minimum, and 40:1 max:min.

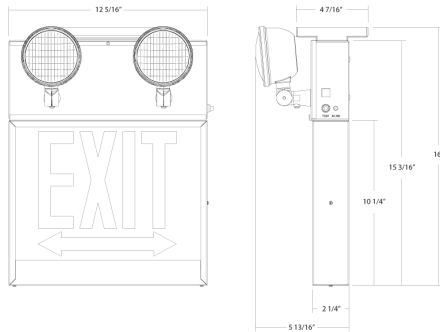


Example of multiple luminaires lighting a 3' path of egress.



Example of a single luminaire lighting a 3' path of egress.

## Dimensions



## Features

- Exit & Emergency (Indoor)
- Single-face panel with red letters
- Durable sheet metal housing
- 90 minutes of battery backup

## Ordering Matrix

Family	Face	Heads	Exit Sign Letter Color	Arrows	Panel	Remote Capable	City
ECOMBO	1			DA			CH
	1 = 1 Face Blank = Universal Faces	Blank = 2 Heads	Blank = Red	Blank = No Arrow LRA = Left Right Arrow RA = Right Arrow LA = Left Arrow DA = Double Arrow	Blank = White Panel	R = Remote Capable Blank = No Remote Capable	CH = Chicago