



Project:	Type:
Prepared By:	Date:

Technical Specifications

Performance

Product Type:

Exit Combo Chicago Approved

Description:

Chicago-approved exit sign combo with 90-minute emergency battery backup unit.

Input Power:

12W @120V; 13W @277V

Lumens:

349lm

Lumens (per fixture):

698lm

Electrical

Power Factor:

0.9

Input Voltage:

Dual 120/277 Voltage

Operating Frequency:

60Hz

Input Current @ 120V (mA):

120mA

Input Current @ 277V (mA):

60mA

Maximum Output Current (Amps):

1.67A

Maximum Output Wattage:

10W

Dual Voltage Circuit Operation:

No

Operating Temperature:

68°F to 122°F (20°C to 50°C)

Emergency Illumination:

120 minutes

Battery Backup:

Yes

Battery Type:

Nickel Cadmium

Battery Voltage:

6V

Recharge Time Required:

24-hours

Battery Operating Temperature:

68°C to 122°C (20°F to 50°F)

Storage Temperature:

68°F to 86°F (20°C to 30°C)

Storage Shelf Life:

3 years before the initial charge. 5 years after initial charge.

Self Diagnostics:

No, manual test only

Remote Test Switch:

No

Installation

Mounting Method:

Back/Top/End

Mounting Type:

Wall/Ceiling Mount

Maximum Mounting Height (ft.):

20.5 ft

Spacing Criteria for Emergency Egress :

46 ft on center assuming 7.5 ft mounting height with egress path 3 ft out

Technical Specifications (continued)

Cold Weather Rated:

No

Environment:

Suitable for indoor use in dry and damp environments

Construction

Shape:

Rectangle

IP Rating:

Indoor

Housing Material:

Sheet Metal

Certification Model Number:

CALEDCXTEU2RWRC-DA

Housing Color:

White

T20 Compliant:

Not compliant

Panel Material:

Glass

California Title 24 JA8 Compliant:

Not applicable

Panel Color:

White

California Energy Commission (CEC) Status:

Lawful for Sales in California

Letter Color:

Red

City Compliance:

Chicago Approved

Number of Faces:

Universal Single/Double Face

FCC:

Complies with Part 15 of the FCC Rules

Arrow Direction:

Double Arrow

Other

Warranty:

RAB warrants that our LED products will be free from defects in materials and workmanship for a period of five (5) years from the date of delivery to the end user, including coverage of light output, color stability, driver performance and fixture finish. RAB's warranty is subject to all terms and conditions found at rablighting.com/warranty.

Sign Format:

Panel

Remote Capacity:

No

No. of Heads:

2-Lamp Heads

Head Shape:

Round

Remote Head Power (W):

5W

Remote Head Lumens (lm):

349lm

Remote head Lumens (per fixture):

698lm

Remote Heads Replaceable:

Yes

Compliance

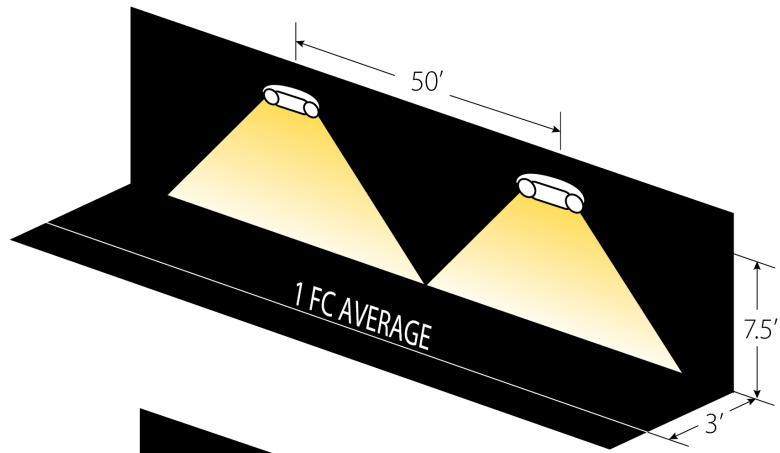
Listings:

UL924 Listed

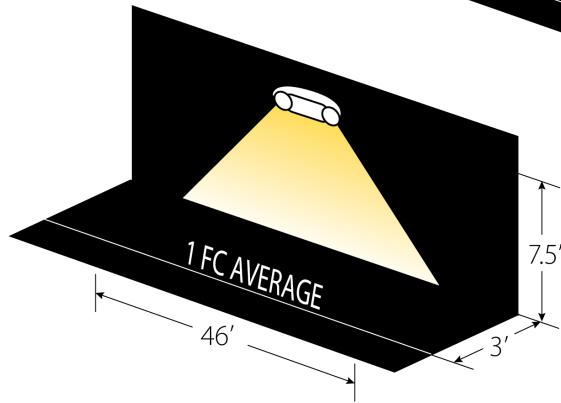
Maximum Spacing Guidelines

Mounting Height	Path of Egress, 3' Out		Path of Egress, 6' Out		Application Notes
	Single Luminaire	Multiple Luminaires	Single Luminaire	Multiple Luminaires	
7.5'	46'	50'	49'	54'	Room Size: 100' L x 8' W x 9' H <i>Direct calculation method used. Reflectances excluded.</i>
	Tilt: 50°	Tilt: 55°	Tilt: 60°	Tilt: 60°	
	Orient: 50°	Orient: 80°	Orient: 50°	Orient: 60°	

Note: Meets NFPA 101 illumination requirements of 1 FC average, 0.1 FC minimum, and 40:1 max:min.

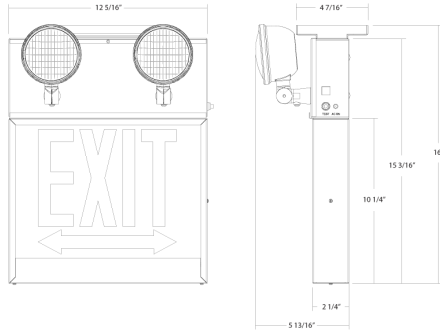


Example of multiple luminaires lighting a 3' path of egress.



Example of a single luminaire lighting a 3' path of egress.

Dimensions



Features

- Exit & Emergency (Indoor)
- Universal faces with red letters
- Durable sheet metal housing
- 90 minutes of battery backup

Ordering Matrix

Family	Face	Heads	Exit Sign Letter Color	Arrows	Panel	Remote Capable	City
ECOMBO				DA			CH
	Blank = Universal Faces 1 = 1 Face	Blank = 2 Heads	Blank = Red	Blank = No Arrow DA = Double Arrow LA = Left Arrow RA = Right Arrow LRA = Left Right Arrow	Blank = White Panel	Blank = No Remote Capable R = Remote Capable	CH = Chicago