

| | |
|--------------|-------|
| Project: | Type: |
| Prepared By: | Date: |

Technical Specifications

Performance

Product Type:

Exit Combo

Description:

Ultra-economy exit sign combo with 90-minute emergency battery backup unit.

Input Power:

1.6W @120V; 1.6W @277V

Lumens:

110lm

Lumens (per fixture):

220lm

Electrical

Power Factor:

0.11@120V; 0.05@277V

Input Voltage:

Dual 120/277 Voltage

Operating Frequency:

60Hz

Input Current @ 120V (mA):

120mA

Input Current @ 277V (mA):

110mA

Maximum Output Current (Amps):

0.14A

Maximum Output Wattage:

0.5W

Dual Voltage Circuit Operation:

No

Operating Temperature:

32°F to 104°F (0°C to 40°C)

Emergency Illumination:

90 minutes

Battery Backup:

Yes

Battery Type:

Nickel Cadmium

Battery Voltage:

3.6V

Recharge Time Required:

24-hours

Battery Operating Temperature:

32°C to 122°C (0°F to 50°F)

Storage Temperature:

68°F to 86°F (20°C to 30°C)

Storage Shelf Life:

3 years before the initial charge. 5 years after initial charge.

Self Diagnostics:

No, manual test only

Remote Test Switch:

No

Installation

Mounting Method:

Back/Top

Mounting Type:

Wall/Ceiling Mount

Maximum Mounting Height (ft.):

10 ft

Spacing Criteria for Emergency Egress :

20 ft on center assuming 7.5 ft mounting height with egress path 3 ft out

Technical Specifications (continued)

Cold Weather Rated:

No

Construction

Shape:

Rectangle

Housing Material:

Thermoplastic

Housing Color:

White

Panel Material:

Thermoplastic

Panel Color:

White

Letter Color:

Red/Green

Number of Faces:

Universal Single/Double Face

Arrow Direction:

Field installable chevrons included

Sign Format:

Stencil

Remote Capacity:

Yes

No. of Heads:

2-Lamp Heads

Head Shape:

Round

Remote Head Power (W):

0.5W

Remote Head Lumens (lm):

110lm

Remote head Lumens (per fixture):

220lm

Remote Heads Replaceable:

No

Remote Power (W) Capacity:

0.5W

Compliance

Listings:

UL924 Listed

Environment:

Suitable for indoor use in dry and damp environments

IP Rating:

Indoor

Certification Model Number:

CEU3RGW-HL

T20 Compliant:

Can be used to conform with the requirements of California Title 20

California Title 24 JA8 Compliant:

Not applicable

California Energy Commission (CEC) Status:

Lawful for Sales in California

FCC:

Complies with Part 15 of the FCC Rules

Other

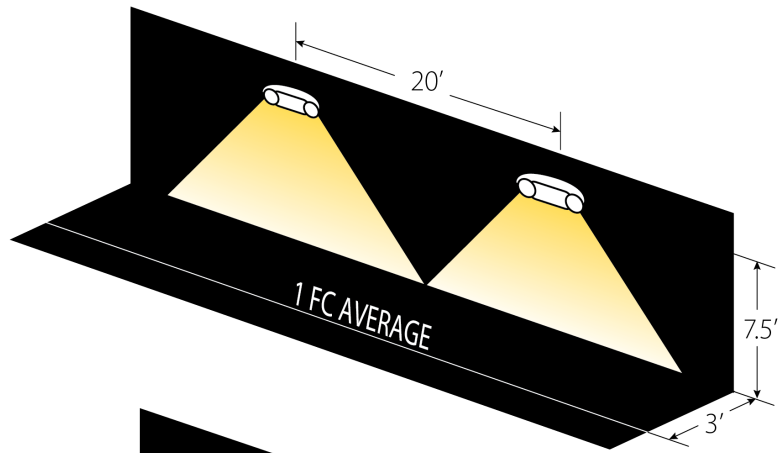
5 Yr Limited Warranty:

The RAB 5-year, limited warranty covers light output, driver performance, paint finish and labor. RAB's warranty is subject to all terms and conditions found at rablighting.com/warranty. Battery is prorated.

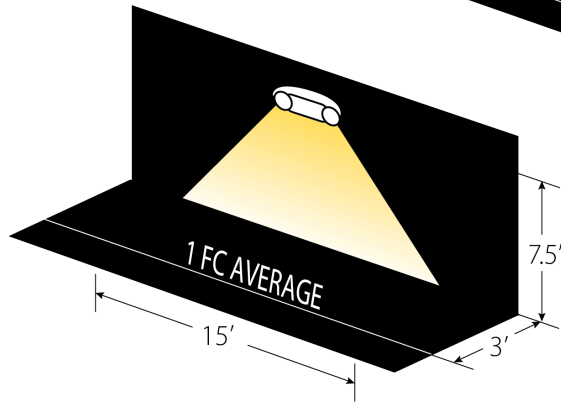
Maximum Spacing Guidelines

| Mounting Height | Path of Egress, 3' Out | | Path of Egress, 6' Out | | Application Notes |
|-----------------|------------------------|---------------------|------------------------|---------------------|--|
| | Single Luminaire | Multiple Luminaires | Single Luminaire | Multiple Luminaires | |
| 7.5' | 15' | 20' | 19' | 19' | Room Size: 50' L x 8' W x 9' H <i>Direct calculation method used. Reflectances excluded.</i> |
| | Tilt: 30° | Tilt: 30° | Tilt: 40° | Tilt: 40° | |
| | Orient: 40° | Orient: 40° | Orient: 30° | Orient: 30° | |

Note: Meets NFPA 101 illumination requirements of 1 FC average, 0.1 FC minimum, and 40:1 max:min.

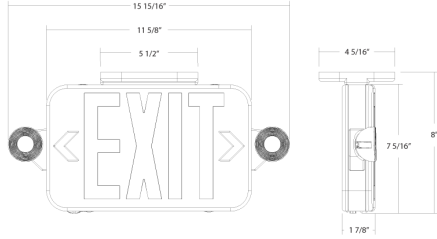


Example of multiple luminaires lighting a 3' path of egress.



Example of a single luminaire lighting a 3' path of egress.

Dimensions



Features

- Universal faces with red/green letters
- Durable thermoplastic design
- 90 minutes of battery backup
- Compliant with California Title 20

Ordering Matrix

| Family | Face | Heads | Exit Sign Letter Color | High Lumen | Remote Capable |
|----------|-------------------------|-----------------|---|---|---|
| ECOMBO34 | | | RG | H | R |
| | Blank = Universal Faces | Blank = 2 Heads | Blank = Red G = Green RG = Red/Green Selectable | Blank = No High Lumen H = High Lumen | Blank = No Remote Capable R = Remote Capable |