

Project:	Type:
Prepared By:	Date:

Technical Specifications

Performance

Product Type:

Exit Combo

Description:

Exit sign combo with 90-minute emergency battery backup unit.

Input Power:

3.7W @120V; 3.8W @277V

Lumens:

45lm

Lumens (per fixture):

90lm

Electrical

Power Factor:

0.9

Input Voltage:

Dual 120/277 Voltage

Operating Frequency:

60Hz

Input Current @ 120V (mA):

40mA

Input Current @ 277V (mA):

20mA

Dual Voltage Circuit Operation:

No

Operating Temperature:

32°F to 104°F (0°C to 40°C)

Emergency Illumination:

90 minutes

Battery Backup:

Yes

Battery Type:

Nickel Cadmium

Battery Voltage:

9.6V

Recharge Time Required:

24-hours

Battery Operating Temperature:

32°C to 104°C (0°F to 40°F)

Storage Temperature:

68°F to 86°F (20°C to 30°C)

Storage Shelf Life:

3 years before the initial charge. 5 years after initial charge.

Self Diagnostics:

No, manual test only

Remote Test Switch:

No

Installation

Mounting Method:

Back/Top

Mounting Type:

Wall/Ceiling Mount

Maximum Mounting Height (ft.):

8.5 ft

Spacing Criteria for Emergency Egress :

13 ft on center assuming 7.5 ft mounting height with egress path 3 ft out

Cold Weather Rated:

No

Construction

Shape:

Rectangle

Technical Specifications (continued)

Housing Material:

Thermoplastic

Housing Color:

White

Panel Material:

Thermoplastic

Panel Color:

White

Letter Color:

Red

Number of Faces:

Universal Single/Double Face

Arrow Direction:

Field installable chevrons included

Sign Format:

Stencil

Remote Capacity:

No

No. of Heads:

2-Lamp Heads

Head Shape:

Square

Remote Head Power (W):

1W

Remote Head Lumens (lm):

45lm

Remote head Lumens (per fixture):

90lm

Remote Heads Replaceable:

No

Compliance

Listings:

UL924 Listed

Environment:

Suitable for indoor use in dry and damp environments

IP Rating:

Indoor

Certification Model Number:

LEDCXTEU2RW

T20 Compliant:

Can be used to conform with the requirements of California Title 20

California Title 24 JA8 Compliant:

Not applicable

California Energy Commission (CEC) Status:

Lawful for Sales in California

FCC:

Complies with Part 15 of the FCC Rules

Other

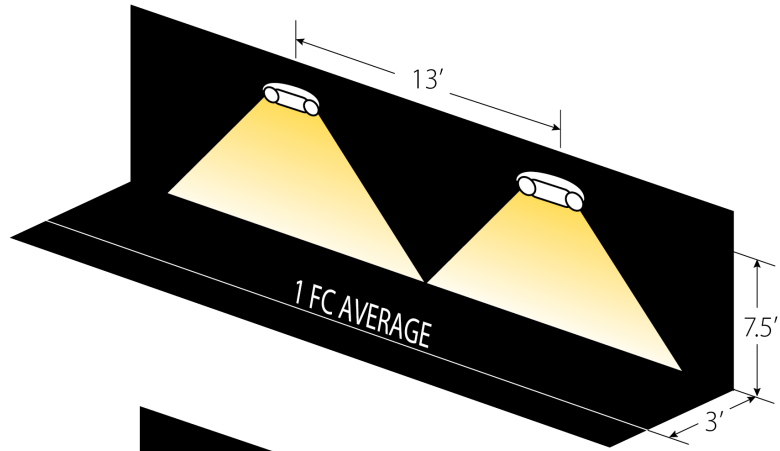
Warranty:

RAB warrants that our LED products will be free from defects in materials and workmanship for a period of five (5) years from the date of delivery to the end user, including coverage of light output, color stability, driver performance and fixture finish. RAB's warranty is subject to all terms and conditions found at rablighting.com/warranty.

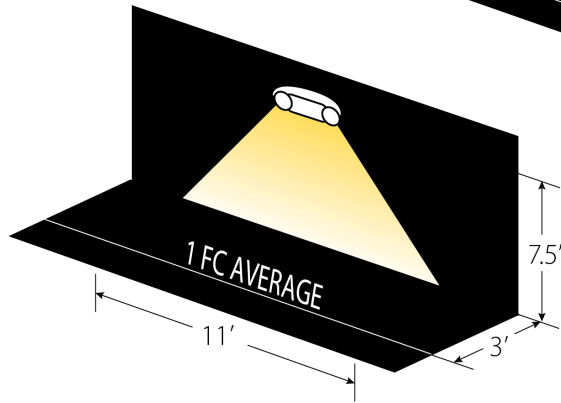
Maximum Spacing Guidelines

Mounting Height	Path of Egress, 3' Out		Path of Egress, 6' Out		Application Notes
	Single Luminaire	Multiple Luminaires	Single Luminaire	Multiple Luminaires	
7.5'	11'	13'	7'	9'	Room Size: 50' L x 8' W x 9' H Direct calculation method used. Reflectances excluded.
	Tilt: 20°	Tilt: 20°	Tilt: 40°	Tilt: 40°	
	Orient: 30°	Orient: 30°	Orient: 0°	Orient: 0°	

Note: Meets NFPA 101 illumination requirements of 1 FC average, 0.1 FC minimum, and 40:1 max:min.

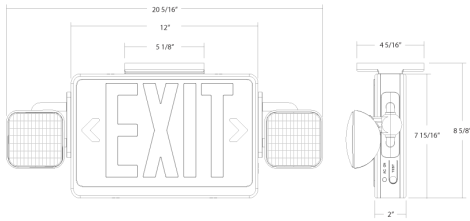


Example of multiple luminaires lighting a 3' path of egress.



Example of a single luminaire lighting a 3' path of egress.

Dimensions



Features

- Exit & Emergency (Indoor)
- Universal faces with color letters
- Durable thermoplastic design

Ordering Matrix

Family	Face	Heads	Exit Sign Letter Color	High Lumen	Arrows	Remote Capable	Panel
ECOMBO	Blank = Universal Faces 1 = 1 Face	Blank = 2 Heads	G = Green Blank = Red	H = High Lumen Blank = No High Lumen	LRA = Left Right Arrow RA = Right Arrow Blank = No Arrow DA = Double Arrow LA = Left Arrow	Blank = No Remote Capable R = Remote Capable	Blank = White Panel