

6" Shallow New Construction IC Airtight Housing



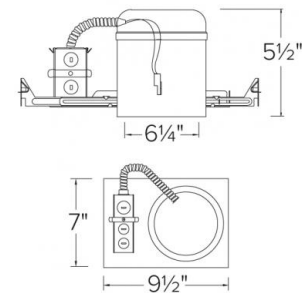
Features

- IC Airtight for direct contact with insulation.
- Transformer (EL770ICA-7 only): 277V to 120V step-down transformer.
- Meets Title 24 requirements. ENERGY STAR® Certified.
- Trims and inserts sold separately.

Specifications

Wattage	24W MAXW
Voltage	120V
Lamp Type	LED
Damp Location	Listed

Dimensions



Technical Details

Construction:

- Shallow Single wall IC rated for direct contact with insulation, for use in IC or non-IC conditions.
- Housing adjusts in frame to accommodate up to 1 1/4" ceiling thickness.
- Airtight housing with gasket to restrict airflow in accordance with ASTM E-283 air-tight requirements.
- Steel housing for greater heat dissipation. Stamped galvanized steel frame.

Installation: Designed for ceiling plenums where 2x6 joists or taller joists are used. High strength hanger bars can easily be nailed to joists. Maximum hole cutout is 6 1/4". Suitable for T-grid and drop ceiling applications. See installation sheet for detailed information.

Junction Box: Positioned to accommodate straight conduit runs. Seven 1/2" trade size conduit knockouts, four 3/4" knockouts. Pry-out knockout slots. 4 Romex pryouts with strain relief.

Hanger Bars: Pre-installed hanger bars with TrueNail facilitate easy installation in regular lumber, engineered lumber, and laminated beams. Integral T-bar slots for easy installation in T-bars. Spans up to 24" and can be repositioned 90°. Score lines allow for tool-free hanger bar size reduction. Integral leveling flange allows for single-person installation while aligning the housings with the joists.

Electrical:

- Input Voltage: 120V AC.
- Inherently protected.

Trims: Compatible with ELCO 6" LED Inserts.

Dimmability: Dimmability based on lamp.

Lamp: Designed for use with ELCO 6" LED inserts, LED modules, or PSA37 with 6" MR16 trims.

Listings:

- cUL Listed for Damp Location/Wet Location with select trims.
- cUL Listed for Feed Through.
- cUL Listed for Direct Contact with Insulation and Combustible Material.
- Airtight per ASTM E-283.
- Install a JA8-2016-E lamp for Title 24 Compliance.

Warranty: ELCO Lighting warrants products will be free from defects in materials and workmanship for a period of 5 years.

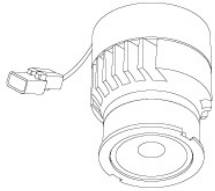
Product Number

Item	Lamp type	Watts	Voltage
EL760ICA	LED	24W MAX	120V

Compatible Products

For use with Dedicated 6" IC LED Housings

Koto™ LED Module



Koto™ LED Module
ELK07, ELK09, & ELK11

PRODUCT NUMBER BUILDER

Koto™ LED Module	Lumens	Color Temperature	Beam Angle
ELK			
07	750 lm	27 2700K	(blank) 38° lens (Standard)
09	950 lm	30 3000K	-S 18° lens
11	1150 lm	35 3500K	-N 25° lens
		40 4000K	-W 60° lens
		SD Sunset Dimming (For ELK09 & ELK11)	-FC 18° - 50° Adjustable (ELK07 Only)

ACCESSORIES



Lens

- EP731C** 18° Lens
 - EP732C** 25° Lens
 - EP733C** 38° Lens
 - EP734C** 60° Lens
- *EP732C, EP733C, EP734C Included



Snoot

- L50W** White
- L50B** Black



Secondary Optics

- L45** Hex Louver
- L46** Linear Lens
- L47** Spread Louver
- L49** Frosted Lens
- L51** Color Shifter

Koto™ LED Module with 5-CCT Switch

Product Number

- ELK08CT5** 825 lm
- ELK10CT5** 1000 lm

6" Twist-On Trims



Pex™ Reflector

ELK6418

Finishes:
(W, BB, BZ, H)



Flexa™ Adjustable Reflector

ELK629

Finishes:
(WW, BB, BZBZ, BW, CW, HW)



Flexa™ Adjustable Baffle

ELK693

Finishes:
(WW, BB, BZBZ, BW)



Unique™ Wall Wash

ELK6715

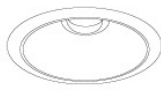
Finishes:
(W, BZ)



Adjustable Slot Aperture

ELK6420

Finishes:
(W)



Flexa™ Reflector

ELK610

Finishes:
(WW, BB, BZBZ, BW, CC, CW, CN, HW)



Unique™ Reflector

ELK6710

Finishes:
(W, B, BZ)



Unique™ Baffle

ELK6713

Finishes:
(W, BZ)

*Finishes: **W** - All White, **WW** - All White, **B** - Black, **BB** - All Black, **BZ** - All Bronze, **CC** - All Chrome, **BZBZ** - All Bronze, **BW** - Black Reflector w/White Ring, **CW** - Chrome Reflector w/White Ring, **CN** - Chrome Reflector w/Nickel Ring, **HW** - Haze Reflector w/White Ring

Compatible Products

For use with Dedicated 6" IC LED Housings

6" LED Light Engines



Round Builder Reflector Insert

CAT NO.	SPECIFICATIONS
EL65527W	10W, 800 lm, 2700K
EL655CT5W	10W, 700 lm, 2700K - 5000K



Round Reflector

CAT NO.	SPECIFICATIONS
EL61527W, BZ	10W, 800 lm, 2700K
EL61530W	10W, 850 lm, 3000K
EL61535W	10W, 900 lm, 3500K
EL61540W	10W, 900 lm, 4000K
EL61550W	10W, 950 lm, 5000K
EL615CT5W, BB, BZ	12W, 850 lm - 880 lm, 2700K - 5000K



Round Reflector

CAT NO.	SPECIFICATIONS
EL61740W	14W, 1100 lm, 4000K
EL617CT5W	17W, 1100 lm, 2700K - 5000K



Round Reflector

CAT NO.	SPECIFICATIONS
EL62727W	20W, 1400 lm, 2700K
EL627CT5W	20W, 1400 lm, 2700K - 5000K



Round Deep Reflector

CAT NO.	SPECIFICATIONS
EL62527W, C, H	14W, 1000 lm, 2700K
EL62530C, H	14W, 1000 lm, 3000K
EL62535C, H	14W, 1100 lm, 3500K
EL62540C, H	14W, 1200 lm, 4000K
EL625CT5W, H	15W, 1000 lm, 2700K - 5000K



DIMS TO WARM SCENE DIMMING TECHNOLOGY **Round Reflector**

CAT NO.	SPECIFICATIONS
EL615SDW, BZ	10W, 750 lm, Sunset



Round Baffle

CAT NO.	SPECIFICATIONS
EL61027W	9W, 800 lm, 2700K
EL61030W	9W, 850 lm, 3000K
EL61040W	9W, 900 lm, 4000K
EL610CT5W, BB	12W, 880 lm, 2700K - 5000K



Round Baffle

CAT NO.	SPECIFICATIONS
EL61140W	14W, 1200 lm, 4000K
EL611CT5W	14W, 1200 lm, 2700K - 5000K



Round Baffle

CAT NO.	SPECIFICATIONS
EL612CT5W	20W, 1400 lm, 2700K - 5000K

*Finishes: **W** - All White, **BB** - All Black, **BZ** - All Bronze, **C** - Chrome w/White Ring, **H** - Haze w/White Ring

Compatible Products

For use with Dedicated 6" IC LED Housings

6" LED Light Engines



Round Adjustable Gimbal

CAT NO.	SPECIFICATIONS
EL61327W, B	17W, 1100 lm, 2700K
EL61330W, B	17W, 1100 lm, 3000K



Round Gimbal

CAT NO.	SPECIFICATIONS
EL616CT3W	13W, 950 lm, 2700K-3500K
EL616CT5W, B, BZ	13W, 1000 lm, 2700K - 5000K



Round Deep Baffle

CAT NO.	SPECIFICATIONS
EL62127W	14W, 1000 lm, 2700K
EL621CT5W	15W, 1000 lm, 2700K - 5000K



Square Reflector

CAT NO.	SPECIFICATIONS
EL662CT5W	16W, 1300 lm, 2700K - 5000K



Square Baffle

CAT NO.	SPECIFICATIONS
EL661CT5W	16W, 1300 lm, 2700K - 5000K



Round Pull Down Adjustable

CAT NO.	SPECIFICATIONS
EL69727W, B, BZ,	12.6W, 800 lm, 2700K
EL69730W, B, BZ,	12.6W, 840 lm, 3000K



Round Pull Down Adjustable (2nd Generation)

CAT NO.	SPECIFICATIONS
EL69727W2, BZ2	11W, 950 lm, 2700K
EL69730W2, BZ2	11W, 950 lm, 3000K



Round Adjustable Reflector PAR30 Gimbal

CAT NO.	SPECIFICATIONS
EL377CT5W, B, C	15W, 1050 lm, 2700K - 5000K



Round Adjustable Baffle PAR30 Gimbal

CAT NO.	SPECIFICATIONS
EL376CT5W, B, BZ	15W, 1050 lm, 2700K - 5000K



Round Adjustable Reflector PAR38 Gimbal

CAT NO.	SPECIFICATIONS
EL477CT5W, B, C	18W, 1200 lm, 2700K - 5000K



Round Adjustable Baffle PAR38 Gimbal

CAT NO.	SPECIFICATIONS
EL476CT5W, B, BZ	18W, 1200 lm, 2700K - 5000K



6" Round Reflector Insert with 5-CCT Switch & 3-Lumen Switch

CAT NO.	SPECIFICATIONS
EL637CT5W, BB	14W, 18W, 24W, 1000 - 1500 - 2000 lm, 2700K - 5000K

*Finishes: **W** - All White, **B** - Black, **B** - Black w/White Ring **BZ** - All Bronze, **C** - Chrome w/White Ring

Compatible Products

For use with Dedicated 6" IC LED Housings



6" Cedar™ LED Light Engines



Round Reflector

E610R

Finishes:

(W, B, BZ, C, G, H)



Round Drop Glass

E612R

Finishes:

(W, B, BZ, C, G, H)



Round Baffle

E614R

Finishes:

(W, B, BZ)



Round Adjustable Baffle

E616R

Finishes:

(W, B, BZ)



Round Adjustable Reflector

E617R

Finishes:

(W, B, BZ, C, H)

PRODUCT NUMBER BUILDER

6" LED Module & Driver	Style	Lumens	Color Temperature	Finish
E6				
10R	Round Reflector	08 850 lm (10.5W)	27 2700K	W All White
12R	Round Drop Glass	12 1250 lm (15.7W)	30 3000K	B Black w/White Ring
14R	Round Baffle		35 3500K	BZ All Bronze
16R	Round Adjustable Baffle		40 4000K	C Chrome w/White Ring
17R	Round Adjustable Reflector		50 5000K	G Gold w/White Ring
			SD Sunset Dimming	H Haze w/White Ring

Compatible Products



For use with Dedicated 6" IC LED Housings

6" Ply™ 120/277V LED Inserts



Round Insert with 5-CCT and 3-Lumen Switch

EL685CT5D

Finishes:
(W, BB, CW, HW)



Round Insert

EL695

Finishes:
(DCW)

*Finishes: **W** - All White, **BB** - All Black, **H** - All Haze, **HW** - Haze w/White Ring

*Must be used with PLY™ Housings for 0-10V dimmability (EL770ICDXA, EL770RICDXA, EL76FICDXA, EL760ICDXA, EL760RICDXA).
With non-ply housing this is non-dimmable, 120-277V input only.

6" Ply™ 120/277V Adjustable LED Inserts



Round Adjustable Pull Down

EL697

Finishes:
(DXW, DXB, DXBZ)

ACCESSORIES



Interchangeable Lens
(For EL697 Series only)

EP710C 20° Beam
EP712C 60° Beam

PRODUCT NUMBER BUILDER

6" 120/277V Adjustable LED Inserts	Style	Color Temperature	Finish
EL6	97 Round Adjustable	27D 2700K (850 lm) 30D 3000K (900 lm)	DXW All White DXB All Black DXBZ All Bronze

*Must be used with PLY™ Housings for 0-10V dimmability (EL770ICDXA, EL770RICDXA, EL76FICDXA, EL760ICDXA, EL760RICDXA).
With non-ply housing this is non-dimmable, 120-277V input only.

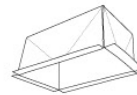
6" Accessories



Emergency Battery Backup



Fire Cover



Fire Enclosure



Mica Fire Tape

CAT. NO.	SPECIFICATIONS	CAT. NO.	SPECIFICATIONS	CAT. NO.	SPECIFICATIONS	CAT. NO.	SPECIFICATIONS
KEM-LD5	8W, 120/277V	FIRECVR	9 3/4" H x 17" O.D.	FIREENCL	20 3/8" L x 14 3/8" W	FIRETAPE	3/4" W x 16' L
				FIREENCL-S	Shallow, 16" L x 14 3/8" W		