

Koto Focus™ LED Module

Koto™ Adjustable Beam 18° - 50° Angles. Works with 2", 3", 4" & 6" Recessed Housings and Koto™ Trims



Features

- Integrated 120V Dimmable Driver Triac/ELV
- Excellent color rendering 95+ CRI
- Works in 2", 3", 4" & 6" ELCO housings with Koto™ twist-on trims
- Adjustable Focus: 18° to 50° with a simple twist of the lens
- Covered by U.S. PATENTS and Patents Pending

Specifications

Wattage	10.5W
Lumens	770 lm
Voltage	120V
Color Temp.	2700K
Dimmable	Triac/ELV
Lamp Type	LED
Beam Angle	Adjustable Beam 18° - 50°
CRI	95+
Wet Location	cUL Listed w/Wet Location Trim
Damp Location	cUL Listed

Options



White Snoot



Black Snoot



Technical Details

Optics: Frosted polycarbonate module lens diffuses light evenly throughout while reducing glare with LED technology.

Construction: Integrated driver and light engine with quick connect. Diecast aluminum body with heat fins allows for efficient cooling.

Installation: Twist-on design for toolless trim installation, for use with Koto™ trims only. Adjustable Focus: 18° to 50° with a simple twist of the lens. Can be used in 2", 3", 4", and 6" housings with quick connect base.

Electrical: Module connects to 120 power supply. High-efficiency driver with a power factor >0.9. Start time of less than 0.75 seconds.

Delivered Lumens:

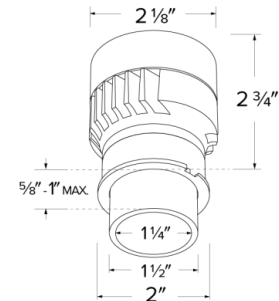
ELK0727 770 lm/2700K **ELK0730** 800 lm/3000K **ELK0735** 830 lm/3500K **ELK0740** 860 lm/4000K

LED Technology: Extremely accurate Color Rendering Index of 95+. Lumen Maintenance of 50,000 hours L70 Life based on LM80 standardized test results. Superior Thermal Management by utilizing integrated heat sink. Instant On to Full Brightness technology. No LED pixelation.

Sunset: Sunset color temperature is our dim-to-warm LED technology that allows the color temperature to become warmer as the product is dimmed. Our SUNSET items start at 3000K and go as low as 1800K when dimmed. For Sunset dim technology be sure to order an item with "Sunset" in the Color Temperature (CCT) attribute.

Dimmability: Works with 120V Triac and ELV type dimmers. Dims down to 5%. For a full list of dimmers, refer

Dimensions



Product Number

Item	Description	Lamp type	Lumens	CCT	Watts	Voltage	Dimming	Beam Angle
ELK0727-FC	Koto Focus™ LED Module. Includes white and black snoot.	LED	770 lm	2700K	10.5W	120V	Triac/ELV	Adjustable Beam 18° - 50°

to the Dimmer Compatibility List. Industry-leading dimming that dims smoothly with no hot spots or flickering.

Listings: cUL Listed for Damp Locations. cUL Listed for Wet Location with Wet location trims. RoHS Compliant. Meets California Title 24 JA8-2016-E standards.

Warranty: ELCO Products are built to last with a 5-year Limited Warranty.

Product Number Builder Example: ELK0727-FC

Koto™ Focus LED Module	Lumens	Color Temp.	Beam Angle
<input type="text" value="ELK"/>	<input type="text" value="07 770 lm - 860 lm (10.5W)"/>	<input type="text" value="27 2700K"/> <input type="text" value="30 3000K"/> <input type="text" value="35 3500K"/> <input type="text" value="40 4000K"/> <input type="text" value="SD Sunset <sup>1</sup>"/>	<input type="text" value="-FC 18° - 50°"/>

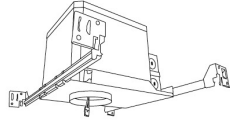
¹ Sunset, Dim to Warm technology, automatically transitions from 3000K to 1800K when dimmed

Compatible Products



For use with **Koto™ LED Module**

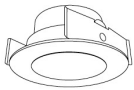
2" Koto™ Dedicated LED ICA Housings



2" ICA Maximum Adjustability Housing
New Construction

CAT NO.	SPECIFICATIONS
EL276ICA	Maximum Adjustability

2" Pex™ Twist-On Trims



Round Deep Reflector

ELK2818
Finishes:
(W, B, H, BB, BZ)



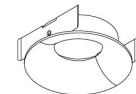
Round Adjustable Reflector

ELK2829
Finishes:
(W, B, H, BB, BZ)



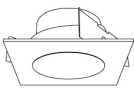
Round Adjustable Pinhole

ELK2827
Finishes:
(W, B, BB, BZ)



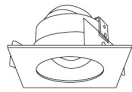
Round Curved Reflector

ELK2872
Finishes:
(W, B*)



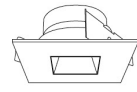
Square Deep Reflector

ELK2518
Finishes:
(W, B, BB)



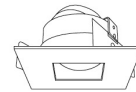
Square Adjustable Reflector

ELK2529
Finishes:
(W, B, BB)



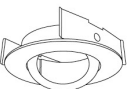
Square Reflector

ELK2541
Finishes:
(W, B, BB)



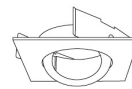
Square Adjustable Pinhole

ELK2527
Finishes:
(W, B, BB)



Round Gimbal

ELK2888
Finishes:
(W, B*, BZ)



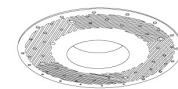
Square Gimbal

ELK2588
Finishes:
(W, B*, BZ)



Round Adj. Trimless Reflector

ELK215
Finishes:
(W, B*)



Trimless Spackle Frame

EL2SFR
For use with ELK215

Finishes: **W** - All White, **BB** - All Black, **BZ** - All Bronze, **B** - Black w/White Ring, **C** - Chrome w/White Ring, **H** - Haze w/White Ring, **B*** - All Black (For ELK2872, ELK2888, ELK2588, & ELK215)

Compatible Products



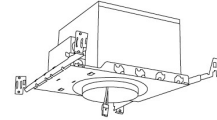
For use with **Koto™ LED Module**

3" Koto™ Dedicated LED ICA Housings



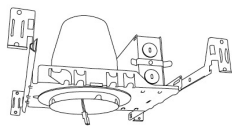
2-Hour Fire Rated 3" ICA Housing
New Construction

CAT NO.	SPECIFICATIONS
EL39FICA	7 1/2" Height - Sound Rated



3" ICA Maximum Adjustability Housing
New Construction

CAT NO.	SPECIFICATIONS
EL386ICA	Maximum Adjustability



3" ICA Housing
New Construction

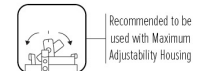
CAT NO.	SPECIFICATIONS
EL390ICA	
EL390ICA-EM5	Emergency Battery Back-up (90 minutes)



3" ICA Housing
Remodel

CAT NO.	SPECIFICATIONS
EL390ICA	

3" Pex™ Twist-On Trims

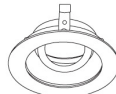


Round Deep Reflector

ELK3618

Finishes:

(W, BB, BZ, B, C, H)



Round Adjustable Gimbal

ELK3629

Finishes:

(W, BB, BZ, B, C, H)



Round Adjustable Pinhole

ELK3627

Finishes:

(B, BB, BZ, B, H)



Round Adj. Slot Aperture

ELK3620

Finishes:

(W)

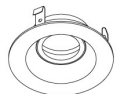


Round Adj. Wall Wash

ELK3622

Finishes:

(W)

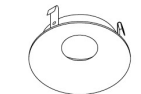


Round Regressed Eyeball

ELK3653

Finishes:

(W, BB, B)



Round Curved Reflector

ELK3672

Finishes:

(W, B)

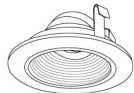


Round Directional Gimbal

ELK3679

Finishes:

(W, BB, B, H)

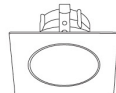


Round Adjustable Baffle

ELK3693

Finishes:

(W)

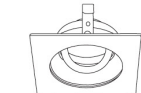


Square Deep Reflector

ELK3318

Finishes:

(W, BB, BZ, B, C, H)

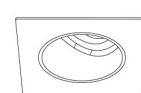


Square Adjustable Reflector

ELK3329

Finishes:

(W, BB, BZ, B, C, H)



Square Adj. Wall Wash

ELK3322

Finishes:

(W)

*Finishes: **W** - All White, **BB** - All Black, **BZ** - All Bronze, **B** - Black Reflector w/White Ring, **C** - Chrome Reflector w/White Ring, **H** - Haze Reflector w/White Ring

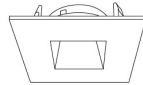
Compatible Products

For use with **Koto™ LED Module**

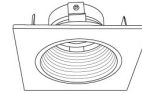
3" Pex™ Twist-On Trims



Square Adjustable Pinhole
ELK3327
 Finishes:
 (W, BB, BZ, B, H)

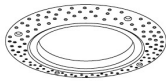


Square Reflector
ELK3341
 Finishes:
 (W, BB, BZ, B)

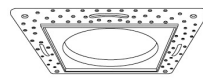


Square Adjustable Baffle
ELK3393
 Finishes:
 (W)

3" Pex™ Flush Mount Trim Adaptors



Round Flush Mount Trim Adaptor
EL3FMR
 Compatible 3" Pex™ Round trims:
 ELK3618, ELK3629, ELK3627, ELK3693,
 ELK3620, ELK3622 Series



Square Flush Mount Trim Adaptor
EL3FMS
 Compatible 3" Pex™ Square trims:
 ELK3318, ELK3329, ELK3322, ELK3327,
 ELK3341, ELK3393 Series

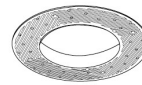
3" Pex™ Trimless



Round Trimless Reflector
ELK308
 Finishes:
 (W, B, H)



Round Adjustable Trimless Reflector
ELK315
 Finishes:
 (W, B, H)



Round Trimless Spackle Frame
EL3SFR
 For use with ELK315



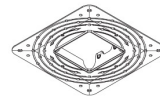
Round Knife Edge Wood Ceiling Trim w/Mounting Clips
EL3WCR
 Finishes:
 (W, B)



Square Trimless Reflector
ELK370
 Finishes:
 (W, B, H)



Square Adjustable Trimless Reflector
ELK381
 Finishes:
 (W, B, H)



Square Trimless Spackle Frame
EL03SFS
 For use with ELK370 & ELK381

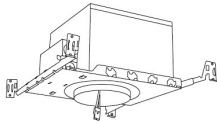
Finishes: **W** - All White, **BB** - All Black, **BZ** - All Bronze, **B** - Black w/White Ring, **C** - Chrome w/White Ring, **H** - Haze w/White Ring, **B*** - All Black (For ELK315, ELK370, & ELK381)

Compatible Products



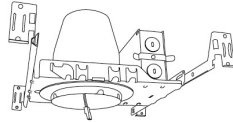
For use with **Koto™ LED Module**

4" Koto™ Dedicated LED ICA Housings



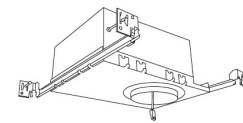
4" ICA Maximum Adjustability Housing
New Construction

CAT NO.	SPECIFICATIONS
EL485ICA	Maximum Adjustability



4" ICA Housing
New Construction

CAT NO.	SPECIFICATIONS
EL490ICA	14W, 120/277V
EL490ICA-EM5	Emergency Battery Back-up (90 minutes)



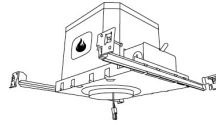
4" R-60 Spray Foam Insulation Housing
New Construction

CAT NO.	SPECIFICATIONS
EL490AJICA	Maximum Adjustability, For use in R60 or Chicago plenum applications



4" ICA Housing
Remodel

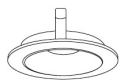
CAT NO.	SPECIFICATIONS
EL490RICA	14W, 120V



2-Hour Fire Rated 4" ICA Housing
New Construction

CAT NO.	SPECIFICATIONS
EL48FICA	7 1/2" Height, Sound Rated

4" Pex™ Twist-On Trims



Shallow Reflector
ELK4116
Finishes:
(W, H)



Deep Reflector
ELK4118
Finishes:
(W, BB, BZ, B, C, H)



Adjustable Reflector
ELK4129
Finishes:
(W, BB, BZ, B, C, H)



Adjustable Reflector with Clear Glass
ELK4111
Finishes:
(W, BB, BZ, B, C, H)



Adjustable Reflector with Frosted Lens
ELK4112
Finishes:
(W, BB, BZ, B, C, H)



Rotatable Slot Aperture
ELK4120
Finishes:
(W)



Adjustable Wall Wash
ELK4122
Finishes:
(W)



Adjustable Pinhole
ELK4127
Finishes:
(W, BB, BZ, B, H)



Adjustable Pinhole with Frosted Glass
ELK4125
Finishes:
(W, BB, BZ, B, H)



Slot Aperture
ELK4130
Finishes:
(W)



Adjustable Spot
ELK4188
Finishes:
(W, B, BZ)



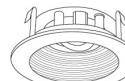
Regressed Eyeball
ELK4153
Finishes:
(W, BB, B)



Curved Reflector
ELK4172
Finishes:
(W, B)



Directional Gimbal
ELK4179
Finishes:
(W, BB, B, H)



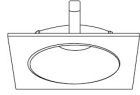
Adjustable Baffle
ELK4193
Finishes:
(W, BB, B)

Finishes: **W** - All White, **BB** - All Black, **BZ** - All Bronze, **B** - Black w/White Ring, **C** - Chrome w/White Ring, **H** - Haze w/White Ring, **B*** - All Black (For ELK4188, ELK4172, & ELK4284)

Compatible Products

For use with **Koto™ LED Module**

4" Pex™ Twist-On Trims



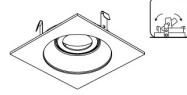
Shallow Reflector

ELK4216
Finishes:
(W, H)



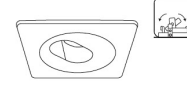
Deep Reflector

ELK4218
Finishes:
(W, BB, BZ, B, C, H)



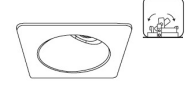
Adjustable Gimbal

ELK4229
Finishes:
(W, BB, BZ, B, C, H)



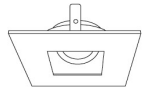
Adjustable Slot Rotatable Aperture

ELK4220
Finishes:
(W)



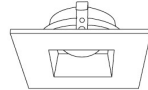
Adjustable Wall Wash

ELK4222
Finishes:
(W)



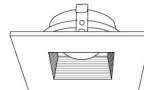
Adjustable Pinhole

ELK4227
Finishes:
(W, BB, BZ, B, C, H)



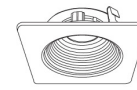
Adjustable Reflector

ELK4282
Finishes:
(W, BZ)



Adjustable Baffle

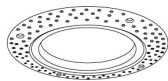
ELK4284
Finishes:
(W, B, BZ)



Adj. Phenolic Baffle

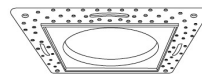
ELK4293
Finishes:
(W, BB, B)

4" Pex™ Flush Mount Trim Adaptors



Round Flush Mount Trim Adaptor

EL4FMR
Compatible 3" Pex™ Round trims:
ELK4116, ELK4118, ELK4127, ELK4129,
ELK4710, ELK4713, ELK4715 Series



Square Flush Mount Trim Adaptor

EL4FMS
Compatible 3" Pex™ Square trims:
ELK4216, ELK4218, ELK4227,
ELK4229 Series

4" Pex™ Trimless



Round Trimless Reflector

ELK408
Finishes:
(W, B, H, BZ)



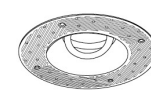
Round Adj. Trimless Reflector

ELK415
Finishes:
(W, B, H, BZ)



Round Trimless Spackle Frame

EL4SFR
For use with ELK408 & ELK415



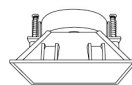
Smooth Reflector

ELK430
Finishes:
(W, B, BZ)



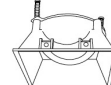
Baffle

ELK434
Finishes:
(W, B, BZ)



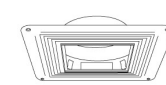
Square Trimless Reflector

ELK445
Finishes:
(W, B, H)



Square Trimless Adj. Reflector

ELK459
Finishes:
(W, B, H)



Square Trimless Spackle Frame

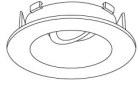
EL4SFS
For use with ELK445 & ELK459

Finishes: **W** - All White, **BB** - All Black, **BZ** - All Bronze, **B** - Black w/White Ring, **C** - Chrome w/White Ring, **H** - Haze w/White Ring, **B*** - All Black (For ELK408, ELK415, ELK434, ELK445, ELK459)

Compatible Products

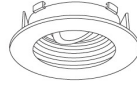
For use with **Koto™ LED Module**

4" Flexa™ Twist-On Trims



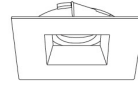
Round Reflector

ELK4721
 Finishes:
 (WW, BB, BZBZ,
 BW, CW, HW)



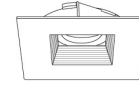
Round Baffle

ELK4723
 Finishes:
 (WW, BB, BZBZ, BW)



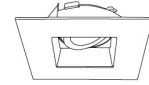
Square Reflector

ELK4741
 Finishes:
 (WW, BB, BZBZ,
 BW, HW)
**Not for Remodel Housing*



Square Baffle

ELK4743
 Finishes:
 (WW, BB, BZBZ, BW)
**Not for Remodel Housing*



Square Adj. Reflector

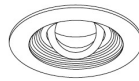
ELK4759
 Finishes:
 (WW, BB, B, H)
**Not for Remodel Housing*

4" Unique™ Twist-On Trims



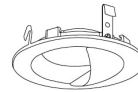
Round Adjustable Reflector

ELK4710
 Finishes:
 (W, B, BZ)



Round Adjustable Baffle

ELK4713
 Finishes:
 (W, BZ)



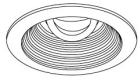
Round Wall Wash

ELK4715
 Finishes:
 (W, BZ)



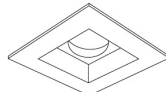
Round Adj. Deep Reflector

ELK4717
 Finishes:
 (W, BZ)



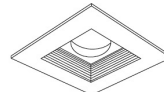
Round Adj. Deep Baffle

ELK4719
 Finishes:
 (W)



Square Reflector

ELK4714
 Finishes:
 (W, B, BZ)
**Not for Remodel Housing*



Square Baffle

ELK4716
 Finishes:
 (W, BZ)
**Not for Remodel Housing*

*Finishes: **W** - All White, **WW** - All White, **B** - Black Reflector w/White Ring, **C** - Chrome Reflector w/White Ring, **H** - Haze Reflector w/White Ring, **BB** - All Black, **BZ** - All Bronze, **CC** - All Chrome, **BZBZ** - All Bronze, **BW** - Black Reflector w/White Ring, **CW** - Chrome Reflector w/White Ring, **CN** - Chrome Reflector w/Nickel Ring, **HW** - Haze Reflector w/White Ring

Compatible Products

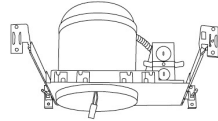
For use with **Koto™ LED Module**

6" Koto™ Dedicated LED ICA Housings



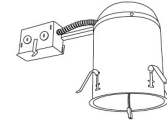
2-Hour Fire Rated 6" ICA Housing
New Construction

CAT NO.	SPECIFICATIONS
EL76FICA	7 3/4" Height



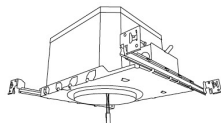
6" Standard ICA Housing
New Construction

CAT NO.	SPECIFICATIONS
EL770ICA	7 1/2" Height



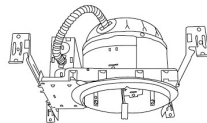
6" Standard ICA Housing
Remodel

CAT NO.	SPECIFICATIONS
EL770RICA	7 1/2" Height



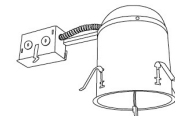
2-Hour Shallow Fire Rated 6" ICA Housing
New Construction

CAT NO.	SPECIFICATIONS
EL75FICAS	6 3/16" Height



6" Shallow ICA Housing
New Construction

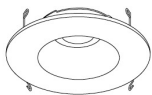
CAT NO.	SPECIFICATIONS
EL760ICA	5 1/2" Height



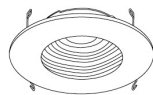
6" Shallow ICA Housing
Remodel

CAT NO.	SPECIFICATIONS
EL760RICA	5 1/2" Height

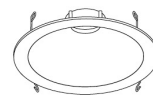
5" & 6" Pex™ Twist-On Trims



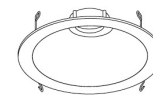
5" Round Reflector
ELK5421
Finishes:
(W)



5" Round Baffle
ELK5493
Finishes:
(W)



6" Round Reflector
ELK6418
Finishes:
(W, BB, BZ, H)



6" Round Adj. Reflector
ELK6429
Finishes:
(W, BB, BZ, H)



6" Round Adj. Slot Aperture
ELK6420W
Finishes:
(W)



6" Round Adj. Pinhole Reflector
ELK6427
Finishes:
(W, B, H)



6" Square Adj. Reflector
ELK6829
Finishes:
(W, BB, H)

*Finishes: **W** - All White, **BB** - All Black, **BZ** - All Bronze, **B** - Black Reflector w/White Ring, **C** - Chrome Reflector w/White Ring, **H** - Haze Reflector w/White Ring

Compatible Products

For use with **Koto™ LED Module**

6" Flexa™ Twist-On Trims



6" Round Reflector

ELK610

Finishes:

(WW, BB, BZBZ, CC, BW, CW, HW)



6" Round Adjustable Reflector

ELK629

Finishes:

(WW, BB, BZBZ, BW, CW, HW)



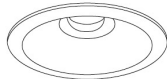
6" Round Adjustable Baffle

ELK693

Finishes:

(WW, BB, BZBZ, BW)

6" Unique™ Twist-On Trims

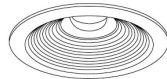


6" Round Reflector

ELK6710

Finishes:

(W, B, BZ)



6" Round Baffle

ELK6713

Finishes:

(W, BZ)



6" Round Wall Wash

ELK6715

Finishes:

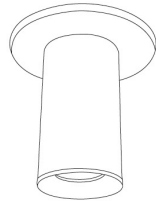
(W, BZ)

Finishes: **W** - All White, **BB** - All Black, **BZ** - All Bronze, **B** - Black w/White Ring, **C** - Chrome w/White Ring, **H** - Haze w/White Ring, **B*** - All Black (For ELK6710, ELK6713, ELK6715)

Compatible Products

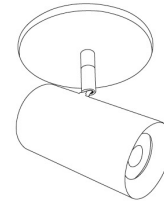
For use with **Koto™ LED Module**

2" Koto Sylo™ Build-Your-Own



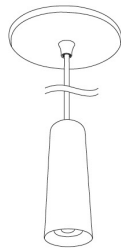
2" Koto Sylo Housing
Surface Mount

CAT NO.	SPECIFICATIONS
EKS25SFW	White Finish
EKS25SFB	Black Finish
EKS25SFS	Silver Finish



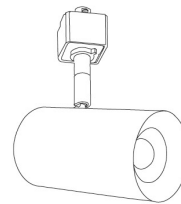
2" Koto Sylo Housing
Monopoint

CAT NO.	SPECIFICATIONS
EKS25MPW	White Finish
EKS25MPB	Black Finish
EKS25MPS	Silver Finish



2" Koto Sylo Housing
Pendant

CAT NO.	SPECIFICATIONS
EKS25PDW	White Finish
EKS25PDB	Black Finish
EKS25PDS	Silver Finish



2" Koto Sylo Housing
Surface Mount

CAT NO.	SPECIFICATIONS
EKS25TRW	White Finish
EKS25TRB	Black Finish
EKS25TRS	Silver Finish



ELCO Lighting

Dimmer Compatibility Chart

Standard Koto™ LED Modules

For ELK07, ELK08CT5, ELK09, ELK10CT5,
ELK11 & ELK13 Series

For Reference Only

Testing conducted by ELCO Lighting is not a substitute for and does not imply certification by an independent laboratory or any other standards certification. Refer to manufacturer specifications for more detailed information on product certifications and standards. Consult the dimmer manufacturer prior to installation to ensure compatibility.

Manufacturer	Product	Part Number	Dimmed Light Output Range
Leviton	Decora SureSlide® Single Pole with Slide -to-Off	6672	15% - 100%
	Leviton Dimmer	1K3502	5% - 100%
Lutron	Vive, 120V, 150W LED/CFL, 600W Incandescent/Halogen, FP, Single Pole/Multi-Location Dimmer, Commercial Application	MRF2S-6CL	12% - 91%
	Panel Model, Commercial/Residential Application, FP	GP (Harrier) Card	10% - 94%
	Grafik QS/Mailbox Power Module, 120/220 to 240V AC, LED/Incandescent/Halogen Load Type, Commercial/Residential Indoor Application, FP	LQRJ-WPM-6P	10% - 95%
	Grafik Eye 3000/HomeWorks, 120V, Incandescent/Fluorescent Load Type, Commercial/Residential Application, FP	HWI-WPM-6D-120	10% - 95%
	Panel Dimming Module, 120V, Commercial/Residential Application, FP	HW/LP-RPM-4U-120	10% - 95%
	Panel Adaptive Dimming Module, 120V, Commercial/Residential Application, FP	HW/LP-RPM-4A-120	9% - 95%
	HomeWorks® QS for CFL/LED loads, 120V, RP, Commercial/Residential Application	LQSE-4A1-D/MQSE-4A1-D/ MQSE-3A1/MQSE-2A1-D	8% - 95%
	Energi Savr Node LED+ Phase Adaptive, Commercial Application, Reverse Phase, (Zone 1) (Zones 2-4)	QSN-4A5-S	8% - 95%
	Energi Savr Node LED+ Phase Adaptive, Commercial Application, Forward Phase, (Zone 1) (Zones 2-4)	QSN-4A5-S	10% - 97%
	RadioRA®2, 120V, 50/60-Hz, 150W LED or 600W Incandescent/Halogen, 3-Way & 4-Way, Residential Application	RRD-6CL	10% - 95%
	RadioRA®3, 120V, 250W LED/CFL or 500W Incandescent/Halogen, Single Pole, Multi-Location	RRST-PRO-N	10% - 95%
	HomeWorks® QS, 120V, 60-Hz, 150W LED/CFL or 600W Incandescent/Halogen/MLV, Residential Application	HQRD-6CL(H2) HQRA-6CL(H2)	10% - 95%
	Homeworks QS, Residential Application, Reverse Phase	LQSE-4A-120-D	8% - 89%
	HomeWorks® for LED/Incandescent/Halogen loads, Reverse Phase, (Zone 1) (Zones 2-4)	LQSE-4A5-120-D	8% - 89%
	HomeWorks® for LED/Incandescent/Halogen loads, Forward Phase, (Zone 1) (Zones 2-4)	LQSE-4A5-120-D	10% - 100%
	Ariadni® C-L Single Pole/3-Way, 150W LED/CFL or 600W Incandescent/Halogen	AYCL-153P	10% - 100%
	Skylark Contour® C-L, Single Pole/3-Way, 150W LED/CFL or 600W Incandescent/Halogen	CTCL-153P	10% - 100%
Skylark® C-L Single Pole/3-Way, 150W LED/CFL or 600W Incandescent/Halogen	SCL-153P	10% - 100%	

Integrating our lighting with your Smart Home System is a breeze. Simply check your Smart Home system for compatible smart switches and cross reference that with our Dimming Compatibility Chart. Once the switches are integrated with your Smart Home system your lights will be ready to go.



2042 E. Vernon Ave. Vernon CA 90058 Tel 323.231.2600 Fax 323.231.3200 elcolighting.com

Manufacturer	Product	Part Number	Dimmed Light Output Range
Lutron	Diva® Series 150W Single Pole/3-Way Dimmer	DVCL-153P	10% - 100%
	Skylark Contour® Single Pole/3-Way 1000W Incandescent/Halogen	CT-103P	10% - 100%
	Skylark® Single Pole 300W ELV Preset Dimmer	SELV-300P	5% - 100%
	Skylark® Single Pole 600W Incandescent/Halogen, Slide-to-Off Dimmer	S-600P	5% - 100%
	Diva® 300W Single Pole/3-Way ELV Dimmer	DVELV-303P	10% - 100%
	Diva® 600W Single Pole Incandescent/Halogen Preset Dimmer	DV-600P	5% - 100%
	Ariadni® 600W Single Pole Magnetic Low Voltage Dimmer	AYLV-600P	5% - 100%
	Ariadni® 600W Single Pole/3-Way Incandescent/Halogen Dimmer	AY-603P	5% - 100%
	Maestro® 600W Single Pole/3-Way ELV Dimmer	MAELV-600	5% - 100%
	Maestro® C-L Single Pole/3-Way Dimmer. 150W Max for LED/CFL or 600W Max for Incandescent/Halogen	MACL-153M	10% - 100%
	Caséta® Wireless Dimmer	PD-6WCL	10% - 100%
SnapOne™	Control4® Centralized 8-Channel Adaptive Phase Dimmer, 120/277V AC, 50/60-Hz, 200W LED, 500W Fluorescent/CFL, 1000W Incandescent/Halogen/ELV/MLV*	C4-DIN-8APD	5% - 100%
	Control4® Centralized 8-Channel Forward Phase Dimmer, 100/120V AC, 50/60-Hz, 200W LED, 500W Fluorescent/CFL, 1000W Incandescent/Halogen/MLV*	C4-DIN-8FPD	25% - 100%
	Control4® Wireless Adaptive Phase Dimmer, 120V AC, 50/60-Hz, 120W LED, 300W Fluorescent/CFL, 600W Incandescent/Halogen	C4-APD120	23% - 100%
	Control4® Forward Phase Dimmer, 120V AC, 50/60-Hz, 200W LED, 500W Fluorescent/CFL, 1000W Incandescent/Halogen	C4-FPD120	4% - 100%
	Control4® Essential Forward Phase Dimmer, 120V AC, 60-Hz, 300W LED, 300W Fluorescent/CFL, 600W Incandescent/Halogen	C4-V-FPD120	1% - 100%
*MLV each transformer must be loaded to at least 50% of its maximum load			

***NOTE: Refer to dimmer manufacturer’s documentation for installation instructions and circuit details**

Disclaimer: Minimum and maximum loads for LEDs and CFLs are given in number of lamps and may vary depending on the lamp being used. Testing conducted by ELCO Lighting is not a substitute for and does not imply certification by an independent laboratory or any other standards certification. Refer to manufacturer specifications for more detailed information on product certifications and standards.

Integrating our lighting with your Smart Home System is a breeze. Simply check your Smart Home system for compatible smart switches and cross reference that with our Dimming Compatibility Chart. Once the switches are integrated with your Smart Home system your lights will be ready to go.



2042 E. Vernon Ave. Vernon CA 90058 Tel 323.231.2600 Fax 323.231.3200 elcolighting.com