

Project:	Type:
Prepared By:	Date:

Technical Specifications

Performance

Product Type:

Emergency Unit New York City Compliant

Description:

New York City Approved Steel Emergency Unit

Input Power:

5W

Lumens:

65lm

Lumens (per fixture):

195lm

Electrical

Power Factor:

0.8@120V; 0.6@277V

Input Voltage:

Dual 120/277 Voltage

Frequencies:

50/60 Hz

Input Current @ 120V (mA):

50mA

Input Current @ 277V (mA):

30mA

Maximum Output Current (Amps):

0.78A

Maximum Output Wattage:

7.5W

Dual Voltage Circuit Operation:

No

Operating Temperature:

32°F to 122°F (0°C to 50°C)

Emergency Illumination:

90 minutes

Battery Type:

Nickel Cadmium

Battery Voltage:

9.6V

Recharge Time Required:

24-hours

Battery Operating Temperature:

32°C to 122°C (0°F to 50°F)

Storage Temperature:

68°F to 86°F (20°C to 30°C)

Storage Shelf Life:

3 years before the initial charge. 5 years after initial charge.

Self Diagnostics:

No, manual test only

Remote Test Switch:

No

Installation

Mounting Method:

Back/End

Mounting Type:

Wall Mount

Maximum Mounting Height (ft.):

10 ft

Emergency Egress Coverage(ft) Mounting at height of 7.5ft:

12 ft x 3 ft mounted @ 7.5 ft

Spacing Criteria for Emergency Egress :

24 ft on center assuming 7.5 ft mounting height with egress path 3 ft out

Cold Weather Rated:

No

Technical Specifications (continued)

Construction

Shape:

Rectangle

Housing Material:

Steel Sheet

Housing Color:

White

Remote Capacity:

Yes

No. of Heads:

3-Lamp Heads

Head Shape:

Square

Remote Head Power (W):

1W

Compliance

Listings:

UL924 Listed

Environment:

Suitable for indoor use in dry and damp environments

IP Rating:

Indoor

Certification Model Number:

PRLEDNYDXR-83

T20 Compliant:

Not Title 20 Compliant

California Title 24 JA8 Compliant:

Not applicable

California Energy Commission (CEC) Status:

Lawful for Sales in California

City Compliance:

New York City Approved

FCC:

Complies with Part 15 of the FCC Rules

Other

Compatible Products:

[EREMOTE-1](#)

[Single remote head](#)

[EREMOTE-1H](#)

[Single remote head high-output](#)

[EREMOTE](#)

[Double remote head](#)

[EREMOTE-H](#)

[Double remote head high-output](#)

[EREMOTE-1HB](#)

[Single remote head high-output, black](#)

[EREMOTE-B](#)

[Single remote head, black](#)

[EREMOTEOUT-1](#)

[Single remote head, outdoor](#)

[EREMOTEOUT](#)

[Double remote head, outdoor](#)

[EREMOTEOUT-1H](#)

[Single remote head high-output, outdoor](#)

[EREMOTEOUT-H](#)

[Double remote head high-output, outdoor](#)

[EREMOTEOUT-1HB](#)

[Single remote head high-output, black, outdoor](#)

[EREMOTEOUT-HB](#)

[Double remote head high-output, outdoor](#)

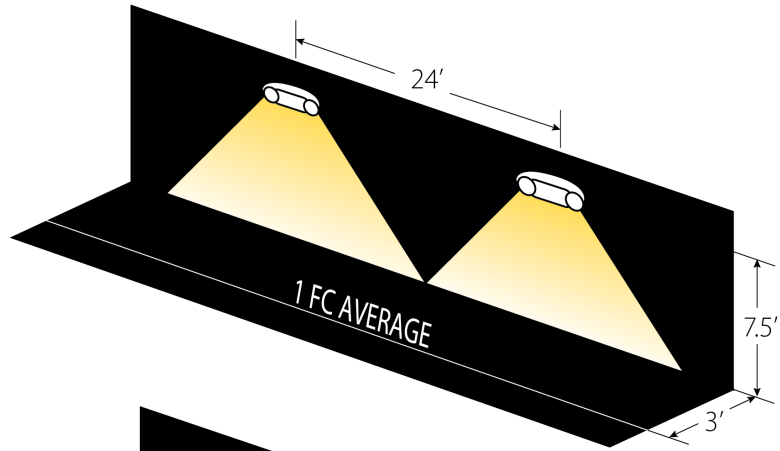
Warranty:

RAB warrants that our LED products will be free from defects in materials and workmanship for a period of five (5) years from the date of delivery to the end user, including coverage of light output, color stability, driver performance and fixture finish. RAB's warranty is subject to all terms and conditions found at rablighting.com/warranty. Battery is prorated.

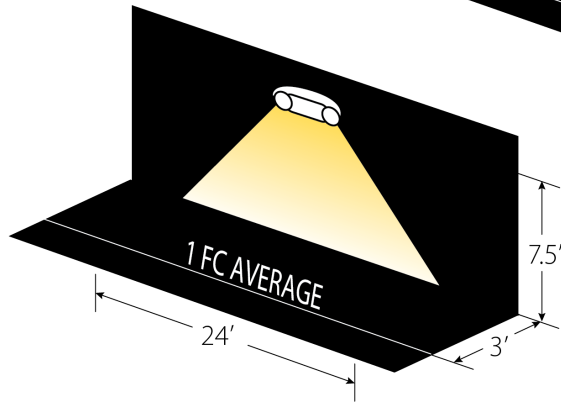
Maximum Spacing Guidelines

Mounting Height	Path of Egress, 3' Out		Path of Egress, 6' Out		Application Notes
	Single Luminaire	Multiple Luminaires	Single Luminaire	Multiple Luminaires	
7.5'	24'	24'	17'	19'	Room Size: 50' L x 8' W x 9' H <i>Direct calculation method used. Reflectances excluded.</i>
	Tilt: 30°	Tilt: 30°	Tilt: 40°	Tilt: 40°	
	Orient: 50°	Orient: 50°	Orient: 40°	Orient: 40°	

Note: Meets NFPA 101 illumination requirements of 1 FC average, 0.1 FC minimum, and 40:1 max:min.

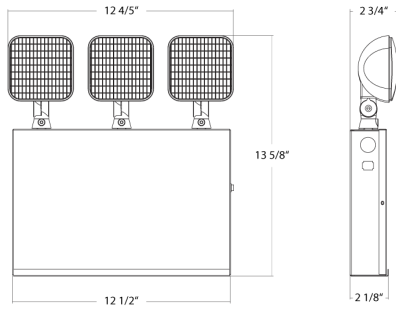


Example of multiple luminaires lighting a 3' path of egress.



Example of a single luminaire lighting a 3' path of egress.

Dimensions



Features

- Durable thermoplastic design
- Emergency light with 90-minute battery backup
- Remote head capable, see Remote Head Compatibility List
- New York City compliant

Ordering Matrix

Family	Heads/Expandable	Remote Capable	Housing	State
EM	3H5	R		NY

2H2 = 2 Heads Integral/Expandable 2 Heads
2H6 = 2 Heads Integral/Expandable 6 Heads
3H5 = 3 Heads Integral/Expandable 5 Heads
R = Remote Capable **Blank** = White Housing **NY** = New York