



Color: White

Weight: 0.8 lbs

Project:	Type:
Prepared By:	Date:

Technical Specifications

Performance

Product Type:

Emergency Unit

Description:

Remote Capable Thermoplastic Emergency Unit

Input Power:

0.81W @120V; 1.0W @277V

Lumens:

65lm

Lumens (per fixture):

130lm

Electrical

Power Factor:

0.06@120V; 0.03@277V

Input Voltage:

Dual 120/277 Voltage

Frequencies:

60 Hz

Input Current @ 120V (mA):

12mA

Input Current @ 277V (mA):

12mA

Maximum Output Current (Amps):

0.83A

Maximum Output Wattage:

3W

Dual Voltage Circuit Operation:

No

Operating Temperature:

32°F to 122°F (0°C to 50°C)

Emergency Illumination:

90 minutes

Battery Type:

Nickel Cadmium

Battery Voltage:

3.6V

Recharge Time Required:

24-hours

Battery Operating Temperature:

32°C to 122°C (0°F to 50°F)

Storage Temperature:

68°F to 86°F (20°C to 30°C)

Storage Shelf Life:

3 years before the initial charge. 5 years after initial charge.

Self Diagnostics:

No, manual test only

Remote Test Switch:

No

Installation

Mounting Method:

Back/Conduit

Mounting Type:

Wall Mount

Maximum Mounting Height (ft.):

10 ft

Emergency Egress Coverage(ft) Mounting at height of 7.5ft:

14 ft x 3 ft mounted @ 7.5 ft

Spacing Criteria for Emergency Egress :

17.5 ft on center assuming 7.5 ft mounting height with egress path 3 ft out

Cold Weather Rated:

No

Technical Specifications (continued)

Construction

Shape:

Rectangle

Housing Material:

Thermoplastic

Housing Color:

White

Remote Capacity:

Yes

No. of Heads:

2-Lamp Heads

Head Shape:

Square

Remote Head Power (W):

1W

Compliance

Listings:

UL924 Listed

Environment:

Suitable for indoor use in dry and damp environments

IP Rating:

Indoor

Certification Model Number:

LED5HO-HL-CEC

T20 Compliant:

Can be used to conform with the requirements of California Title 20

California Title 24 JA8 Compliant:

Not applicable

California Energy Commission (CEC) Status:

Lawful for Sales in California

City Compliance:

Chicago Approved

FCC:

Complies with Part 15 of the FCC Rules

Other

Compatible Products:

[EREMOTE-1](#)

[Single remote head](#)

[EREMOTE-1H](#)

[Single remote head high-output](#)

[EREMOTE](#)

[Double remote head](#)

[EREMOTE-H](#)

[Double remote head high-output](#)

[EREMOTE-1HB](#)

[Single remote head high-output, black](#)

[EREMOTE-B](#)

[Single remote head, black](#)

[EREMOTEOUT-1](#)

[Single remote head, outdoor](#)

[EREMOTEOUT](#)

[Double remote head, outdoor](#)

[EREMOTEOUT-1H](#)

[Single remote head high-output, outdoor](#)

[EREMOTEOUT-H](#)

[Double remote head high-output, outdoor](#)

[EREMOTEOUT-1HB](#)

[Single remote head high-output, black, outdoor](#)

[EREMOTEOUT-HB](#)

[Double remote head high-output, outdoor](#)

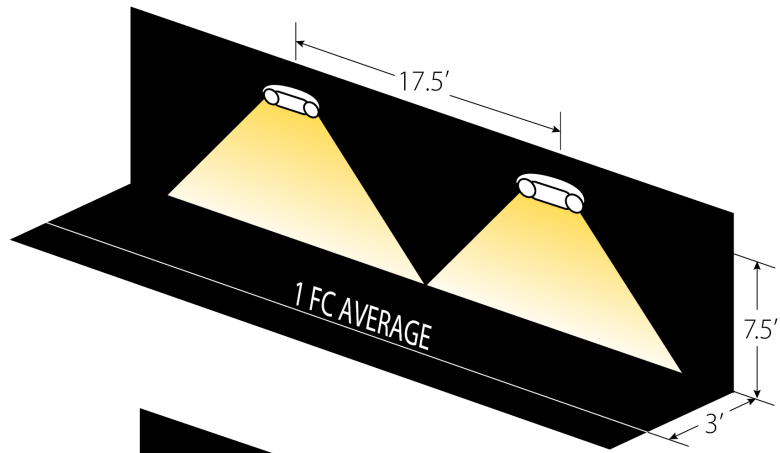
Warranty:

RAB warrants that our LED products will be free from defects in materials and workmanship for a period of five (5) years from the date of delivery to the end user, including coverage of light output, color stability, driver performance and fixture finish. RAB's warranty is subject to all terms and conditions found at rablighting.com/warranty. Battery is prorated.

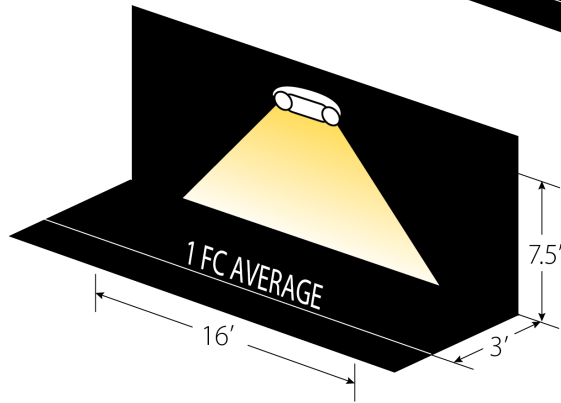
Maximum Spacing Guidelines

Mounting Height	Path of Egress, 3' Out		Path of Egress, 6' Out		Application Notes
	Single Luminaire	Multiple Luminaires	Single Luminaire	Multiple Luminaires	
7.5'	16'	17.5'	12'	14'	Room Size: 50' L x 8' W x 9' H Direct calculation method used. Reflectances excluded.
	Tilt: 30°	Tilt: 30°	Tilt: 40°	Tilt: 40°	
	Orient: 20°	Orient: 20°	Orient: 0°	Orient: 0°	

Note: Meets NFPA 101 illumination requirements of 1 FC average, 0.1 FC minimum, and 40:1 max:min.

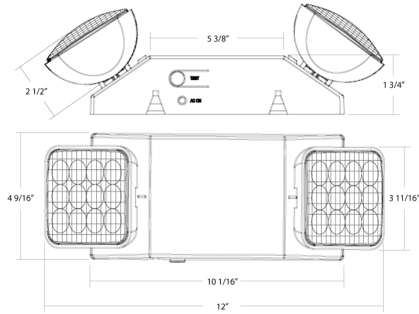


Example of multiple luminaires lighting a 3' path of egress.



Example of a single luminaire lighting a 3' path of egress.

Dimensions



Features

- Durable thermoplastic design
- Emergency light with 90-minute battery backup

Ordering Matrix

Family	Heads	High Lumen	Remote Capacity	Self Testing	CEC	Housing Color
EM		H	R		CEC	
	Blank = 2 Heads	Blank = No High Lumen H = High Lumen	Blank = No Remote Capable R = Remote Capable	Blank = No Self Testing S = Self Testing	Blank = No California Title 20 CEC = California Title 20EC	Blank = White