



Color: White

Weight: 0.8 lbs

<b>Project:</b>	<b>Type:</b>
<b>Prepared By:</b>	<b>Date:</b>

**Technical Specifications**

**Performance**

**Product Type:**

Emergency Unit

**Description:**

Remote Capable Thermoplastic Emergency Unit

**Input Power:**

0.81W @120V; 1.0W @277V

**Lumens:**

45lm

**Lumens (per fixture):**

90lm

**Electrical**

**Power Factor:**

0.06@120V; 0.03@277V

**Input Voltage:**

Dual 120/277 Voltage

**Frequencies:**

60 Hz

**Input Current @ 120V (mA):**

12mA

**Input Current @ 277V (mA):**

12mA

**Maximum Output Current (Amps):**

1.11A

**Maximum Output Wattage:**

4W

**Dual Voltage Circuit Operation:**

No

**Operating Temperature:**

32°F to 122°F (0°C to 50°C)

**Emergency Illumination:**

90 minutes

**Battery Type:**

Nickel Cadmium

**Battery Voltage:**

3.6V

**Recharge Time Required:**

24-hours

**Battery Operating Temperature:**

32°C to 122°C (0°F to 50°F)

**Storage Temperature:**

68°F to 86°F (20°C to 30°C)

**Storage Shelf Life:**

3 years before the initial charge. 5 years after initial charge.

**Self Diagnostics:**

No, manual test only

**Remote Test Switch:**

No

**Installation**

**Mounting Method:**

Back/Conduit

**Mounting Type:**

Wall Mount

**Maximum Mounting Height (ft.):**

10 ft

**Emergency Egress Coverage(ft) Mounting at height of 7.5ft:**

12 ft x 3 ft mounted @ 7.5 ft

**Spacing Criteria for Emergency Egress :**

13 ft on center assuming 7.5 ft mounting height with egress path 3 ft out

**Cold Weather Rated:**

No

## Technical Specifications (continued)

### Construction

**Shape:**

Rectangle

**Housing Material:**

Thermoplastic

**Housing Color:**

White

**Remote Capacity:**

Yes

**No. of Heads:**

2-Lamp Heads

**Head Shape:**

Square

**Remote Head Power (W):**

1W

### Compliance

**Listings:**

UL924 Listed

**Environment:**

Suitable for indoor use in dry and damp environments

**IP Rating:**

Indoor

**Certification Model Number:**

LEDR5HO-CEC

**T20 Compliant:**

Can be used to conform with the requirements of California Title 20

**California Title 24 JA8 Compliant:**

Not applicable

**California Energy Commission (CEC) Status:**

Lawful for Sales in California

**FCC:**

Complies with Part 15 of the FCC Rules

### Other

**Compatible Products:**

[EREMOTE-1](#)

[Single remote head](#)

[EREMOTE-1H](#)

[Single remote head high-output](#)

[EREMOTE](#)

[Double remote head](#)

[EREMOTE-H](#)

[Double remote head high-output](#)

[EREMOTE-1HB](#)

[Single remote head high-output, black](#)

[EREMOTE-B](#)

[Single remote head, black](#)

[EREMOTEOUT-1](#)

[Single remote head, outdoor](#)

[EREMOTEOUT](#)

[Double remote head, outdoor](#)

[EREMOTEOUT-1H](#)

[Single remote head high-output, outdoor](#)

[EREMOTEOUT-H](#)

[Double remote head high-output, outdoor](#)

[EREMOTEOUT-1HB](#)

[Single remote head high-output, black, outdoor](#)

[EREMOTEOUT-HB](#)

[Double remote head high-output, outdoor](#)

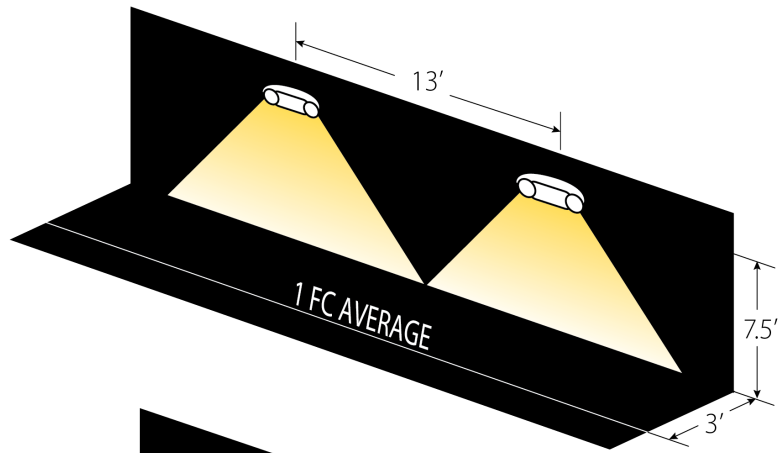
**Warranty:**

RAB warrants that our LED products will be free from defects in materials and workmanship for a period of five (5) years from the date of delivery to the end user, including coverage of light output, color stability, driver performance and fixture finish. RAB's warranty is subject to all terms and conditions found at [rablighting.com/warranty](http://rablighting.com/warranty). Battery is prorated.

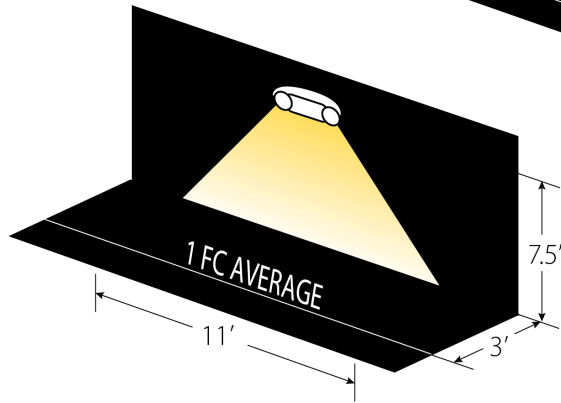
Maximum Spacing Guidelines

Mounting Height	Path of Egress, 3' Out		Path of Egress, 6' Out		Application Notes
	Single Luminaire	Multiple Luminaires	Single Luminaire	Multiple Luminaires	
7.5'	11'	13'	7'	9'	Room Size: 50' L x 8' W x 9' H Direct calculation method used. Reflectances excluded.
	Tilt: 20°	Tilt: 20°	Tilt: 40°	Tilt: 40°	
	Orient: 20°	Orient: 20°	Orient: 0°	Orient: 0°	

Note: Meets NFPA 101 illumination requirements of 1 FC average, 0.1 FC minimum, and 40:1 max:min.

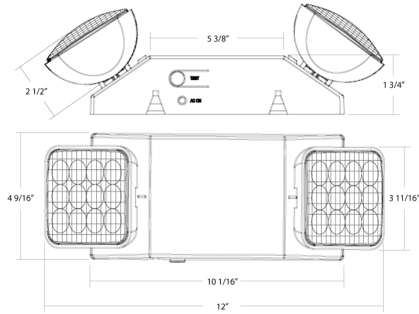


Example of multiple luminaires lighting a 3' path of egress.



Example of a single luminaire lighting a 3' path of egress.

**Dimensions**



**Features**

- Durable thermoplastic design
- Emergency light with 90-minute battery backup

**Ordering Matrix**

Family	Heads	High Lumen	Remote Capacity	Self Testing	CEC	Housing Color
EM			R		CEC	
	<b>Blank = 2 Heads</b>	<b>Blank = No High Lumen</b> <b>H = High Lumen</b>	<b>Blank = No Remote Capable</b> <b>R = Remote Capable</b>	<b>Blank = No Self Testing</b> <b>S = Self Testing</b>	<b>Blank = No California Title 20</b> <b>CEC = California Title 20EC</b>	<b>Blank = White</b>