



<b>Project:</b>	<b>Type:</b>
<b>Prepared By:</b>	<b>Date:</b>

## Technical Specifications

### Performance

**Product Type:**

Emergency Unit

**Description:**

Ultra-economy Low Profile Thermoplastic Emergency Light

**Input Power:**

0.52W @120V; 0.60W @277V

**Lumens:**

110lm

**Lumens (per fixture):**

220lm

### Electrical

**Power Factor:**

0.06@120V; 0.03@277V

**Input Voltage:**

Dual 120/277 Voltage

**Frequencies:**

60 Hz

**Input Current @ 120V (mA):**

68mA

**Input Current @ 277V (mA):**

70mA

**Maximum Output Current (Amps):**

0.14A

**Maximum Output Wattage:**

0.5W

**Dual Voltage Circuit Operation:**

No

**Operating Temperature:**

32°F to 104°F (0°C to 40°C)

**Emergency Illumination:**

90 minutes

**Battery Type:**

Nickel Cadmium

**Battery Voltage:**

3.6V

**Recharge Time Required:**

24-hours

**Battery Operating Temperature:**

32°C to 104°C (0°F to 40°F)

**Storage Temperature:**

68°F to 86°F (20°C to 30°C)

**Storage Shelf Life:**

3 years before the initial charge. 5 years after initial charge.

**Self Diagnostics:**

No, manual test only

**Remote Test Switch:**

No

### Installation

**Mounting Method:**

Back/Conduit

**Mounting Type:**

Wall Mount

**Maximum Mounting Height (ft.):**

13 ft

**Emergency Egress Coverage(ft) Mounting at height of 7.5ft:**

38 ft x 3 ft mounted @ 7.5 ft

**Spacing Criteria for Emergency Egress :**

20 ft on center assuming 7.5 ft mounting height with egress path 3 ft out

## Technical Specifications (continued)

**Cold Weather Rated:**

No

---

**Construction****Shape:**

Rectangle

**Housing Material:**

Thermoplastic

**Housing Color:**

White

**Remote Capacity:**

Yes

**No. of Heads:**

2-Lamp Heads

**Head Shape:**

Round

---

**Compliance****Listings:**

UL924 Listed

**Environment:**

Suitable for indoor use in dry and damp environments

**IP Rating:**

Indoor

**Certification Model Number:**

E-1-HL

**T20 Compliant:**

Not Title 20 Compliant

**California Title 24 JA8 Compliant:**

Not applicable

**California Energy Commission (CEC) Status:**

Lawful for Sales in California

**FCC:**

Complies with Part 15 of the FCC Rules

---

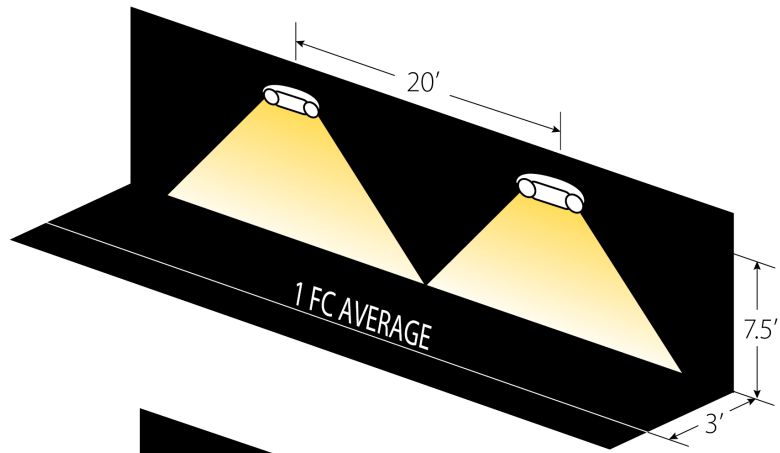
**Other****5 Yr Limited Warranty:**

The RAB 5-year, limited warranty covers light output, driver performance and paint finish. RAB's warranty is subject to all terms and conditions found at [rablighting.com/warranty](http://rablighting.com/warranty).  
Battery is prorated.

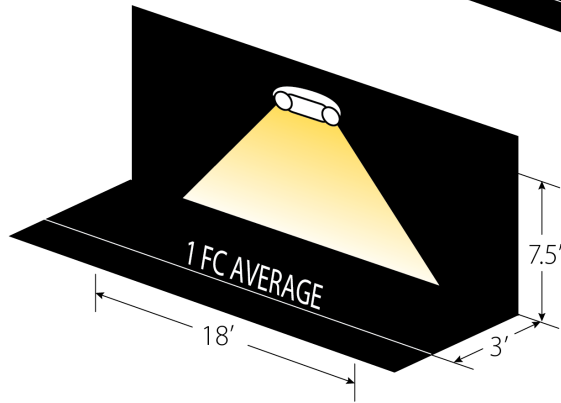
Maximum Spacing Guidelines

Mounting Height	Path of Egress, 3' Out		Path of Egress, 6' Out		Application Notes
	Single Luminaire	Multiple Luminaires	Single Luminaire	Multiple Luminaires	
7.5'	18'	20'	19'	18'	Room Size: 50' L x 8' W x 9' H Direct calculation method used. Reflectances excluded.
	Tilt: 40°	Tilt: 40°	Tilt: 40°	Tilt: 40°	
	Orient: 40°	Orient: 40°	Orient: 30°	Orient: 30°	

Note: Meets NFPA 101 illumination requirements of 1 FC average, 0.1 FC minimum, and 40:1 max:min.

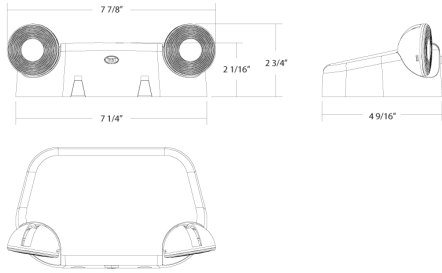


Example of multiple luminaires lighting a 3' path of egress.



Example of a single luminaire lighting a 3' path of egress.

**Dimensions**



**Features**

- Durable thermoplastic design
- Emergency light with 90-minute battery backup

**Ordering Matrix**

Family	Heads	High Lumen	Remote Capacity	Housing
EM34		H	R	
	Blank = 2 Heads	Blank = No High Lumen H = High Lumen	Blank = No Remote Capable R = Remote Capable	Blank = White Housing