



KT-ALEDXXX-X2-OSA-NM-8XX-VDIM/G2

LED AREA LIGHT FIXTURES

DESCRIPTION

Area Light with Optic Swap | 120-277V Input
Bronze Housing | Multiple Mounting, Optics, and Control Options

APPLICATION

Pole-mount or structure-mount outdoor illumination needs (including parking lots, auto dealerships, pathways, roadways, recreational venues, and other general area lighting requirements)



PRODUCT FEATURES

- Innovative optic swap capability under door frame and latch design for quick, tool-free lens change
- Two lenses in the box: Type III installed, Type V included
- Type II and Type IV lenses sold separately. See below for details
- Heavy-duty, die-cast aluminum housing with ample heat sinking
- Low-profile design delivers high-performance illumination and improves application site aesthetics
- True U0 design that eliminates undesirable sky glow
- Integrated NEMA/ANSI C136.10 3-pin twist-lock receptacle with shorting cap. Standard on all fixtures, simplifies ordering requirements for photo control needs
- Five contractor-friendly mounting options available: universal slipfitter, trunnion, adjustable pole mount, fixed pole mount, and wall adaptor. Sold separately (see *Accessories* for details)
- Keystone 0-10V dimming driver with 6kV surge protection
- Ambient operating temperature: -40°C/-40°F to 50°C/122°F
- UL Certified; IP65 rated
- Power factor: > 0.95
- THD: < 20%
- LED chip lifetime: L70 > 100,000 hrs @ 25°C/77°F ambient fixture temperature
- Meets FCC Part 15, Part B, Class A standards for conducted and radiated emissions

PERFORMANCE SPECIFICATIONS

Catalog No.	Wattage	CCT	Lumens	Efficacy	Input Voltage	Dimming	CRI	Housing Color**	Rated Life
KT-ALED70-S2-OSA-NM-840-VDIM/G2	70W	4000K	10,920	156 lm/W	120-277V	0-10V	> 80	Bronze	50,000 hrs
KT-ALED70-S2-OSA-NM-850-VDIM/G2		5000K	10,990	157 lm/W					
KT-ALED100-S2-OSA-NM-850-VDIM/G2	100W	5000K	15,400	154 lm/W					
KT-ALED140-M2-OSA-NM-840-VDIM/G2	140W	4000K	21,140	151 lm/W					
KT-ALED140-M2-OSA-NM-850-VDIM/G2		5000K	21,700	155 lm/W					
KT-ALED210-L2-OSA-NM-850-VDIM/G2	210W	5000K	32,970	157 lm/W					
KT-ALED290-L2-OSA-NM-850-VDIM/G2	290W	5000K	44,370	153 lm/W					

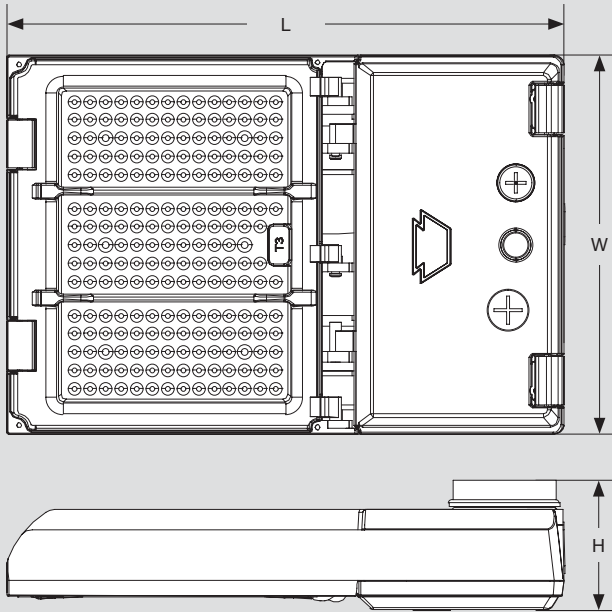
* For more information, see *Accessories* page below or contact Keystone with questions.
** Fixtures and mounts with alternate housing colors are available and made to order. Extended lead times apply. Please see catalog number breakdown for full ordering code details.

KT-ALEDXXX-X2-OSA-NM-8XX-VDIM/G2

LED AREA LIGHT FIXTURES

PHYSICAL SPECIFICATIONS

LED AREA LIGHT FIXTURE



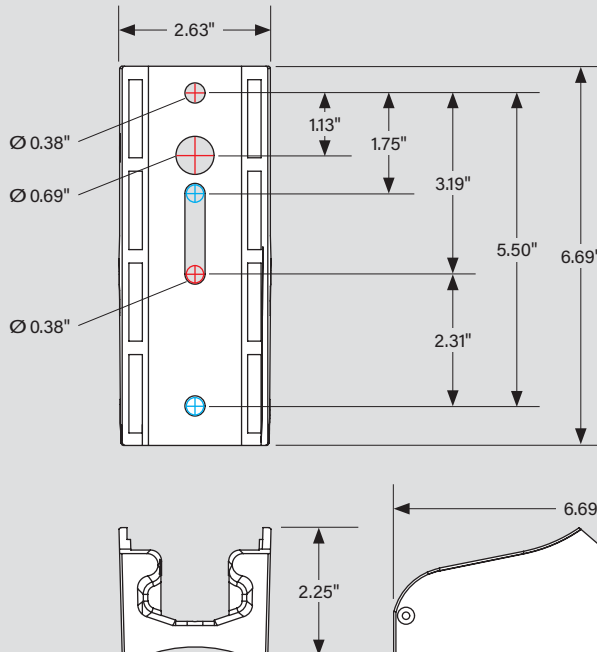
FIXTURE DIMENSIONS

Catalog Number	L (Length)	W (Width)	H (Height)
KT-ALED70-S2-OSA-NM-8XX-VDIM/G2	14.13"	9.61"	3.27"
KT-ALED100-S2-OSA-NM-850-VDIM/G2	14.13"	9.61"	3.27"
KT-ALED140-M2-OSA-NM-8XX-VDIM/G2	15.71"	11.18"	3.27"
KT-ALED210-L2-OSA-NM-850-VDIM/G2	19.72"	13.98"	3.27"
KT-ALED290-L2-OSA-NM-850-VDIM/G2	19.72"	13.98"	3.27"

PACKAGING DIMENSIONS

Catalog Number	Carton Dimensions	Carton Weight
KT-ALED70-S2-OSA-NM-8XX-VDIM/G2	5.63" x 11.57" x 20.08"	9.08 lbs
KT-ALED100-S2-OSA-NM-850-VDIM/G2	5.63" x 11.57" x 20.08"	9.22 lbs
KT-ALED140-M2-OSA-NM-8XX-VDIM/G2	5.63" x 13.15" x 21.65"	10.87 lbs
KT-ALED210-L2-OSA-NM-850-VDIM/G2	5.63" x 15.94" x 26.18"	16.16 lbs
KT-ALED290-L2-OSA-NM-850-VDIM/G2	5.63" x 15.94" x 26.18"	16.58 lbs

POLE MOUNT (ADJUSTABLE OR FIXED) DRILLING HOLES

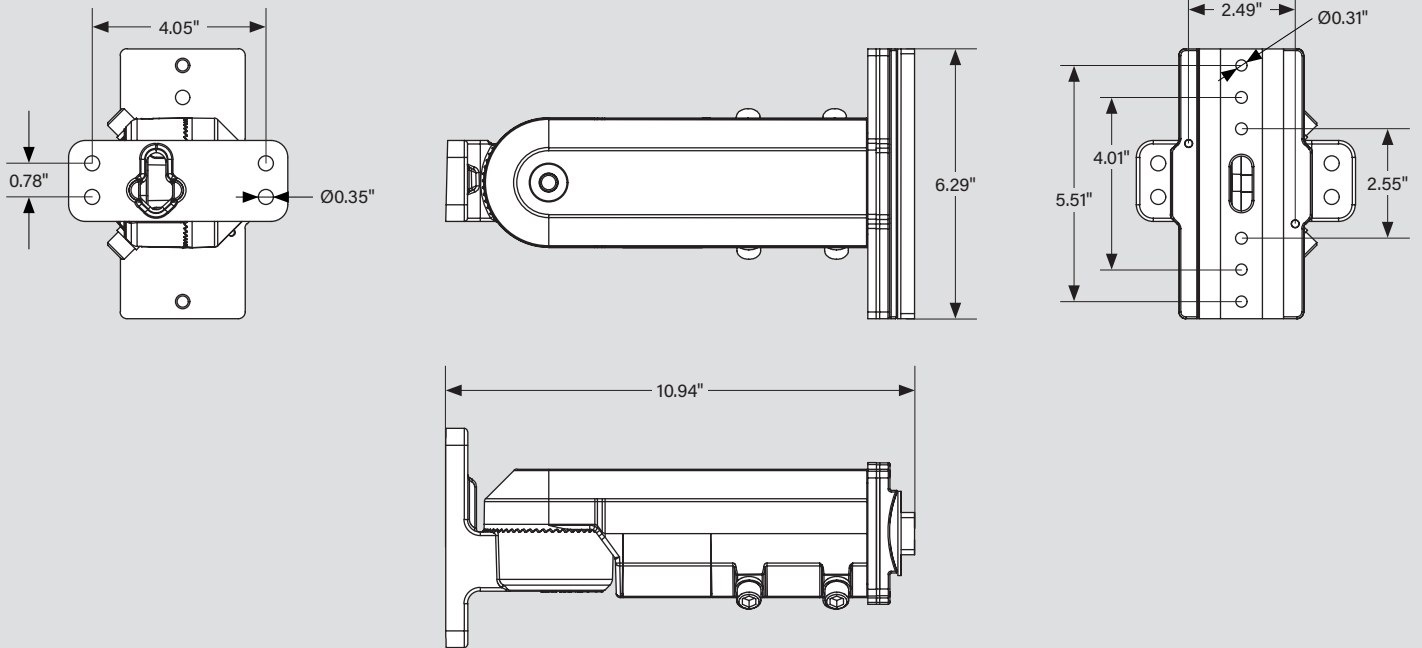


KT-ALEDXXX-X2-OSA-NM-8XX-VDIM/G2

LED AREA LIGHT FIXTURES

PHYSICAL SPECIFICATIONS (continued)

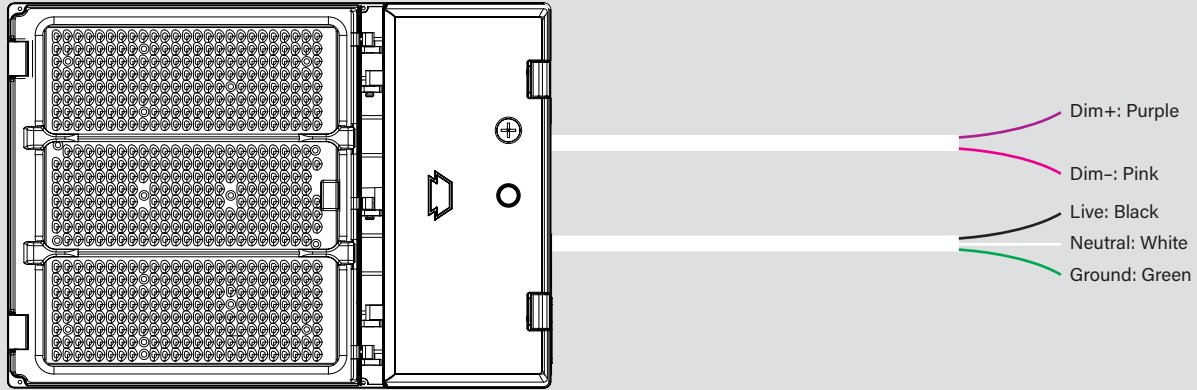
UNIVERSAL SLIPFITTER MOUNT



KT-ALEDXXX-X2-OSA-NM-8XX-VDIM/G2

LED AREA LIGHT FIXTURES

WIRING DIAGRAM



LIGHT DISTRIBUTION PATTERN

Pole mount view from above. Each square is 10 ft x 10 ft

KT-ALED70-S2-OSA-NM-8XX-VDIM/G2

Pole mounted at 20 ft

KT-ALED100-S2-OSA-NM-850-VDIM/G2

Pole mounted at 20 ft

KT-ALED140-M2-OSA-NM-8XX-VDIM/G2


Pole mounted at 30 ft

KT-ALED210-L2-OSA-NM-8XX-VDIM/G2

Pole mounted at 30 ft

KT-ALED290-L2-OSA-NM-8XX-VDIM/G2

Pole mounted at 35 ft

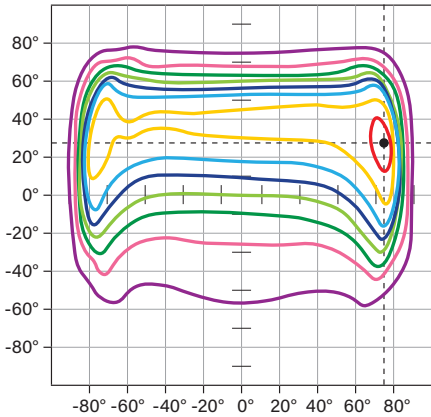


KT-ALEDXXX-X2-OSA-NM-8XX-VDIM/G2

LED AREA LIGHT FIXTURES

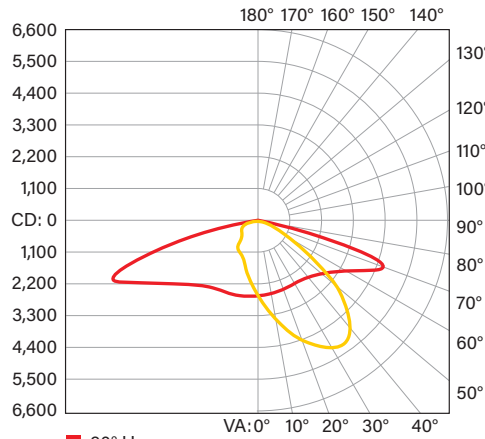
PHOTOMETRIC SPECIFICATIONS KT-ALED70-S2-OSA-NM-8XX-VDIM/G2 (TYPE II [2])

ISOCANDELA PLOT



- Cd: 5,859, 90%
 - Cd: 4,883, 75%
 - Cd: 3,906, 60%
 - Cd: 3,255, 50%
 - Cd: 2,604, 40%
 - Cd: 1,953, 30%
 - Cd: 1,302, 20%
 - Cd: 651, 10%
- Point of Max Cd: 6,598.8

POLAR CANDELA DISTRIBUTION



- 90° H
- 0° H

ZONAL LUMEN SUMMARY

Zone	Lumens	% Luminaire
Forward Light	8,631.0 lm	74.4%
0°-30°	1,528.2 lm	13.2%
30°-60°	4,841.2 lm	41.7%
60°-80°	2,170.9 lm	18.7%
80°-90°	90.7 lm	0.8%
Back Light	2,972.8 lm	25.6%
0°-30°	743.3 lm	6.4%
30°-60°	1,371.3 lm	11.8%
60°-80°	804.2 lm	6.9%
80°-90°	54.0 lm	0.5%
Up Light	0.0 lm	0.0%
90°-180°	0.0 lm	0.0%
100°-180°	0.0 lm	0.0%

BUG* Rating

Asymmetrical Luminaire Types

Type I, II, III, IV	B2-U0-G2
---------------------	----------

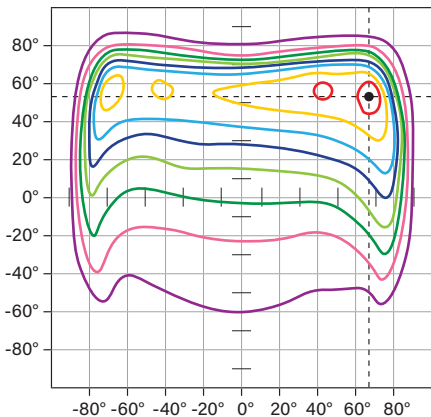
Quadrilateral Symmetrical Luminaire Types

Type V, Area Light	B2-U0-G2
--------------------	----------

* Backlight, Uplight, Glare

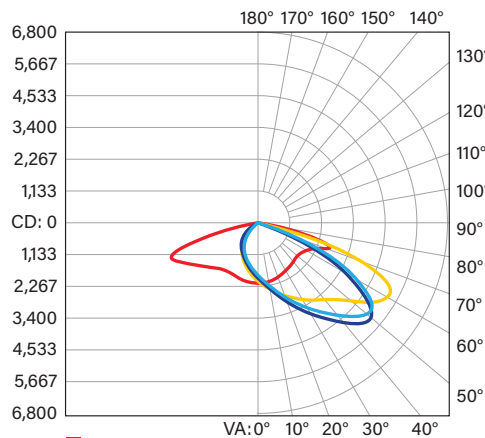
PHOTOMETRIC SPECIFICATIONS KT-ALED70-S2-OSA-NM-8XX-VDIM/G2 (TYPE III [3])

ISOCANDELA PLOT



- Cd: 5,941, 90%
 - Cd: 4,951, 75%
 - Cd: 3,961, 60%
 - Cd: 3,301, 50%
 - Cd: 2,641, 40%
 - Cd: 1,980, 30%
 - Cd: 1,320, 20%
 - Cd: 660, 10%
- Point of Max Cd: 6,723.8

POLAR CANDELA DISTRIBUTION



- 90° H
- 45° H
- 22.5° H
- 0° H

ZONAL LUMEN SUMMARY

Zone	Lumens	% Luminaire
Forward Light	8,814.5 lm	77.3%
0°-30°	1,114.5 lm	9.8%
30°-60°	4,505.5 lm	39.5%
60°-80°	3,031.3 lm	26.6%
80°-90°	163.2 lm	1.4%
Back Light	2,578.5 lm	22.7%
0°-30°	655.9 lm	5.8%
30°-60°	1,183.5 lm	10.4%
60°-80°	678.6 lm	6.0%
80°-90°	60.5 lm	0.5%
Up Light	0.0 lm	0.0%
90°-180°	0.0 lm	0.0%
100°-180°	0.0 lm	0.0%

BUG* Rating

Asymmetrical Luminaire Types

Type I, II, III, IV	B2-U0-G2
---------------------	----------

Quadrilateral Symmetrical Luminaire Types

Type V, Area Light	B2-U0-G2
--------------------	----------

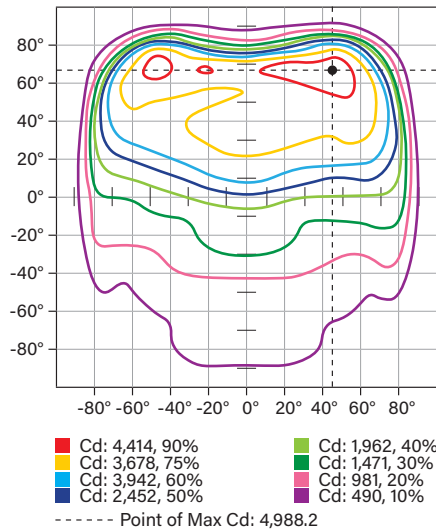
* Backlight, Uplight, Glare

KT-ALEDXXX-X2-OSA-NM-8XX-VDIM/G2

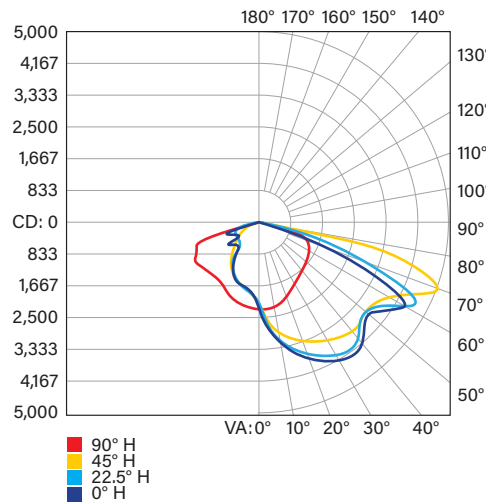
LED AREA LIGHT FIXTURES

PHOTOMETRIC SPECIFICATIONS KT-ALED70-S2-OSA-NM-8XX-VDIM/G2 (TYPE IV [4])

ISOCANDELA PLOT



POLAR CANDELA DISTRIBUTION



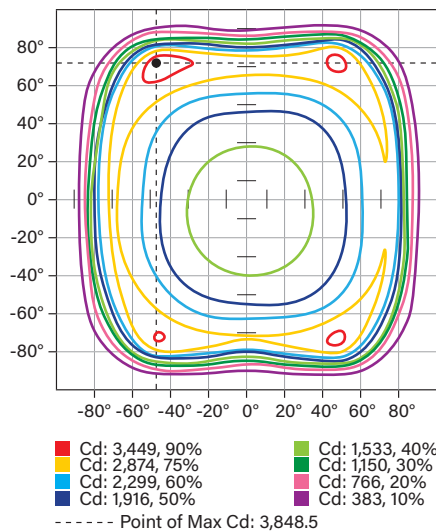
ZONAL LUMEN SUMMARY

Zone	Lumens	% Luminaire
Forward Light	8,537.3 lm	76.7%
0°-30°	1,293.9 lm	11.6%
30°-60°	4,005.4 lm	36.0%
60°-80°	3,081.7 lm	27.7%
80°-90°	156.3 lm	1.4%
Back Light	2,585.6 lm	23.3%
0°-30°	707.2 lm	6.4%
30°-60°	1,198.5 lm	10.8%
60°-80°	624.9 lm	5.6%
80°-90°	55.0 lm	0.5%
Up Light	0.0 lm	0.0%
90°-180°	0.0 lm	0.0%
100°-180°	0.0 lm	0.0%
BUG* Rating		
Asymmetrical Luminaire Types		
Type I, II, III, IV	B2-U0-G2	
Quadrilateral Symmetrical Luminaire Types		
Type V, Area Light	B2-U0-G2	

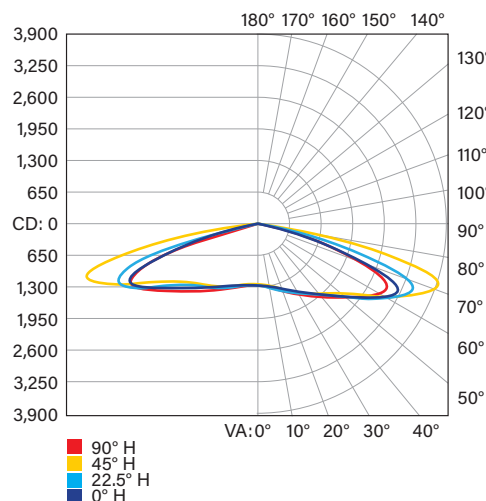
* Backlight, Uplight, Glare

PHOTOMETRIC SPECIFICATIONS KT-ALED70-S2-OSA-NM-8XX-VDIM/G2 (TYPE V [5])

ISOCANDELA PLOT



POLAR CANDELA DISTRIBUTION



ZONAL LUMEN SUMMARY

Zone	Lumens	% Luminaire
Forward Light	5,759.5 lm	51.3%
0°-30°	597.5 lm	5.3%
30°-60°	2,402.6 lm	21.4%
60°-80°	2,623.4 lm	23.4%
80°-90°	136.0 lm	1.2%
Back Light	5,454.3 lm	48.7%
0°-30°	569.5 lm	5.1%
30°-60°	2,229.9 lm	19.9%
60°-80°	2,519.0 lm	22.5%
80°-90°	135.9 lm	1.2%
Up Light	0.0 lm	0.0%
90°-180°	0.0 lm	0.0%
100°-180°	0.0 lm	0.0%
BUG* Rating		
Asymmetrical Luminaire Types		
Type I, II, III, IV	B4-U0-G2	
Quadrilateral Symmetrical Luminaire Types		
Type V, Area Light	B4-U0-G2	

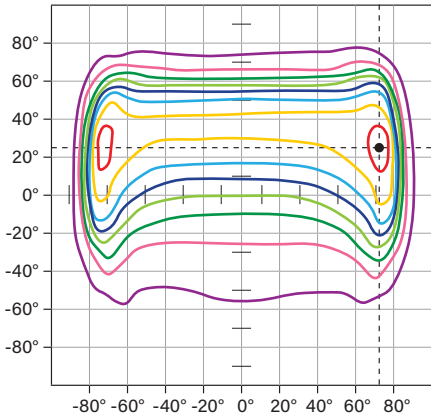
* Backlight, Uplight, Glare

KT-ALEDXXX-X2-OSA-NM-8XX-VDIM/G2

LED AREA LIGHT FIXTURES

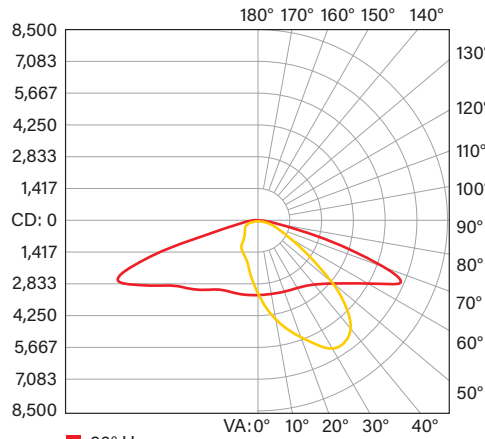
PHOTOMETRIC SPECIFICATIONS KT-ALED100-S2-OSA-NM-850-VDIM/G2 (TYPE II [2])

ISOCANDELA PLOT



- Cd: 7,582, 90%
 - Cd: 6,318, 75%
 - Cd: 5,054, 60%
 - Cd: 4,212, 50%
 - Cd: 3,370, 40%
 - Cd: 2,527, 30%
 - Cd: 1,685, 20%
 - Cd: 842, 10%
- Point of Max Cd: 8,442.4

POLAR CANDELA DISTRIBUTION



- 90° H
- 0° H

ZONAL LUMEN SUMMARY

Zone	Lumens	% Luminaire
Forward Light	11,051.3 lm	74.3%
0°-30°	1,989.6 lm	13.4%
30°-60°	6,249.7 lm	42.0%
60°-80°	2,704.0 lm	18.2%
80°-90°	108.0 lm	0.7%
Back Light	3,840.8 lm	25.9%
0°-30°	962.0 lm	6.5%
30°-60°	1,798.9 lm	12.1%
60°-80°	1,022.3 lm	6.9%
80°-90°	57.6 lm	0.4%
Up Light	0.0 lm	0.0%
90°-180°	0.0 lm	0.0%
100°-180°	0.0 lm	0.0%

BUG* Rating

Asymmetrical Luminaire Types

Type I, II, III, IV	B3-U0-G3
---------------------	----------

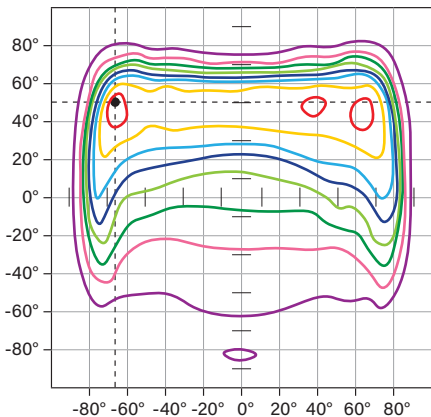
Quadrilateral Symmetrical Luminaire Types

Type V, Area Light	B3-U0-G3
--------------------	----------

* Backlight, Uplight, Glare

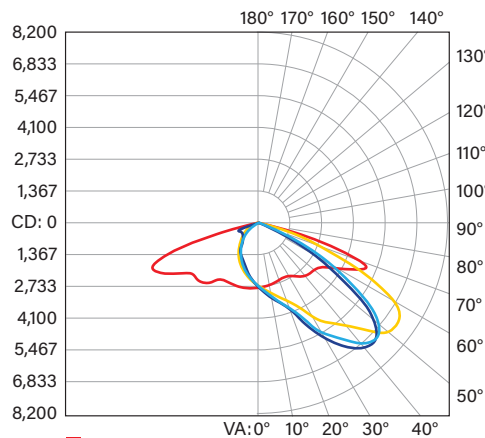
PHOTOMETRIC SPECIFICATIONS KT-ALED100-S2-OSA-NM-850-VDIM/G2 (TYPE III [3])

ISOCANDELA PLOT



- Cd: 7,276, 90%
 - Cd: 6,063, 75%
 - Cd: 4,850, 60%
 - Cd: 4,042, 50%
 - Cd: 3,234, 40%
 - Cd: 2,425, 30%
 - Cd: 1,617, 20%
 - Cd: 808, 10%
- Point of Max Cd: 8,195.1

POLAR CANDELA DISTRIBUTION



- 90° H
- 45° H
- 22.5° H
- 0° H

ZONAL LUMEN SUMMARY

Zone	Lumens	% Luminaire
Forward Light	11,290.3 lm	75.8%
0°-30°	1,501.0 lm	10.1%
30°-60°	6,451.6 lm	43.3%
60°-80°	3,218.1 lm	21.6%
80°-90°	119.6 lm	0.8%
Back Light	3,617.3 lm	24.3%
0°-30°	876.9 lm	5.9%
30°-60°	1,673.9 lm	11.2%
60°-80°	982.5 lm	6.6%
80°-90°	84.0 lm	0.6%
Up Light	0.0 lm	0.0%
90°-180°	0.0 lm	0.0%
100°-180°	0.0 lm	0.0%

BUG* Rating

Asymmetrical Luminaire Types

Type I, II, III, IV	B2-U0-G2
---------------------	----------

Quadrilateral Symmetrical Luminaire Types

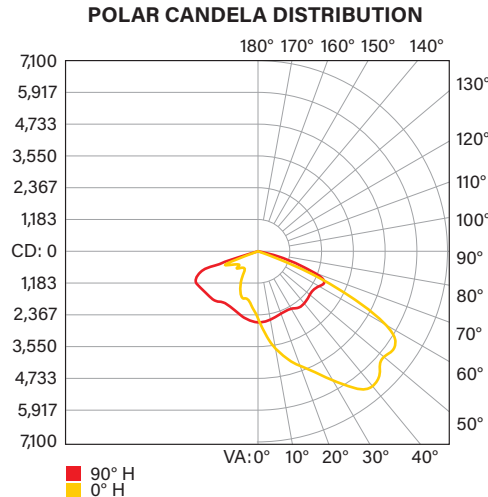
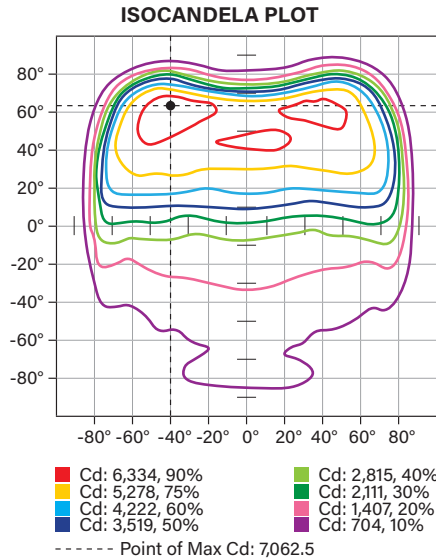
Type V, Area Light	B2-U0-G2
--------------------	----------

* Backlight, Uplight, Glare

KT-ALEDXXX-X2-OSA-NM-8XX-VDIM/G2

LED AREA LIGHT FIXTURES

PHOTOMETRIC SPECIFICATIONS KT-ALED100-S2-OSA-NM-850-VDIM/G2 (TYPE IV [4])



ZONAL LUMEN SUMMARY

Zone	Lumens	% Luminaire
Forward Light	11,639.0 lm	79.5%
0°-30°	1,592.4 lm	10.9%
30°-60°	6,163.4 lm	42.1%
60°-80°	3,761.3 lm	25.7%
80°-90°	121.9 lm	0.8%
Back Light	2,989.5 lm	20.5%
0°-30°	789.9 lm	5.4%
30°-60°	1,385.9 lm	9.5%
60°-80°	757.7 lm	5.2%
80°-90°	56.0 lm	0.4%
Up Light	0.0 lm	0.0%
90°-180°	0.0 lm	0.0%
100°-180°	0.0 lm	0.0%

BUG* Rating

Asymmetrical Luminaire Types

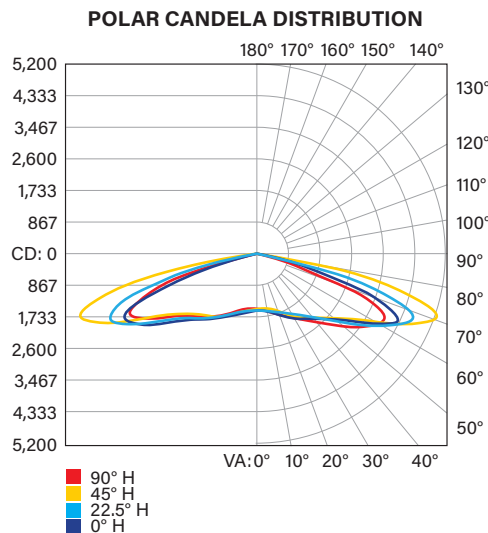
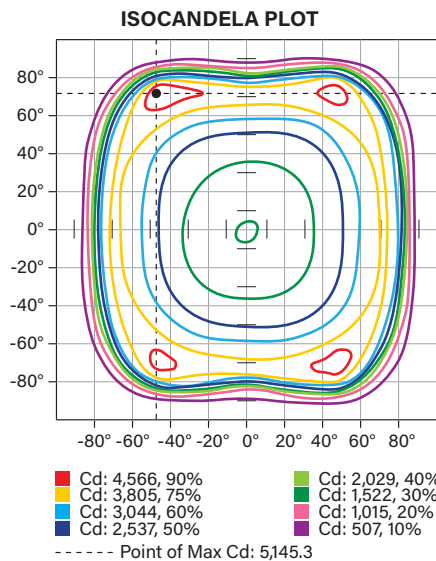
Type I, II, III, IV	B2-U0-G2
---------------------	----------

Quadrilateral Symmetrical Luminaire Types

Type V, Area Light	B2-U0-G2
--------------------	----------

* Backlight, Uplight, Glare

PHOTOMETRIC SPECIFICATIONS KT-ALED100-S2-OSA-NM-850-VDIM/G2 (TYPE V [5])



ZONAL LUMEN SUMMARY

Zone	Lumens	% Luminaire
Forward Light	7,298.7 lm	50.1%
0°-30°	738.6 lm	5.1%
30°-60°	3,057.8 lm	21.0%
60°-80°	3,364.7 lm	23.1%
80°-90°	137.6 lm	0.9%
Back Light	7,242.5 lm	49.8%
0°-30°	734.1 lm	5.0%
30°-60°	3,090.6 lm	21.3%
60°-80°	3,291.4 lm	22.6%
80°-90°	126.4 lm	0.9%
Up Light	0.0 lm	0.0%
90°-180°	0.0 lm	0.0%
100°-180°	0.0 lm	0.0%

BUG* Rating

Asymmetrical Luminaire Types

Type I, II, III, IV	B4-U0-G2
---------------------	----------

Quadrilateral Symmetrical Luminaire Types

Type V, Area Light	B4-U0-G2
--------------------	----------

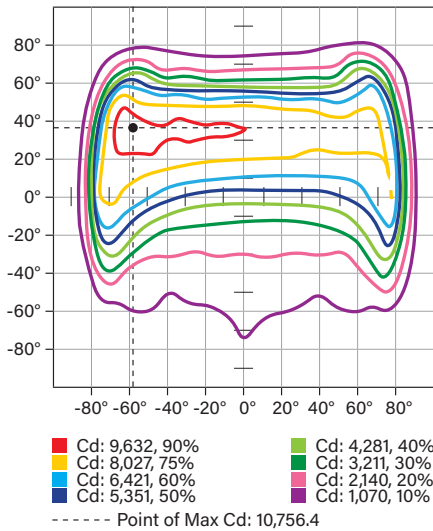
* Backlight, Uplight, Glare

KT-ALEDXXX-X2-OSA-NM-8XX-VDIM/G2

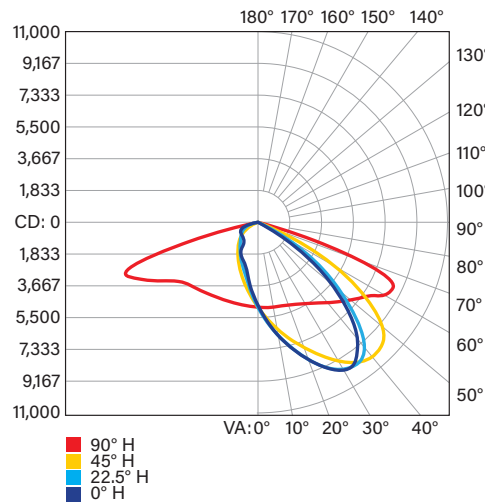
LED AREA LIGHT FIXTURES

PHOTOMETRIC SPECIFICATIONS KT-ALED140-M2-OSA-NM-8XX-VDIM/G2 (TYPE II [2])

ISOCANDELA PLOT



POLAR CANDELA DISTRIBUTION



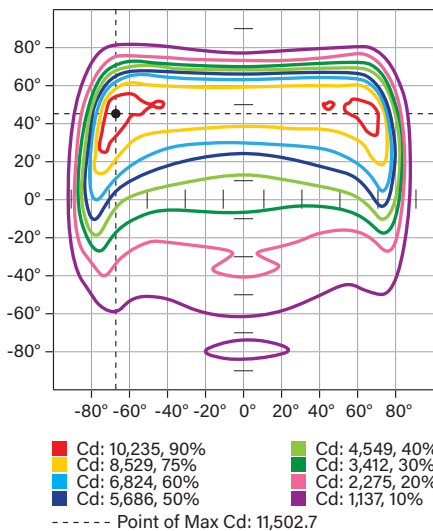
ZONAL LUMEN SUMMARY

Zone	Lumens	% Luminaire
Forward Light	15,251.3 lm	73.3%
0°-30°	2,958.1 lm	14.2%
30°-60°	8,725.7 lm	41.9%
60°-80°	3,426.5 lm	16.5%
80°-90°	141.0 lm	0.7%
Back Light	5,557.7 lm	26.7%
0°-30°	1,369.1 lm	6.6%
30°-60°	2,586.7 lm	12.4%
60°-80°	1,501.8 lm	7.2%
80°-90°	100.1 lm	0.5%
Up Light	0.0 lm	0.0%
90°-180°	0.0 lm	0.0%
100°-180°	0.0 lm	0.0%
BUG* Rating		
Asymmetrical Luminaire Types		
Type I, II, III, IV	B3-U0-G3	
Quadrilateral Symmetrical Luminaire Types		
Type V, Area Light	B3-U0-G3	

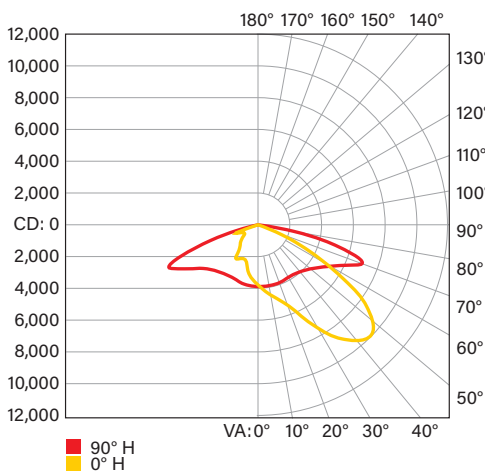
* Backlight, Uplight, Glare

PHOTOMETRIC SPECIFICATIONS KT-ALED140-M2-OSA-NM-8XX-VDIM/G2 (TYPE III [3])

ISOCANDELA PLOT



POLAR CANDELA DISTRIBUTION



ZONAL LUMEN SUMMARY

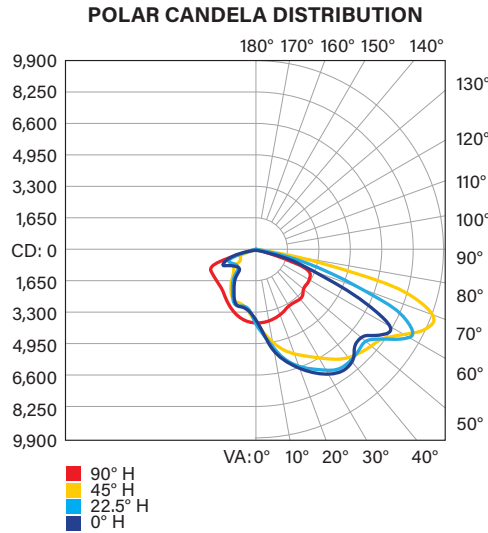
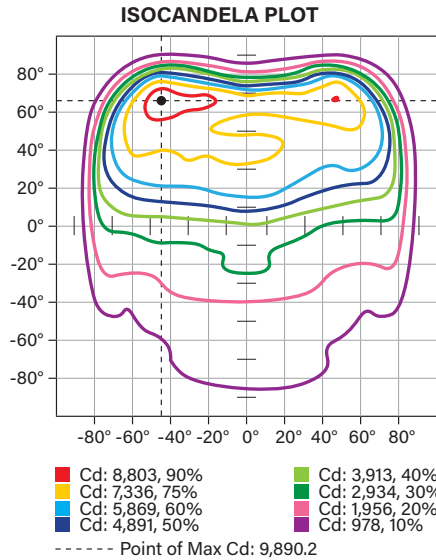
Zone	Lumens	% Luminaire
Forward Light	15,937.7 lm	77.0%
0°-30°	2,068.6 lm	10.0%
30°-60°	8,981.4 lm	43.4%
60°-80°	4,735.9 lm	22.9%
80°-90°	151.8 lm	0.7%
Back Light	4,775.5 lm	23.0%
0°-30°	1,212.3 lm	5.9%
30°-60°	2,223.2 lm	10.7%
60°-80°	1,249.3 lm	6.0%
80°-90°	90.7 lm	0.4%
Up Light	0.0 lm	0.0%
90°-180°	0.0 lm	0.0%
100°-180°	0.0 lm	0.0%
BUG* Rating		
Asymmetrical Luminaire Types		
Type I, II, III, IV	B3-U0-G3	
Quadrilateral Symmetrical Luminaire Types		
Type V, Area Light	B3-U0-G3	

* Backlight, Uplight, Glare

KT-ALEDXXX-X2-OSA-NM-8XX-VDIM/G2

LED AREA LIGHT FIXTURES

PHOTOMETRIC SPECIFICATIONS KT-ALED140-M2-OSA-NM-8XX-VDIM/G2 (TYPE IV [4])



ZONAL LUMEN SUMMARY

Zone	Lumens	% Luminaire
Forward Light	15,493.0 lm	76.7%
0°-30°	2,246.5 lm	11.1%
30°-60°	7,423.0 lm	36.8%
60°-80°	5,555.2 lm	27.5%
80°-90°	268.3 lm	1.3%
Back Light	4,672.5 lm	23.1%
0°-30°	1,255.3 lm	6.2%
30°-60°	2,161.4 lm	10.7%
60°-80°	1,157.6 lm	5.7%
80°-90°	98.2 lm	0.5%
Up Light	0.0 lm	0.0%
90°-180°	0.0 lm	0.0%
100°-180°	0.0 lm	0.0%

BUG* Rating

Asymmetrical Luminaire Types

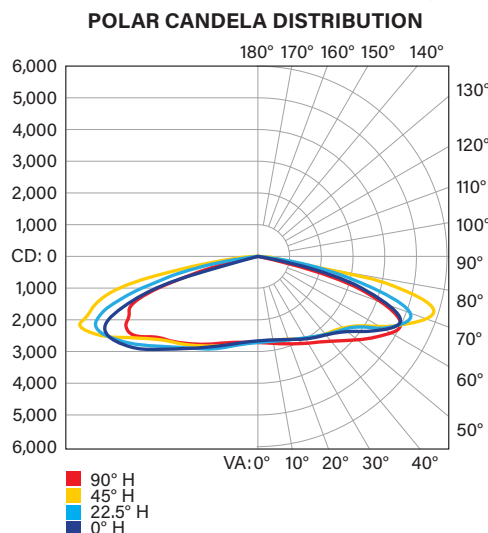
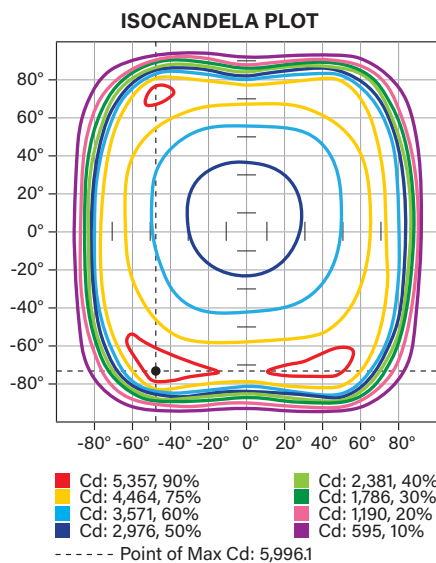
Type I, II, III, IV B3-U0-G3

Quadrilateral Symmetrical Luminaire Types

Type V, Area Light B3-U0-G3

* Backlight, Uplight, Glare

PHOTOMETRIC SPECIFICATIONS KT-ALED140-M2-OSA-NM-8XX-VDIM/G2 (TYPE V [5])



ZONAL LUMEN SUMMARY

Zone	Lumens	% Luminaire
Forward Light	9,755.3 lm	48.0%
0°-30°	1,170.8 lm	5.8%
30°-60°	4,050.3 lm	19.9%
60°-80°	4,230.7 lm	20.8%
80°-90°	303.5 lm	1.5%
Back Light	10,567.8 lm	52.0%
0°-30°	1,239.3 lm	6.1%
30°-60°	4,548.5 lm	22.4%
60°-80°	4,477.3 lm	22.0%
80°-90°	302.7 lm	1.5%
Up Light	0.0 lm	0.0%
90°-180°	0.0 lm	0.0%
100°-180°	0.0 lm	0.0%

BUG* Rating

Asymmetrical Luminaire Types

Type I, II, III, IV B4-U0-G3

Quadrilateral Symmetrical Luminaire Types

Type V, Area Light B4-U0-G3

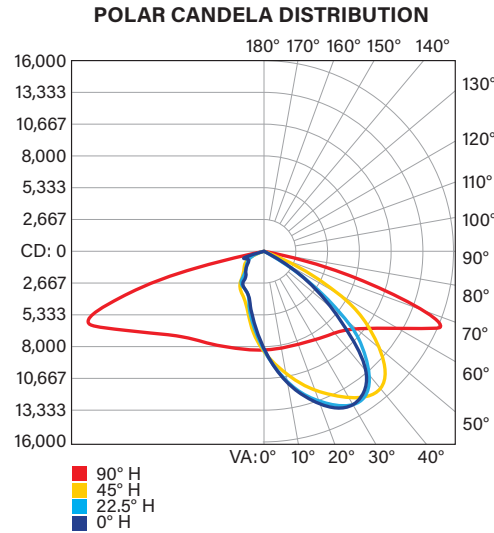
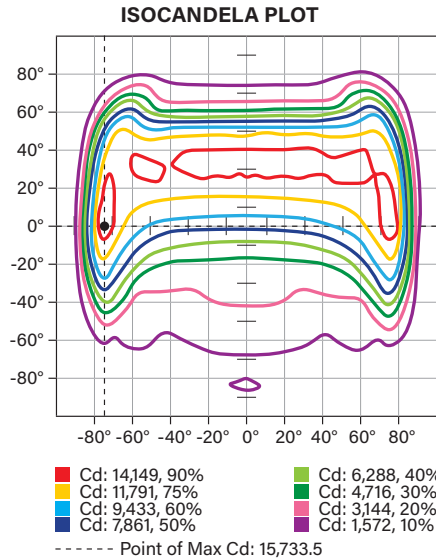
* Backlight, Uplight, Glare



KT-ALEDXXX-X2-OSA-NM-8XX-VDIM/G2

LED AREA LIGHT FIXTURES

PHOTOMETRIC SPECIFICATIONS KT-ALED210-L2-OSA-NM-850-VDIM/G2 (TYPE II [2])



ZONAL LUMEN SUMMARY

Zone	Lumens	% Luminaire
Forward Light	23,853.1 lm	71.3%
0°-30°	4,837.4 lm	14.5%
30°-60°	13,483.5 lm	40.3%
60°-80°	5,350.7 lm	16.0%
80°-90°	181.5 lm	0.5%
Back Light	9,565.9 lm	28.7%
0°-30°	2,270.9 lm	6.8%
30°-60°	4,328.1 lm	13.0%
60°-80°	2,759.4 lm	8.3%
80°-90°	207.5 lm	0.6%
Up Light	0.0 lm	0.0%
90°-180°	0.0 lm	0.0%
100°-180°	0.0 lm	0.0%

BUG* Rating

Asymmetrical Luminaire Types

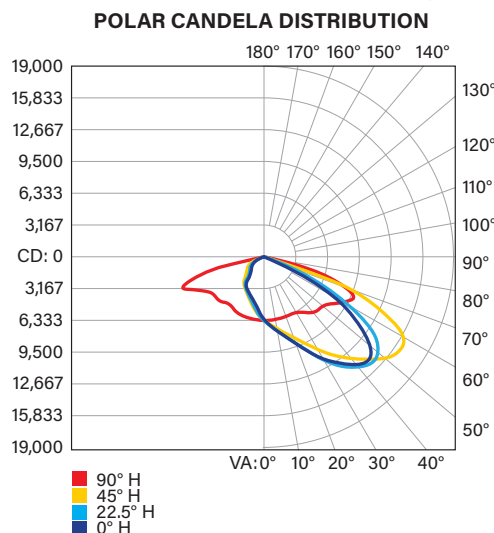
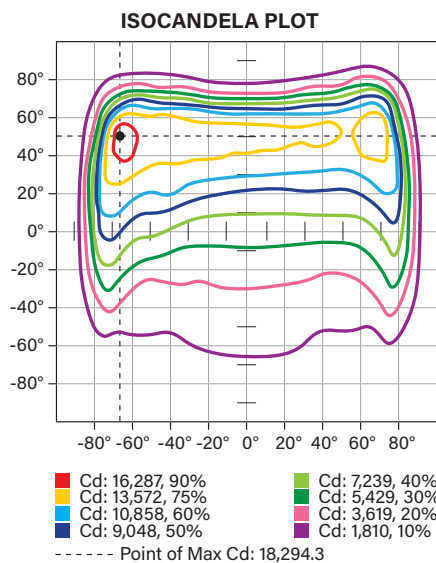
Type I, II, III, IV	B4-U0-G4
---------------------	----------

Quadrilateral Symmetrical Luminaire Types

Type V, Area Light	B4-U0-G4
--------------------	----------

* Backlight, Uplight, Glare

PHOTOMETRIC SPECIFICATIONS KT-ALED210-L2-OSA-NM-850-VDIM/G2 (TYPE III [3])



ZONAL LUMEN SUMMARY

Zone	Lumens	% Luminaire
Forward Light	25,067.8 lm	75.9%
0°-30°	3,433.4 lm	10.4%
30°-60°	13,574.5 lm	41.1%
60°-80°	7,676.4 lm	23.2%
80°-90°	383.5 lm	1.2%
Back Light	7,959.7 lm	24.1%
0°-30°	2,010.3 lm	6.1%
30°-60°	3,746.0 lm	11.3%
60°-80°	1,998.7 lm	6.1%
80°-90°	204.7 lm	0.6%
Up Light	0.0 lm	0.0%
90°-180°	0.0 lm	0.0%
100°-180°	0.0 lm	0.0%

BUG* Rating

Asymmetrical Luminaire Types

Type I, II, III, IV	B3-U0-G4
---------------------	----------

Quadrilateral Symmetrical Luminaire Types

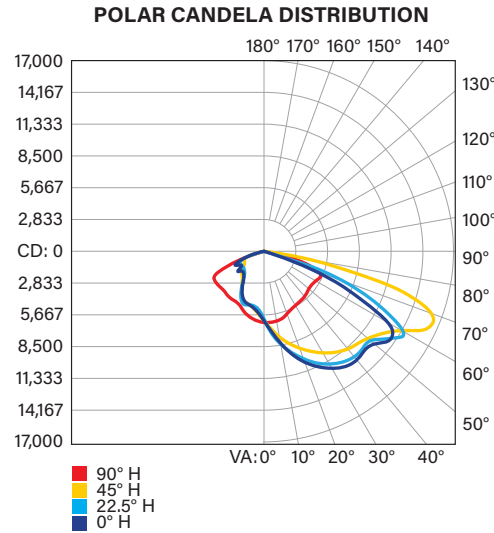
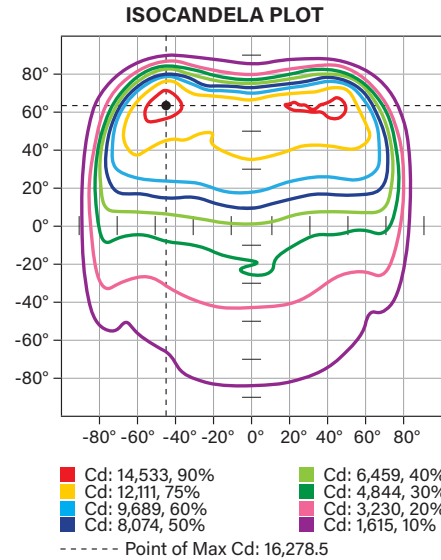
Type V, Area Light	B3-U0-G4
--------------------	----------

* Backlight, Uplight, Glare

KT-ALEDXXX-X2-OSA-NM-8XX-VDIM/G2

LED AREA LIGHT FIXTURES

PHOTOMETRIC SPECIFICATIONS KT-ALED210-L2-OSA-NM-850-VDIM/G2 (TYPE IV [4])



ZONAL LUMEN SUMMARY

Zone	Lumens	% Luminaire
Forward Light	25,016.8 lm	75.9%
0°-30°	3,561.8 lm	10.8%
30°-60°	12,502.3 lm	37.9%
60°-80°	8,617.6 lm	26.2%
80°-90°	335.1 lm	1.0%
Back Light	7,929.7 lm	24.1%
0°-30°	2,098.4 lm	6.4%
30°-60°	3,778.3 lm	11.5%
60°-80°	1,912.4 lm	5.8%
80°-90°	140.6 lm	0.4%
Up Light	0.0 lm	0.0%
90°-180°	0.0 lm	0.0%
100°-180°	0.0 lm	0.0%

BUG* Rating

Asymmetrical Luminaire Types

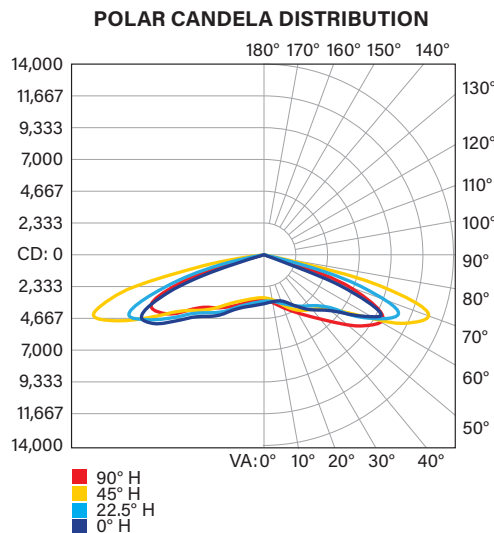
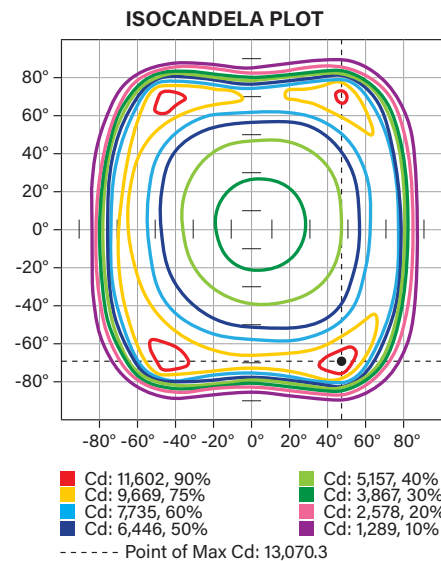
Type I, II, III, IV | B3-U0-G4

Quadrilateral Symmetrical Luminaire Types

Type V, Area Light | B3-U0-G4

* Backlight, Uplight, Glare

PHOTOMETRIC SPECIFICATIONS KT-ALED210-L2-OSA-NM-850-VDIM/G2 (TYPE V [5])



ZONAL LUMEN SUMMARY

Zone	Lumens	% Luminaire
Forward Light	16,192.4 lm	48.4%
0°-30°	1,595.3 lm	4.8%
30°-60°	7,059.9 lm	21.1%
60°-80°	7,312.8 lm	21.8%
80°-90°	224.4 lm	0.7%
Back Light	17,294.1 lm	51.7%
0°-30°	1,671.0 lm	5.0%
30°-60°	7,811.6 lm	23.3%
60°-80°	7,585.8 lm	22.7%
80°-90°	225.7 lm	0.7%
Up Light	0.0 lm	0.0%
90°-180°	0.0 lm	0.0%
100°-180°	0.0 lm	0.0%

BUG* Rating

Asymmetrical Luminaire Types

Type I, II, III, IV | B5-U0-G4

Quadrilateral Symmetrical Luminaire Types

Type V, Area Light | B5-U0-G4

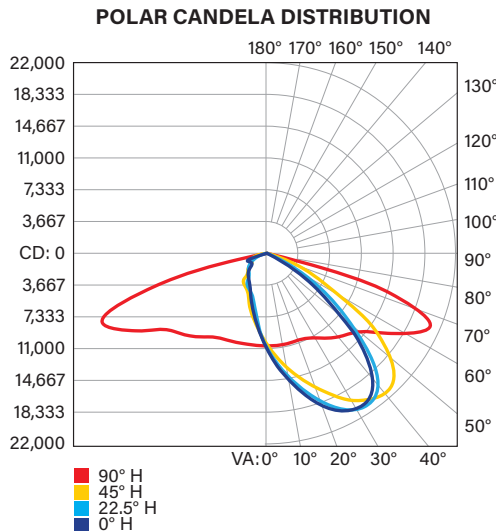
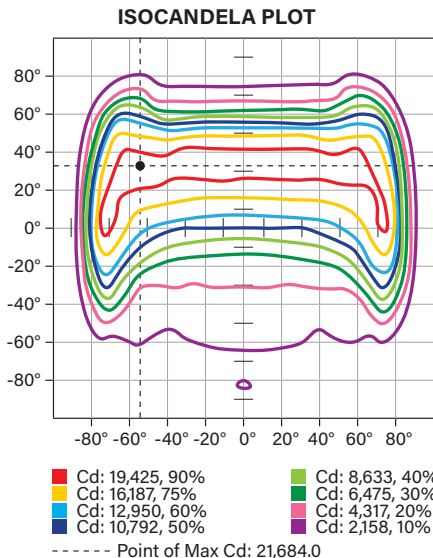
* Backlight, Uplight, Glare



KT-ALEDXXX-X2-OSA-NM-8XX-VDIM/G2

LED AREA LIGHT FIXTURES

PHOTOMETRIC SPECIFICATIONS KT-ALED290-L2-OSA-NM-850-VDIM/G2 (TYPE II [2])

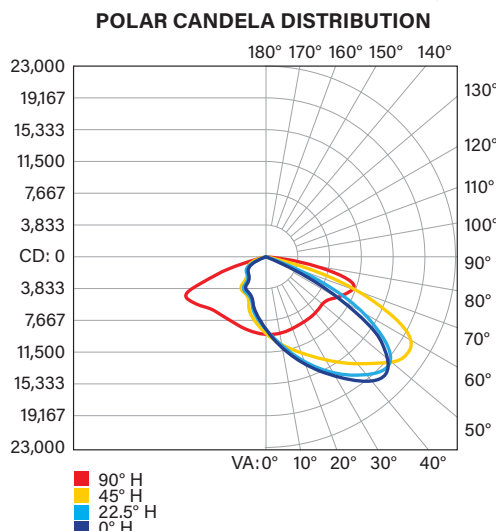
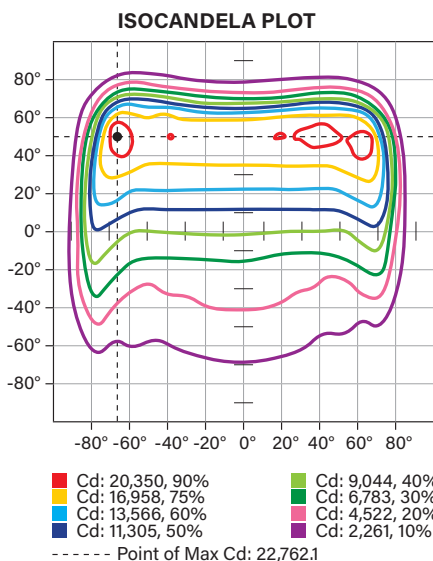


ZONAL LUMEN SUMMARY

Zone	Lumens	% Luminaire
Forward Light	33,069.0 lm	73.2%
0°-30°	6,465.6 lm	14.3%
30°-60°	18,959.8 lm	42.0%
60°-80°	7,327.5 lm	16.2%
80°-90°	316.1 lm	0.7%
Back Light	12,098.9 lm	26.8%
0°-30°	2,856.0 lm	6.3%
30°-60°	5,543.8 lm	12.3%
60°-80°	3,463.6 lm	7.7%
80°-90°	235.5 lm	0.5%
Up Light	0.0 lm	0.0%
90°-180°	0.0 lm	0.0%
100°-180°	0.0 lm	0.0%
BUG* Rating		
Asymmetrical Luminaire Types		
Type I, II, III, IV	B4-U0-G4	
Quadrilateral Symmetrical Luminaire Types		
Type V, Area Light	B4-U0-G4	

* Backlight, Uplight, Glare

PHOTOMETRIC SPECIFICATIONS KT-ALED290-L2-OSA-NM-850-VDIM/G2 (TYPE III [3])



ZONAL LUMEN SUMMARY

Zone	Lumens	% Luminaire
Forward Light	33,633.0 lm	75.5%
0°-30°	5,017.9 lm	11.3%
30°-60°	18,629.8 lm	41.8%
60°-80°	9,683.2 lm	21.7%
80°-90°	302.1 lm	0.7%
Back Light	10,916.5 lm	24.5%
0°-30°	2,912.2 lm	6.5%
30°-60°	5,209.0 lm	11.7%
60°-80°	2,532.9 lm	5.7%
80°-90°	262.4 lm	0.6%
Up Light	0.0 lm	0.0%
90°-180°	0.0 lm	0.0%
100°-180°	0.0 lm	0.0%
BUG* Rating		
Asymmetrical Luminaire Types		
Type I, II, III, IV	B4-U0-G4	
Quadrilateral Symmetrical Luminaire Types		
Type V, Area Light	B4-U0-G4	

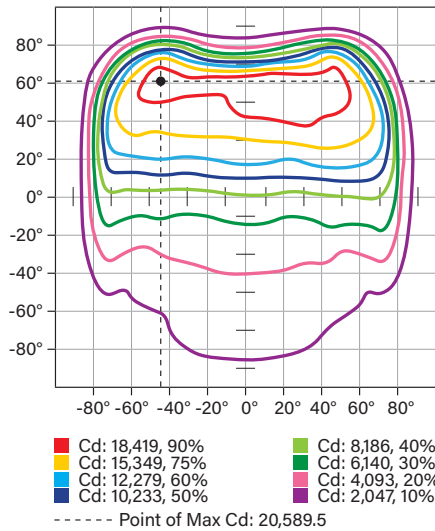
* Backlight, Uplight, Glare

KT-ALEDXXX-X2-OSA-NM-8XX-VDIM/G2

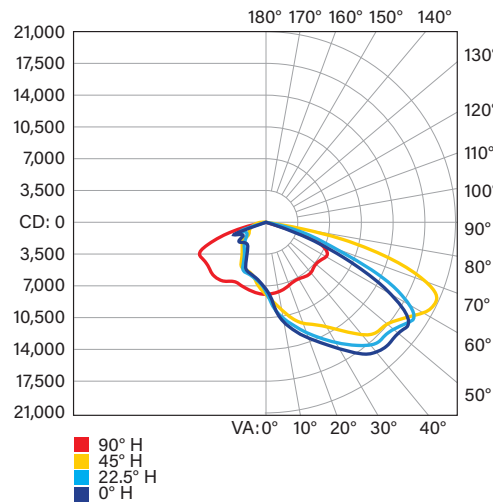
LED AREA LIGHT FIXTURES

PHOTOMETRIC SPECIFICATIONS KT-ALED290-L2-OSA-NM-850-VDIM/G2 (TYPE IV [4])

ISOCANDELA PLOT



POLAR CANDELA DISTRIBUTION



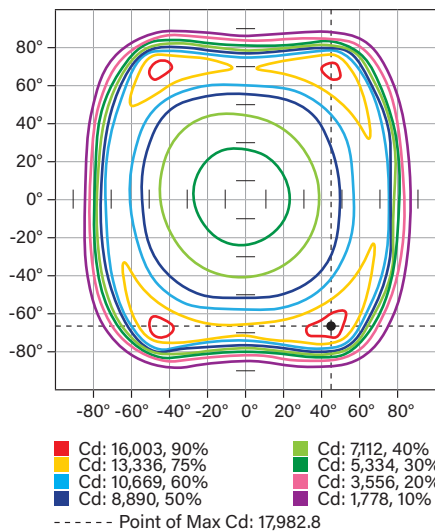
ZONAL LUMEN SUMMARY

Zone	Lumens	% Luminaire
Forward Light	34,442.3 lm	77.1%
0°-30°	4,698.0 lm	10.5%
30°-60°	18,159.3 lm	40.7%
60°-80°	11,082.0 lm	24.8%
80°-90°	503.0 lm	1.1%
Back Light	10,157.3 lm	22.8%
0°-30°	2,588.5 lm	5.8%
30°-60°	4,852.3 lm	10.9%
60°-80°	2,527.1 lm	5.7%
80°-90°	189.4 lm	0.4%
Up Light	0.0 lm	0.0%
90°-180°	0.0 lm	0.0%
100°-180°	0.0 lm	0.0%
BUG* Rating		
Asymmetrical Luminaire Types		
Type I, II, III, IV	B4-U0-G4	
Quadrilateral Symmetrical Luminaire Types		
Type V, Area Light	B4-U0-G4	

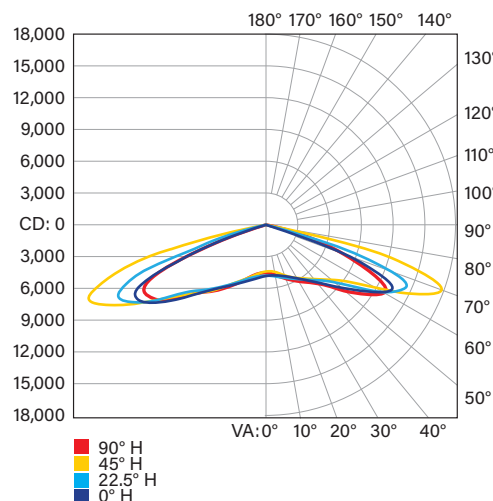
* Backlight, Uplight, Glare

PHOTOMETRIC SPECIFICATIONS KT-ALED290-L2-OSA-NM-850-VDIM/G2 (TYPE V [5])

ISOCANDELA PLOT



POLAR CANDELA DISTRIBUTION



ZONAL LUMEN SUMMARY

Zone	Lumens	% Luminaire
Forward Light	22,500.0 lm	49.6%
0°-30°	2,168.1 lm	4.8%
30°-60°	9,929.7 lm	21.9%
60°-80°	10,073.9 lm	22.2%
80°-90°	328.3 lm	0.7%
Back Light	22,869.2 lm	50.5%
0°-30°	2,247.9 lm	5.0%
30°-60°	10,748.8 lm	23.7%
60°-80°	9,651.9 lm	21.3%
80°-90°	220.6 lm	0.5%
Up Light	0.0 lm	0.0%
90°-180°	0.0 lm	0.0%
100°-180°	0.0 lm	0.0%
BUG* Rating		
Asymmetrical Luminaire Types		
Type I, II, III, IV	B5-U0-G4	
Quadrilateral Symmetrical Luminaire Types		
Type V, Area Light	B5-U0-G4	

* Backlight, Uplight, Glare



KT-ALEDXXX-X2-OSA-NM-8XX-VDIM/G2

LED AREA LIGHT FIXTURES

EPA SPECIFICATIONS

SMALL, MEDIUM, AND LARGE SIZE FIXTURE HOUSINGS

Conditions: Horizontal winds only for calculations. Worst case total projected area used for calculations. All drag coefficients are set as worst case 1.2. For details on exact EPA calculations and assumptions, please contact productsupport@keystonetech.com

EPA Calcs (1.2*ft^2 View)		Single Fixture	2 Fixtures at 90°	2 Fixtures at 180°	3 Fixtures at 90°	3 Fixtures at 120°	4 Fixtures at 90°	2 Fixtures Side-by-Side	3 Fixtures Side-by-Side	4 Fixtures Side-by-Side
Mounting Application	Fixture Position (Size)									
	Adjustable Pole Mount									
	Horizontal (S)	0.50 sq. ft.	0.73 sq. ft.	1.00 sq. ft.	1.17 sq. ft.	1.21 sq. ft.	1.17 sq. ft.	0.56 sq. ft.	0.85 sq. ft.	1.13 sq. ft.
	Horizontal (M)	0.50 sq. ft.	0.78 sq. ft.	1.01 sq. ft.	1.19 sq. ft.	1.28 sq. ft.	1.19 sq. ft.	0.74 sq. ft.	1.11 sq. ft.	1.48 sq. ft.
	Horizontal (L)	0.62 sq. ft.	0.90 sq. ft.	1.24 sq. ft.	1.42 sq. ft.	1.48 sq. ft.	1.42 sq. ft.	0.74 sq. ft.	1.11 sq. ft.	1.48 sq. ft.
	Adjustable Pole Mount									
	45° (S)	0.93 sq. ft.	1.41 sq. ft.	1.00 sq. ft.	1.89 sq. ft.	2.57 sq. ft.	1.89 sq. ft.	1.86 sq. ft.	2.78 sq. ft.	3.71 sq. ft.
	45° (M)	1.27 sq. ft.	1.73 sq. ft.	1.27 sq. ft.	2.20 sq. ft.	3.05 sq. ft.	2.20 sq. ft.	5.53 sq. ft.	3.80 sq. ft.	5.07 sq. ft.
	45° (L)	1.85 sq. ft.	2.43 sq. ft.	1.85 sq. ft.	3.01 sq. ft.	4.42 sq. ft.	3.01 sq. ft.	3.70 sq. ft.	5.55 sq. ft.	7.40 sq. ft.
	Slipfitter Mount									
	Horizontal (S)	0.48 sq. ft.	0.81 sq. ft.	0.96 sq. ft.	1.28 sq. ft.	1.31 sq. ft.	1.28 sq. ft.	0.69 sq. ft.	1.04 sq. ft.	1.38 sq. ft.
	Horizontal (M)	0.48 sq. ft.	0.87 sq. ft.	0.97 sq. ft.	1.30 sq. ft.	1.37 sq. ft.	1.30 sq. ft.	0.86 sq. ft.	1.30 sq. ft.	1.73 sq. ft.
	Horizontal (L)	0.60 sq. ft.	0.98 sq. ft.	1.20 sq. ft.	1.53 sq. ft.	1.57 sq. ft.	1.53 sq. ft.	0.86 sq. ft.	1.30 sq. ft.	1.73 sq. ft.
	Slipfitter Mount									
	45° (S)	1.00 sq. ft.	1.48 sq. ft.	1.00 sq. ft.	1.94 sq. ft.	2.63 sq. ft.	1.96 sq. ft.	2.00 sq. ft.	3.00 sq. ft.	4.00 sq. ft.
	45° (M)	1.34 sq. ft.	1.80 sq. ft.	1.34 sq. ft.	2.28 sq. ft.	3.06 sq. ft.	2.28 sq. ft.	2.67 sq. ft.	4.01 sq. ft.	5.35 sq. ft.
	45° (L)	1.92 sq. ft.	2.51 sq. ft.	1.92 sq. ft.	3.09 sq. ft.	4.39 sq. ft.	3.09 sq. ft.	3.84 sq. ft.	5.76 sq. ft.	7.68 sq. ft.
	Slipfitter Mount									
	Vertical (S)	1.32 sq. ft.	1.79 sq. ft.	1.32 sq. ft.	2.27 sq. ft.	2.70 sq. ft.	2.27 sq. ft.	2.64 sq. ft.	3.95 sq. ft.	5.27 sq. ft.
	Vertical (M)	1.76 sq. ft.	2.25 sq. ft.	1.76 sq. ft.	2.73 sq. ft.	2.94 sq. ft.	2.73 sq. ft.	3.53 sq. ft.	5.29 sq. ft.	7.06 sq. ft.
	Vertical (L)	2.59 sq. ft.	3.19 sq. ft.	2.59 sq. ft.	3.80 sq. ft.	4.07 sq. ft.	3.80 sq. ft.	5.18 sq. ft.	7.77 sq. ft.	10.35 sq. ft.



KT-ALEDXXX-X2-OSA-NM-8XX-VDIM/G2

LED AREA LIGHT FIXTURES

ACCESSORIES (SOLD SEPARATELY)

SENSORS/CONTROLLERS

Factory-Installable OR Field-Installable (field-installable purchased separately)

✓	SUFFIX*	CATALOG NUMBER	DESCRIPTION	UPC	EASY CODE
	/3PN	KT-TLP-UV-3PN	NEMA Type Twist-Lock 3-Pin Photocell 120-277V 1800VA Max Blue	843654131825	NQT-46
	/7PRS	KT-RSC-7PN	NEMA Type 7-Pin Receptacle	843654135205	BIZ-08
	/MW3	KTS-MW3-12V-PKO	12V Microwave Occupancy Sensor	843654130637	TRM-32
	/FC3**	KTSL-FC3-12V-PKO-PIR	Bluetooth mesh wireless screw-in LED controller for SmartLoop system Integrated daylight sensor PIR motion sensor	843654138862	OCW-60
	/FC4	KTSL-FC4-12V-PKO	Bluetooth mesh wireless screw-in low voltage fixture controller for SmartLoop system	843654149066	RUN-10



Twist-Lock Photocell
KT-TLP-UV-3PN



Twist-Lock Receptacle
KT-RSC-7PN



Microwave Occupancy Sensor
KTS-MW3-12V-PKO



SmartLoop PIR Motion Sensor**
KTSL-FC3-12V-PKO-PIR



SmartLoop Controller
KTSL-FC4-12V-PKO

* For factory installation of accessory, add suffix to fixture part number (see ordering examples and instructions on last page of spec sheet).
 ** When installing on Keystone area lights, use small thin gasket provided with the sensor to ensure proper electrical connection and a water-tight seal. Hand tighten only. (Do NOT use the larger thick gasket. Sensor will not make electrical contact with thick gasket.) PIR sensors may not always perform reliably in typical outdoor environments. Ensure sensors are used and commissioned with this in mind. Consult Keystone for further information on the matter. When using KTSL-FC3-12V-PKO-PIR in applications with photosensor control for dusk to dawn, use 3-pin twist-lock photocells (KT-TLP-UV-3P) for optimal functionality.

Field-Installable / Field-Use ONLY (purchased separately)

CATALOG NUMBER	DESCRIPTION	UPC	EASY CODE
KTS-MW3-REMOTECONTROL	Remote control for KTS-MW3-12V-XX sensors Sets and adjusts all sensor performance parameters	843654132020	XSR-61



Remote Control
KTS-MW3-REMOTECONTROL

(Accessories continued on next page)

KT-ALEDXXX-X2-OSA-NM-8XX-VDIM/G2

LED AREA LIGHT FIXTURES

ACCESSORIES (SOLD SEPARATELY) (continued)

MOUNTS/BRACKETS

Field-Installable / Field-Use ONLY (purchased separately)

CATALOG NUMBER	DESCRIPTION	HOUSING COLOR	UPC	EASY CODE
KT-ALED-GS-S2-KIT	Reversible glare shield Small size	Bronze	843654153780	PME-57
KT-ALED-GS-M2-KIT	Reversible glare shield Medium size	Bronze	843654153797	HEM-55
KT-ALED-GS-L2-KIT	Reversible glare shield Large size	Bronze	843654153810	RDW-18
KT-ALED-GS-S2-R-KIT	Right-side mounted glare shield Small size	Bronze	843654163918	YRJ-64
KT-ALED-GS-S2-L-KIT	Left-side mounted glare shield Small size	Bronze	843654163925	BRZ-54
KT-ALED-GS-M2-R-KIT	Right-side mounted glare shield Medium size	Bronze	843654163895	OYO-78
KT-ALED-GS-M2-L-KIT	Left-side mounted glare shield Medium size	Bronze	843654163901	GLB-48
KT-ALED-GS-L2-R-KIT	Right-side mounted glare shield Large size	Bronze	843654163871	KAV-10
KT-ALED-GS-L2-L-KIT	Left-side mounted glare shield Large size	Bronze	843654163888	PND-07
KT-ALED-USF-1-KIT	Universal slipfitter mount Suitable for 2 3/8" tenon, square or round poles	Bronze	843654173740	PAS-59
KT-ALED-PMA-1-KIT	Adjustable pole mount kit Suitable for round or square poles	Bronze	843654131634	DAQ-87
KT-ALED-PM-1-KIT	Fixed pole mount kit Suitable for round or square poles	Bronze	843654131627	QVG-29
KT-ALED-TM-1-KIT	Trunnion mount kit	Bronze	843654131658	GTH-37
KT-ALED-WM-1-KIT	Wall mount kit	Bronze	843654158952	QCV-37



Note: Wall mount adaptor must be used with adjustable or fixed pole mounts

(Accessories continued on next page)

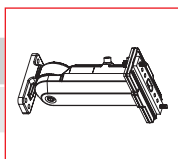
KT-ALEDXXX-X2-OSA-NM-8XX-VDIM/G2
LED AREA LIGHT FIXTURES

ACCESSORIES (SOLD SEPARATELY) (continued)

Universal Slipfitter Mount

Fits 2 3/8" tenon OR square pole OR round pole

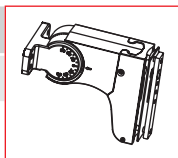
Catalog Number	UPC	Easy Code
KT-ALED-USF-1-KIT	843654173740	PAS-59



Adjustable Pole Mount

For round OR square pole

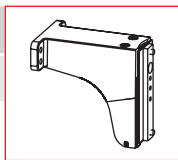
Catalog Number	UPC	Easy Code
KT-ALED-PMA-1-KIT	843654131634	DAQ-87



Fixed Pole Mount

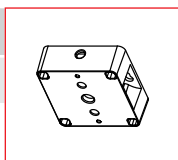
For round OR square pole

Catalog Number	UPC	Easy Code
KT-ALED-PM-1-KIT	843654131627	QVG-29



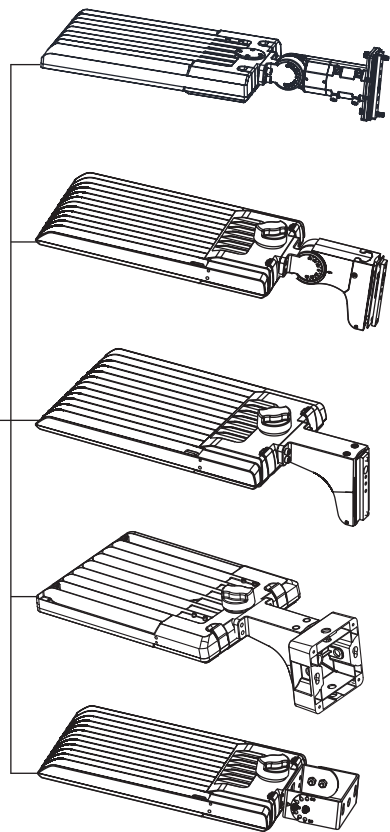
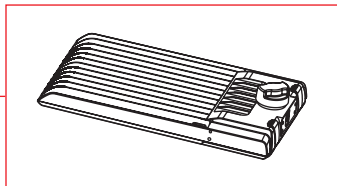
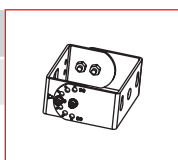
Wall Mount

Catalog Number	UPC	Easy Code
KT-ALED-WM-1-KIT	843654158952	QCV-37



Trunnion Mount

Catalog Number	UPC	Easy Code
KT-ALED-TM-1-KIT	843654131658	GTH-37



Note: Wall mount adaptor must be used with adjustable or fixed pole mounts
Note: For other finishes, contact Keystone

(Accessories continued on next page)



KT-ALEDXXX-X2-OSA-NM-8XX-VDIM/G2

LED AREA LIGHT FIXTURES

ACCESSORIES (SOLD SEPARATELY) (continued)

LENSES/REFLECTORS

Field-Installable / Field-Use ONLY (purchased separately)

CATALOG NUMBER	DESCRIPTION	UPC	EASY CODE
KT-ALED-LENS-S2-2-KIT	Type II optics lens Used on Series 2 area lights Small size	843654154008	DGC-35
KT-ALED-LENS-S2-4-KT	Type IV optics lens Used on Series 2 area lights Small size	843654154022	LKK-25
KT-ALED-LENS-M2-2-KIT	Type II optics lens Used on Series 2 area lights Medium size	843654153926	UDR-71
KT-ALED-LENS-M2-4-KIT	Type IV optics lens Used on Series 2 area lights Medium size	843654153964	PNA-91
KT-ALED-LENS-L2-2-KIT	Type II optics lens Used on Series 2 area lights Large size	843654153841	NFU-40
KT-ALED-LENS-L2-4-KIT	Type IV optics lens Used on Series 2 area lights Large size	843654153889	BSU-72





KT-ALEDXXX-X2-OSA-NM-8XX-VDIM/G2

LED AREA LIGHT FIXTURES

ORDERING INFORMATION

ORDER CODE	UPC	Easy Code	DLC PRODUCT ID
KT-ALED70-S2-OSA-NM-840-VDIM/G2	843654172828	ZGR-09	S-3LKGZ8
KT-ALED70-S2-OSA-NM-850-VDIM/G2	843654172835	VSW-16	S-Y9G3YR
KT-ALED100-S2-OSA-NM-850-VDIM/G2	843654172859	JPQ-55	TBD
KT-ALED140-M2-OSA-NM-840-VDIM/G2	843654172866	LWF-94	S-HYRMCX
KT-ALED140-M2-OSA-NM-850-VDIM/G2	843654172873	ZIN-03	S-BVF43N
KT-ALED210-L2-OSA-NM-850-VDIM/G2	843654172897	VND-66	S-NMXS5M
KT-ALED290-L2-OSA-NM-850-VDIM/G2	843654172910	AVY-26	S-FIDNHZ

CATALOG NUMBER BREAKDOWN

KT-ALEDXXX-X2-OSA-NM-8XX-VDIM/G2

1	2	3	4	5	6	7	8	9	10	11	12	13
---	---	---	---	---	---	---	---	---	----	----	----	----

1 Keystone Technologies	4 Wattage	5 Size / Shape	7 Optic Swap Designation	11 CCT
2 Area Light	70 70W	S Small	A Type III lens installed, Type V lens included	40 4000K
3 LED Technology	100 100W	M Medium		50 5000K
4 Wattage	140 140W	L Large		
5 Size / Shape	210 210W			
6 Style / Design Designation	290 290W			
7 Optic Swap				
8 Optic Swap Designation				
9 No Mounting				
10 80 CRI				
11 CCT				
12 0-10V Dimming				
13 Generation 2				

ORDERING EXAMPLES

FIXTURE WITH SINGLE FACTORY-INSTALLED ACCESSORY

KT-ALED70-S2-OSA-NM-850-VDIM/G2 /7PRS

FIXTURE WITH NO FACTORY-INSTALLED ACCESSORIES

KT-ALED70-S2-OSA-NM-850-VDIM/G2

KEYSTONE FIXTURE

CATALOG NUMBER

KT-ALED70-S2-OSA-NM-850-VDIM/G2

SENSORS

<input checked="" type="checkbox"/>	SUFFIX	CATALOG NUMBER
<input checked="" type="checkbox"/>	/7PRS	KT-RSC-7PN

* When ordering more than one factory-installed accessory, use multiple suffixes as shown in the ordering examples above.

Note: All accessories can also be ordered separately for field installation using just their regular Catalog Number, UPC, or Easy Code.