

# KT-ALEDXXXPS-VL2-OSA-NM-8CSB-VDIM/G2

## LED AREA LIGHT FIXTURE

**DESCRIPTION**

Power and Color Select Area Lights with OpticSwap | 120-277V Input  
Bronze Housing | Multiple mounting, Optics, and Control Options

**APPLICATION**

Pole-mount or structure-mount outdoor illumination needs  
(including parking lots, auto dealerships, pathways, roadways, recreational venues, and other general area lighting requirements)



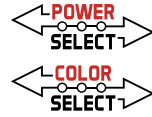
**PRODUCT FEATURES**

- Keystone Power Select technology (See *Performance Specifications* for details)
  - Keystone Color Select technology (3000/4000/5000K)
  - Innovative OpticSwap technology under door frame and latch design for quick, easy, tool-free lens change
  - Two lenses in the box: Type III installed, Type V included
  - Type II and Type IV lenses sold separately. See below for details
  - Heavy-duty, die-cast aluminum housing with ample heat sinking
  - Low-profile design delivers high-performance illumination and improves application site aesthetics
  - True U0 design eliminates undesirable sky glow
  - Integrated NEMA/ANSI C136.10 7-pin twist-lock receptacle with shorting cap. Compatible with KT-TLP-UV-3PN, 120-277V photocell (See *Accessories* section for details).
  - Five contractor-friendly mounting options available: universal slipfitter, trunnion, adjustable pole mount, fixed pole mount, and wall adaptor. Sold separately (see *Accessories* for details)
  - Keystone 0-10V dimming driver with 6kV surge protection. Additional 10kV included
  - Ambient operating temperature: -40°C/-40°F to 50°C/122°F
  - UL Certified; IP65 rated
  - Power factor: > 0.95
  - THD: < 20%
  - LED chip lifetime: L70 > 100,000 hrs @ 25°C/77°F ambient fixture temperature
  - Meets FCC Part 15, Part B, Class A standards for conducted and radiated emissions
- \*\* TAA options available. See *Ordering Information* below**

**PERFORMANCE SPECIFICATIONS DETAILED**

Catalog Number	Selectable Wattage	Selectable CCT	Lumens	Efficacy	Input Voltage	Dimming	CRI	Distribution Pattern*	Photocell Included	Housing Color**	Rated Life
KT-ALED420PS-VL2-OSA-NM-8CSB-VDIM/G2	420W	3000K	55,860	133 lm/W	120-277V	0-10V	>80	Type III Installed, Type V Included	No	Bronze	50,000 hrs
		4000K	60,950	145 lm/W							
		5000K	58,030	138 lm/W							
	340W	3000K	45,890	135 lm/W							
		4000K	49,940	147 lm/W							
		5000K	48,470	143 lm/W							
	290W	3000K	40,230	139 lm/W							
		4000K	43,440	150 lm/W							
		5000K	42,580	147 lm/W							
KT-ALED340PS-VL2-OSA-NM-8CSB-VDIM/G2	340W	3000K	45,950	135 lm/W							
		4000K	50,780	149 lm/W							
		5000K	49,480	146 lm/W							
	290W	3000K	40,350	139 lm/W							
		4000K	44,160	152 lm/W							
		5000K	43,160	149 lm/W							
	210W	3000K	30,780	147 lm/W							
		4000K	32,290	154 lm/W							
		5000K	32,760	156 lm/W							

\* For more information, see *Accessories* page below or contact Keystone with questions.  
 \*\* Fixtures (and mounts) with alternate housing colors are available and made to order. Extended lead times apply. Please see catalog number breakdown for full ordering code details.



# KT-ALEDXXXPS-VL2-OSA-NM-8CSB-VDIM/G2

## LED AREA LIGHT FIXTURE

### POWER SELECT (WATTAGE) AND COLOR SELECT (CCT) ADJUSTMENT

This fixture is equipped with field-adjustable Keystone Power Select and Color Select technology.

1. Turn off power to the fixture.
2. Remove the knockout (KO) on the left side of the fixture.
3. Adjust the wattage and CCT dip switches to desired settings.
4. Add the KO back to the fixture, and restore power.

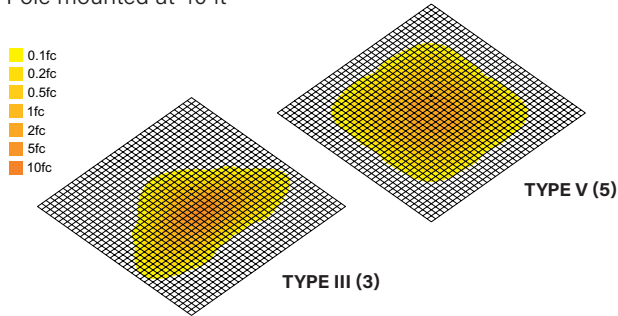


### LIGHT DISTRIBUTION PATTERN

Photometric layouts for general reference only. Each square is 10 ft x 10 ft

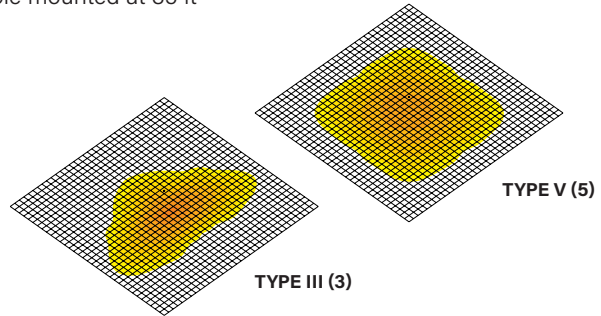
#### KT-ALED420PS-VL2-OSA-NM-8CSB-VDIM/G2

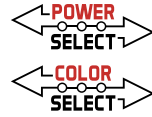
Pole mounted at 40 ft



#### KT-ALED340PS-VL2-OSA-NM-8CSB-VDIM/G2

Pole mounted at 35 ft

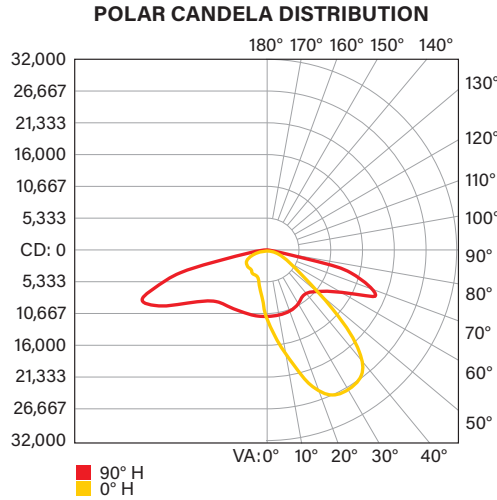
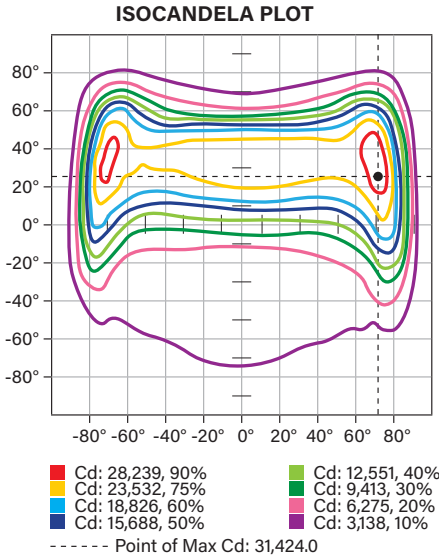




# KT-ALEDXXXPS-VL2-OSA-NM-8CSB-VDIM/G2

## LED AREA LIGHT FIXTURE

### PHOTOMETRIC SPECIFICATIONS KT-ALED420PS-VL2-OSA-NM-8CSB-VDIM/G2 (TYPE II [2])



**ZONAL LUMEN SUMMARY**

Zone	Lumens	% Luminaire
<b>Forward Light</b>	<b>42,128.2 lm</b>	<b>76.7%</b>
0°-30°	8017.5 lm	14.6%
30°-60°	22775.6 lm	41.5%
60°-80°	10708.9 lm	19.5%
80°-90°	626.2 lm	1.1%
<b>Back Light</b>	<b>12,782.3 lm</b>	<b>23.3%</b>
0°-30°	2776.9 lm	5.1%
30°-60°	5847.9 lm	10.6%
60°-80°	3839.5 lm	7.0%
80°-90°	318.0 lm	0.6%
<b>Up Light</b>	<b>0.0 lm</b>	<b>0.0%</b>
90°-180°	0.0 lm	0.0%
100°-180°	0.0 lm	0.0%

**BUG\* Rating**

**Asymmetrical Luminaire Types**

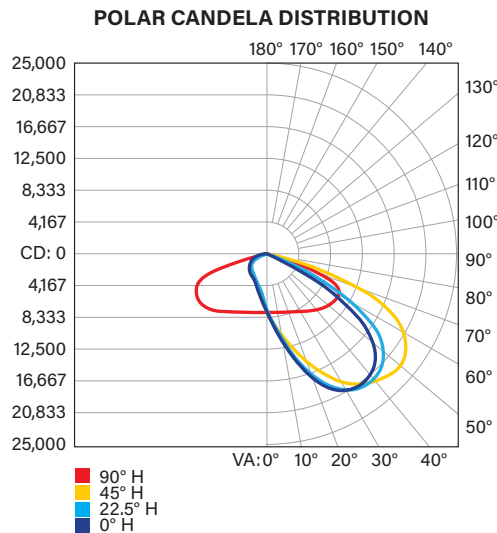
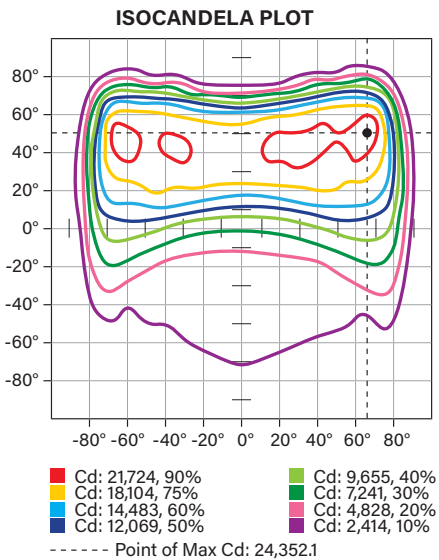
Type I, II, III, IV      B4-U0-G4

**Quadrilateral Symmetrical Luminaire Types**

Type V, Area Light      B4-U0-G4

\* Backlight, Uplight, Glare

### PHOTOMETRIC SPECIFICATIONS KT-ALED420PS-VL2-OSA-NM-8CSB-VDIM/G2 (TYPE III [3])



**ZONAL LUMEN SUMMARY**

Zone	Lumens	% Luminaire
<b>Forward Light</b>	<b>38,514.8 lm</b>	<b>80.7%</b>
0°-30°	5,758.5 lm	12.1%
30°-60°	21,503.9 lm	45.0%
60°-80°	10,737.3 lm	22.5%
80°-90°	515.1 lm	1.1%
<b>Back Light</b>	<b>9,260.8 lm</b>	<b>19.3%</b>
0°-30°	2,107.2 lm	4.4%
30°-60°	4,605.1 lm	9.6%
60°-80°	2,389.9 lm	5.0%
80°-90°	158.6 lm	0.3%
<b>Up Light</b>	<b>0.0 lm</b>	<b>0.0%</b>
90°-180°	0.0 lm	0.0%
100°-180°	0.0 lm	0.0%

**BUG\* Rating**

**Asymmetrical Luminaire Types**

Type I, II, III, IV      B3-U0-G4

**Quadrilateral Symmetrical Luminaire Types**

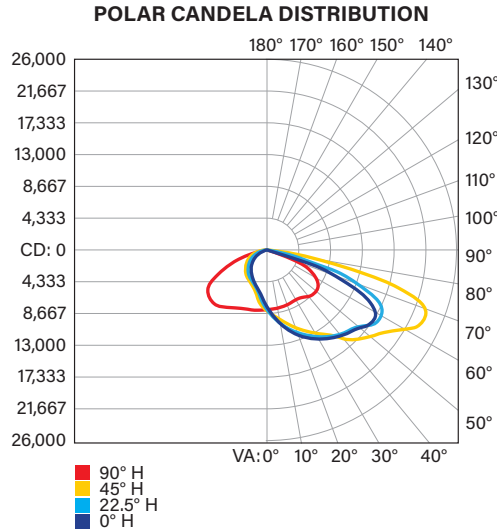
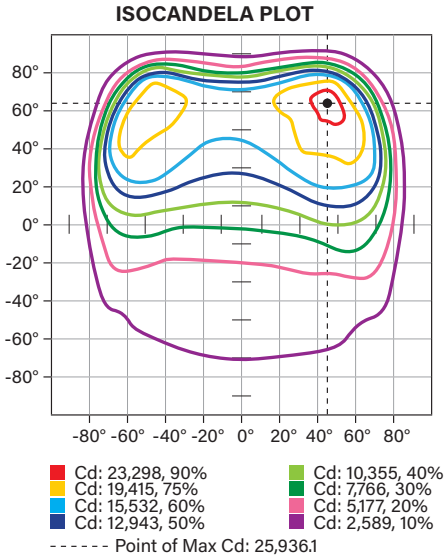
Type V, Area Light      B3-U0-G4

\* Backlight, Uplight, Glare

# KT-ALEDXXXPS-VL2-OSA-NM-8CSB-VDIM/G2

## LED AREA LIGHT FIXTURE

### PHOTOMETRIC SPECIFICATIONS KT-ALED420PS-VL2-OSA-NM-8CSB-VDIM/G2 (TYPE IV [4])

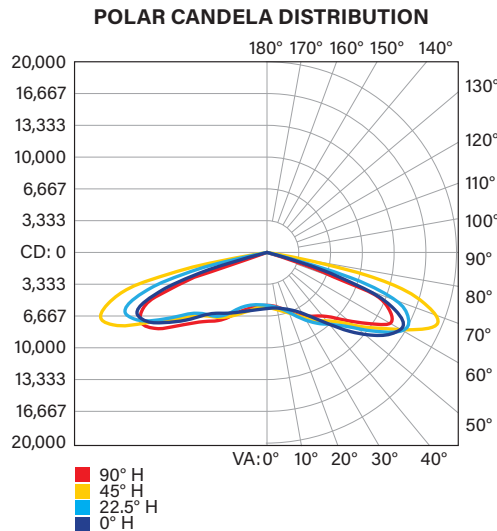
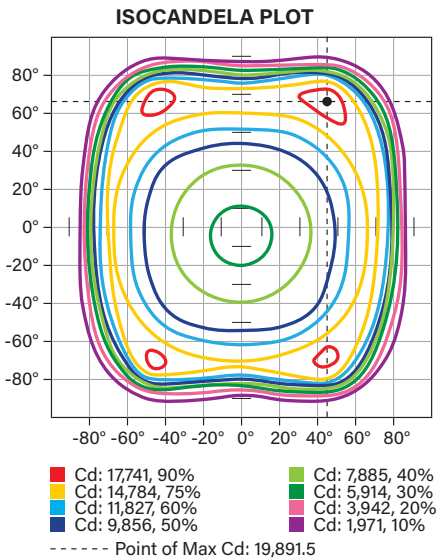


**ZONAL LUMEN SUMMARY**

Zone	Lumens	% Luminaire
<b>Forward Light</b>	<b>37,641.6 lm</b>	<b>78.5%</b>
0°-30°	4,641.8 lm	9.7%
30°-60°	18,519.7 lm	38.6%
60°-80°	13,792.7 lm	28.8%
80°-90°	687.4 lm	1.4%
<b>Back Light</b>	<b>10,305.1 lm</b>	<b>21.5%</b>
0°-30°	2,538.5 lm	5.3%
30°-60°	5,358.5 lm	11.2%
60°-80°	2,252.0 lm	4.7%
80°-90°	156.1 lm	0.3%
<b>Up Light</b>	<b>0.0 lm</b>	<b>0.0%</b>
90°-180°	0.0 lm	0.0%
100°-180°	0.0 lm	0.0%
<b>BUG* Rating</b>		
<b>Asymmetrical Luminaire Types</b>		
Type I, II, III, IV	B4-U0-G5	
<b>Quadrilateral Symmetrical Luminaire Types</b>		
Type V, Area Light	B4-U0-G5	

\* Backlight, Uplight, Glare

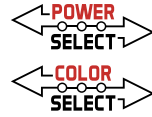
### PHOTOMETRIC SPECIFICATIONS KT-ALED420PS-VL2-OSA-NM-8CSB-VDIM/G2 (TYPE V [5])



**ZONAL LUMEN SUMMARY**

Zone	Lumens	% Luminaire
<b>Forward Light</b>	<b>28,447.3 lm</b>	<b>51.4%</b>
0°-30°	2,795.2 lm	5.0%
30°-60°	13,042.8 lm	23.6%
60°-80°	12,206.5 lm	22.1%
80°-90°	402.8 lm	0.7%
<b>Back Light</b>	<b>26,907.7 lm</b>	<b>48.7%</b>
0°-30°	2,651.1 lm	4.8%
30°-60°	11,546.8 lm	20.9%
60°-80°	12,218.5 lm	22.1%
80°-90°	491.3 lm	0.9%
<b>Up Light</b>	<b>0.0 lm</b>	<b>0.0%</b>
90°-180°	0.0 lm	0.0%
100°-180°	0.0 lm	0.0%
<b>BUG* Rating</b>		
<b>Asymmetrical Luminaire Types</b>		
Type I, II, III, IV	B5-U0-G5	
<b>Quadrilateral Symmetrical Luminaire Types</b>		
Type V, Area Light	B5-U0-G5	

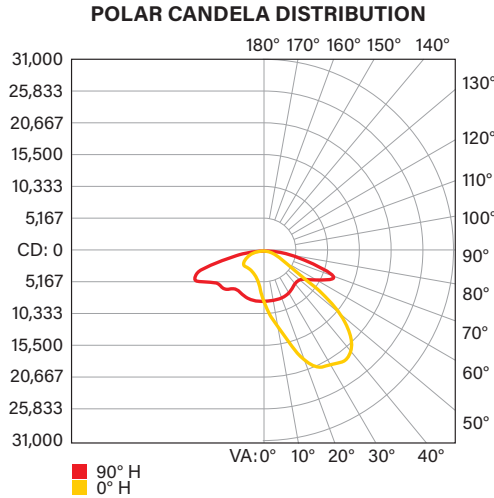
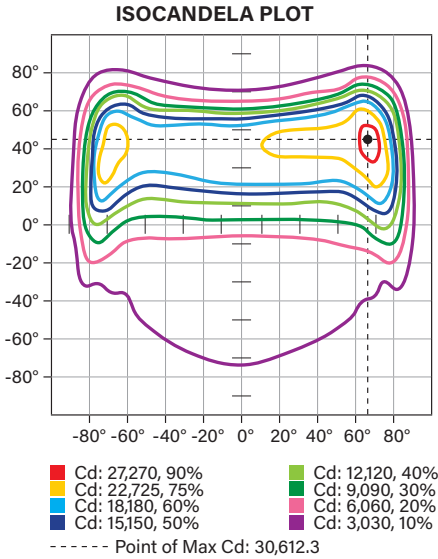
\* Backlight, Uplight, Glare



# KT-ALEDXXXPS-VL2-OSA-NM-8CSB-VDIM/G2

## LED AREA LIGHT FIXTURE

### PHOTOMETRIC SPECIFICATIONS KT-ALED340PS-VL2-OSA-NM-8CSB-VDIM/G2 (TYPE II [2])

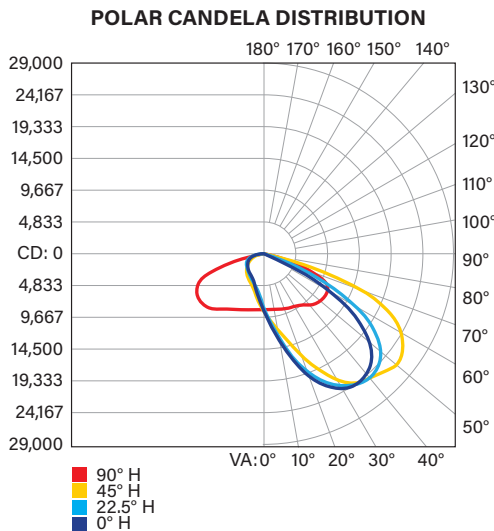
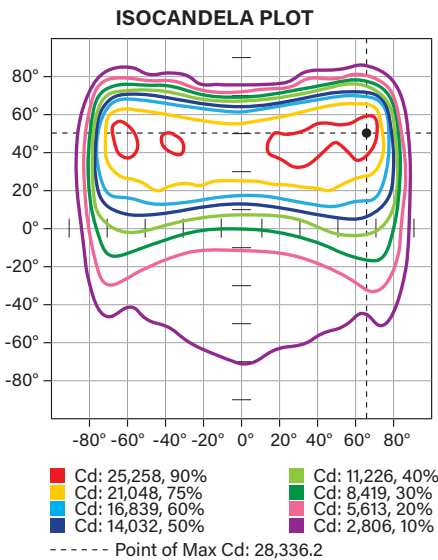


#### ZONAL LUMEN SUMMARY

Zone	Lumens	% Luminaire
<b>Forward Light</b>	<b>37,083.3 lm</b>	<b>78.9%</b>
0°-30°	5,923.1 lm	12.6%
30°-60°	20,362.8 lm	43.3%
60°-80°	10,203.6 lm	21.7%
80°-90°	593.8 lm	1.3%
<b>Back Light</b>	<b>9,996.9 lm</b>	<b>21.2%</b>
0°-30°	2,172.6 lm	4.6%
30°-60°	4,827.9 lm	10.3%
60°-80°	2,749.4 lm	5.8%
80°-90°	247.0 lm	0.5%
<b>Up Light</b>	<b>0.0 lm</b>	<b>0.0%</b>
90°-180°	0.0 lm	0.0%
100°-180°	0.0 lm	0.0%
<b>BUG* Rating</b>		
<b>Asymmetrical Luminaire Types</b>		
Type I, II, III, IV	B4-U0-G4	
<b>Quadrilateral Symmetrical Luminaire Types</b>		
Type V, Area Light	B4-U0-G4	

\* Backlight, Uplight, Glare

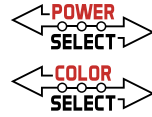
### PHOTOMETRIC SPECIFICATIONS KT-ALED340PS-VL2-OSA-NM-8CSB-VDIM/G2 (TYPE III [3])



#### ZONAL LUMEN SUMMARY

Zone	Lumens	% Luminaire
<b>Forward Light</b>	<b>44,571.5 lm</b>	<b>81.0%</b>
0°-30°	6,519.5 lm	11.8%
30°-60°	24,704.5 lm	44.9%
60°-80°	12,705.5 lm	23.1%
80°-90°	642.0 lm	1.2%
<b>Back Light</b>	<b>10,476.1 lm</b>	<b>19.0%</b>
0°-30°	2,415.9 lm	4.4%
30°-60°	5,239.4 lm	9.5%
60°-80°	2,648.1 lm	4.8%
80°-90°	172.7 lm	0.3%
<b>Up Light</b>	<b>0.0 lm</b>	<b>0.0%</b>
90°-180°	0.0 lm	0.0%
100°-180°	0.0 lm	0.0%
<b>BUG* Rating</b>		
<b>Asymmetrical Luminaire Types</b>		
Type I, II, III, IV	B4-U0-G5	
<b>Quadrilateral Symmetrical Luminaire Types</b>		
Type V, Area Light	B4-U0-G5	

\* Backlight, Uplight, Glare

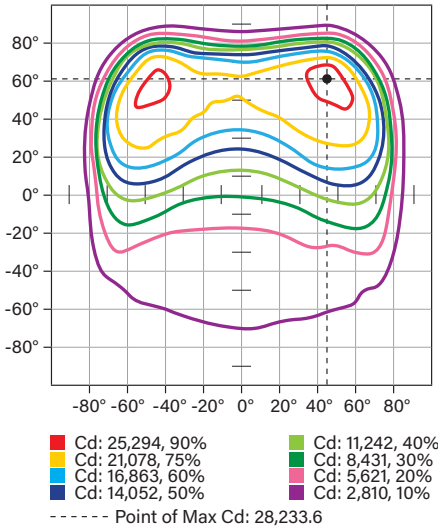


# KT-ALEDXXXPS-VL2-OSA-NM-8CSB-VDIM/G2

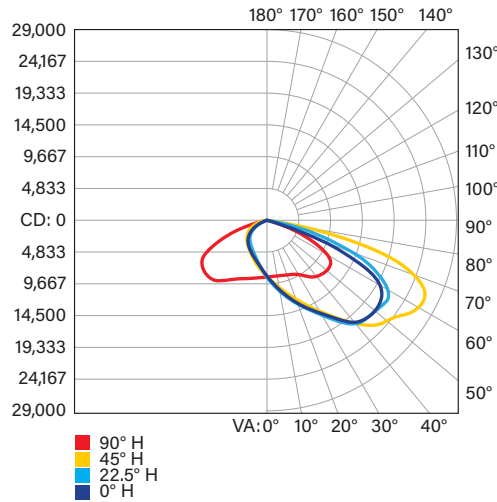
## LED AREA LIGHT FIXTURE

### PHOTOMETRIC SPECIFICATIONS KT-ALED340PS-VL2-OSA-NM-8CSB-VDIM/G2 (TYPE IV [4])

ISOCANDELA PLOT



POLAR CANDELA DISTRIBUTION



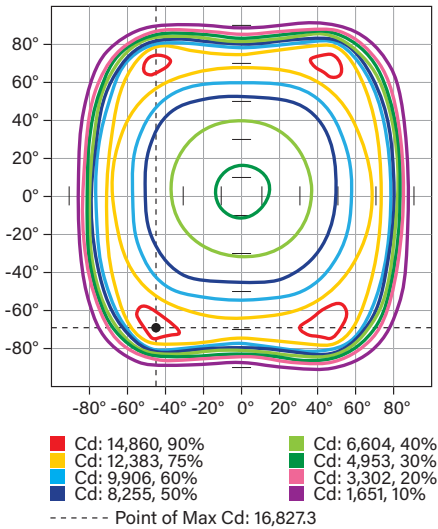
ZONAL LUMEN SUMMARY

Zone	Lumens	% Luminaire
<b>Forward Light</b>	<b>43,355.8 lm</b>	<b>79.4%</b>
0°-30°	5,132.4 lm	9.4%
30°-60°	22,751.8 lm	41.7%
60°-80°	14,882.2 lm	27.2%
80°-90°	589.4 lm	1.1%
<b>Back Light</b>	<b>11,262.2 lm</b>	<b>20.6%</b>
0°-30°	2,690.4 lm	4.9%
30°-60°	5,873.0 lm	10.8%
60°-80°	2,528.4 lm	4.6%
80°-90°	170.4 lm	0.3%
<b>Up Light</b>	<b>0.0 lm</b>	<b>0.0%</b>
90°-180°	0.0 lm	0.0%
100°-180°	0.0 lm	0.0%
<b>BUG* Rating</b>		
<b>Asymmetrical Luminaire Types</b>		
Type I, II, III, IV	B4-U0-G5	
<b>Quadrilateral Symmetrical Luminaire Types</b>		
Type V, Area Light	B4-U0-G5	

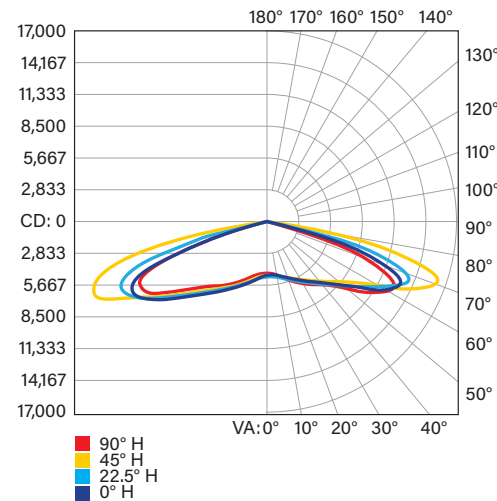
\* Backlight, Uplight, Glare

### PHOTOMETRIC SPECIFICATIONS KT-ALED340PS-VL2-OSA-NM-8CSB-VDIM/G2 (TYPE V [5])

ISOCANDELA PLOT



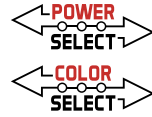
POLAR CANDELA DISTRIBUTION



ZONAL LUMEN SUMMARY

Zone	Lumens	% Luminaire
<b>Forward Light</b>	<b>23,025.4 lm</b>	<b>49.0%</b>
0°-30°	2,244.5 lm	4.8%
30°-60°	9,622.4 lm	20.5%
60°-80°	10,674.4 lm	22.7%
80°-90°	484.1 lm	1.0%
<b>Back Light</b>	<b>23,942.3 lm</b>	<b>51.0%</b>
0°-30°	2,376.2 lm	5.1%
30°-60°	10,704.1 lm	22.8%
60°-80°	10,521.4 lm	22.4%
80°-90°	340.6 lm	0.7%
<b>Up Light</b>	<b>0.0 lm</b>	<b>0.0%</b>
90°-180°	0.0 lm	0.0%
100°-180°	0.0 lm	0.0%
<b>BUG* Rating</b>		
<b>Asymmetrical Luminaire Types</b>		
Type I, II, III, IV	B5-U0-G4	
<b>Quadrilateral Symmetrical Luminaire Types</b>		
Type V, Area Light	B5-U0-G4	

\* Backlight, Uplight, Glare

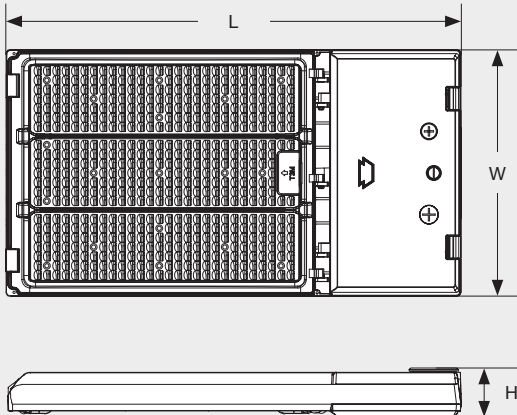


# KT-ALEDXXXPS-VL2-OSA-NM-8CSB-VDIM/G2

## LED AREA LIGHT FIXTURE

### PHYSICAL SPECIFICATIONS

KT-ALED420PS-VL2-OSA-NM-8CSB-VDIM/G2 & KT-ALED340PS-VL2-OSA-NM-8CSB-VDIM/G2

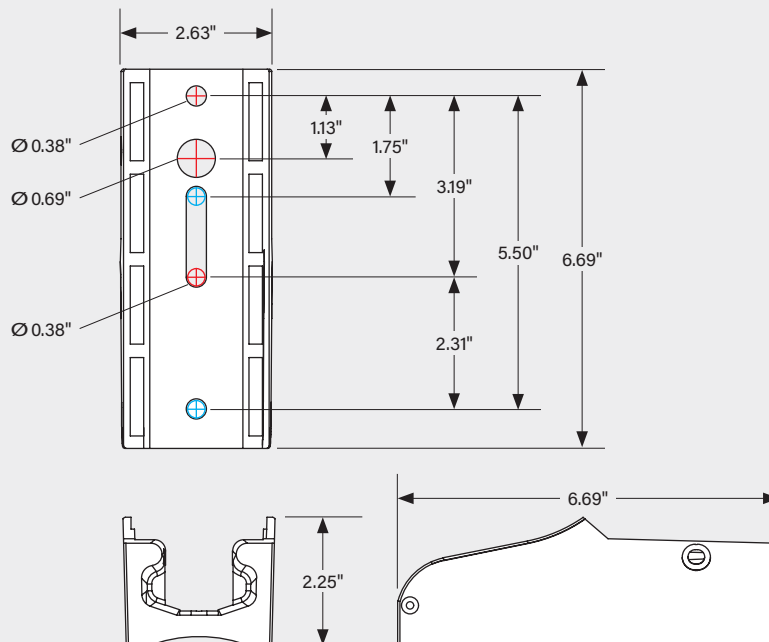


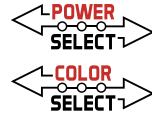
KT-ALED420PS-VL2-OSA-NM-8CSB-VDIM/G2	
L (Length)	25.80"
H (Height)	2.78"
W (Width)	13.97"

KT-ALED340PS-VL2-OSA-NM-8CSB-VDIM/G2	
L (Length)	25.80"
H (Height)	2.78"
W (Width)	13.97"

Note: Input, output, ground, and dimming lead lengths from fixture: 1m / 39.37"

### POLE MOUNT (ADJUSTABLE OR FIXED) DRILLING HOLES

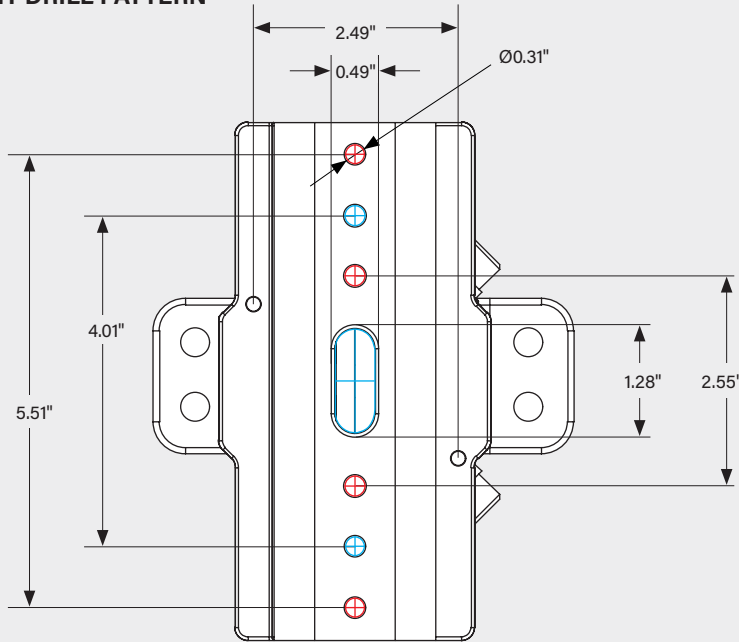




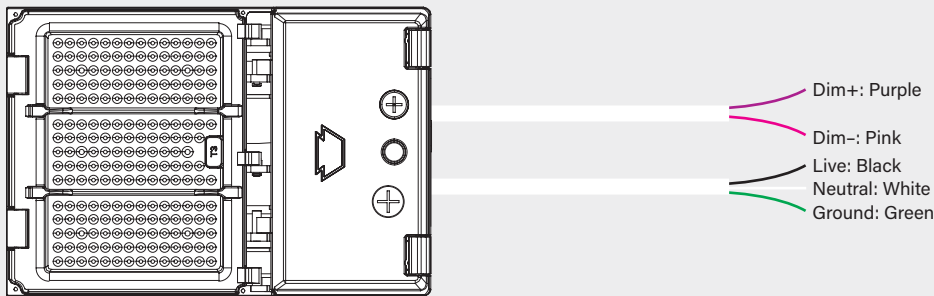
# KT-ALEDXXXPS-VL2-OSA-NM-8CSB-VDIM/G2 LED AREA LIGHT FIXTURE

## PHYSICAL SPECIFICATIONS (continued)

### UNIVERSAL SLIPFITTER MOUNT DRILL PATTERN

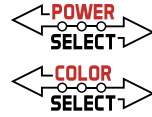


## WIRING DIAGRAM



- Make input connections as needed and ensure connections are protected from exposure to the elements.
- **Input voltage rating: 120-277V**
- Ensure that input voltage on site matches the fixture you intend to install.

Note: Input, output, ground, and dimming lead lengths from fixture: 1m / 39.37"



# KT-ALEDXXXPS-VL2-OSA-NM-8CSB-VDIM/G2

## LED AREA LIGHT FIXTURE

**ACCESSORIES**

**SENSORS/CONTROLLERS**

**Factory-Installable OR Field-Installable** (field-installable purchased separately)

✓	Suffix*	Catalog number	Description	UPC	Easy Code
	/3PN	KT-TLP-UV-3PN	NEMA Type Twist-Lock 3-Pin Photocell   120-277V   1800VA Max   Blue	843654131825	NQT-46
	/MW3	KTS-MW3-12V-PKO	12V Microwave Occupancy Sensor	843654130637	TRM-32
	/FC3**	KTSL-FC3-12V-PKO-PIR	Bluetooth mesh wireless screw-in LED controller for SmartLoop system Integrated daylight sensor   PIR motion sensor	843654138862	OCW-60
	/FC4	KTSL-FC4-12V-PKO	Bluetooth mesh wireless screw-in low voltage fixture controller for SmartLoop system	843654149066	RUN-10



Twist-Lock Photocell  
KT-TLP-UV-3PN

Microwave Occupancy Sensor  
KTS-MW3-12V-PKO

SmartLoop PIR Motion Sensor\*\*  
KTSL-FC3-12V-PKO-PIR

SmartLoop Controller  
KTSL-FC4-12V-PKO

\* For factory installation of accessory, add suffix to fixture part number (see ordering examples and instructions on last page of spec sheet).  
 \*\* When installing on Keystone area lights, use small thin gasket provided with the sensor to ensure proper electrical connection and a water-tight seal. Hand tighten only. (Do NOT use the larger thick gasket. Sensor will not make electrical contact with thick gasket.) PIR sensors may not always perform reliably in typical outdoor environments. Ensure sensors are used and commissioned with this in mind. Consult Keystone for further information on the matter. When using KTSL-FC3-12V-PKO-PIR in applications with photosensor control for dusk to dawn, use 3-pin twist-lock photocells (KT-TLP-UV-3PN) for optimal functionality.

**Field-Installable** (field-installable purchased separately)

Catalog number	Description	UPC	Easy Code
KTS-MW3-REMOTECONTROL	Remote control for KTS-MW3-12V-XX Sensors   Sets and adjusts all sensor performance parameters	843654132020	XSR-61



Remote Control  
KTS-MW3-REMOTECONTROL

(Accessories continued on next page)

# KT-ALEDXXXPS-VL2-OSA-NM-8CSB-VDIM/G2

## LED AREA LIGHT FIXTURE

### ACCESSORIES (continued)

#### MOUNTS/BRACKETS

**Field-Installable** (field-installable purchased separately)

Catalog number	Description	UPC	Easy Code
KT-ALED-USF-1-KIT	Universal slipfitter mount   Bronze   Fits 2 3/8" tenon, or round or square pole	843654173740	PAS-59
KT-ALED-PMA-1-KIT	Adjustable pole mount   Bronze   For round or square pole	843654131634	DAQ-87
KT-ALED-PM-1-KIT	Fixed pole mount   Bronze   For round or square pole	843654131627	QVG-29
KT-ALED-TM-1-KIT	Trunnion mount   Bronze	843654131658	GTH-37
KT-ALED-WM-1-KIT	Wall mount   Bronze	843654158952	QCV-37
KT-ALED-GS-VL2-KIT	Reversible glare shield   Bronze   Used on Series 2 area lights   Very large housing	843654180182	SJG-47
KT-ALED-GS-VL2-R-KIT	Glare shield   Bronze   Right side mounted   Used on Series 2 area lights   Very large housing	843654180199	IXG-93
KT-ALED-GS-VL2-L-KIT	Glare shield   Bronze   Left side mounted   Used on Series 2 area lights   Very large housing	843654180205	YZH-25



Reversible Glare Shield  
KT-ALED-GS-VL2-KIT

Right Side Glare Shield  
KT-ALED-GS-VL2-R-KIT

Left Side Glare Shield  
KT-ALED-GS-VL2-L-KIT

(Accessories continued on next page)

# KT-ALEDXXXPS-VL2-OSA-NM-8CSB-VDIM/G2

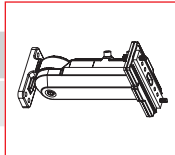
## LED AREA LIGHT FIXTURE

### ACCESSORIES (continued)

#### Universal Slipfitter Mount

Fits 2 3/8" tenon OR square pole OR round pole

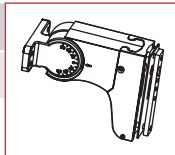
Catalog Number	UPC	Easy Code
KT-ALED-USF-1-KIT	843654173740	PAS-59



#### Adjustable Pole Mount

For round OR square pole

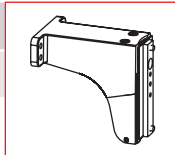
Catalog Number	UPC	Easy Code
KT-ALED-PMA-1-KIT	843654131634	DAQ-87



#### Fixed Pole Mount

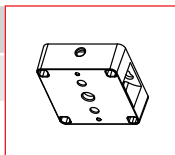
For round OR square pole

Catalog Number	UPC	Easy Code
KT-ALED-PM-1-KIT	843654131627	QVG-29



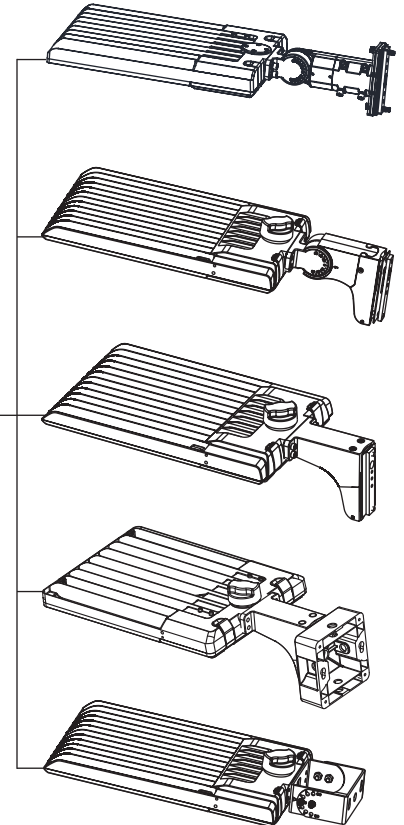
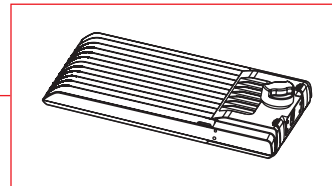
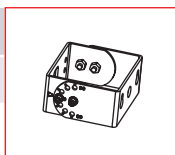
#### Wall Mount

Catalog Number	UPC	Easy Code
KT-ALED-WM-1-KIT	843654158952	QCV-37



#### Trunnion Mount

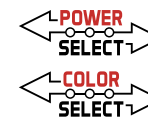
Catalog Number	UPC	Easy Code
KT-ALED-TM-1-KIT	843654131658	GTH-37



**Note:** Wall mount adaptor must be used with adjustable or fixed pole mounts

**Note:** For other finishes, contact Keystone

(Accessories continued on next page)



# KT-ALEDXXXPS-VL2-OSA-NM-8CSB-VDIM/G2

## LED AREA LIGHT FIXTURE

### ACCESSORIES (continued)

#### LENSES/REFLECTORS

Field-Installable (field-installable purchased separately)

Catalog number	Description	UPC	Easy Code
KT-ALED-LENS-VL2-2-KIT	Type II optics lens   Used on Series 2 area lights   Very large size	843654174532	MQB-52
KT-ALED-LENS-VL2-3-KIT	Type III optics lens   Used on Series 2 area lights   Very large size	843654174549	CCD-84
KT-ALED-LENS-VL2-4-KIT	Type IV optics lens   Used on Series 2 area lights   Very large size	843654174556	CGR-04
KT-ALED-LENS-VL2-5-KIT	Type V optics lens   Used on Series 2 area lights   Very large size	843654174563	MLM-35

### ORDERING INFORMATION

Catalog Number	UPC	Easy Code	DLC Product ID
KT-ALED420PS-VL2-OSA-NM-8CSB-VDIM/G2	843654173658	TDD-48	S-TMJM8W
KT-ALED340PS-VL2-OSA-NM-8CSB-VDIM/G2/TAA	TBD	TBD	
KT-ALED340PS-VL2-OSA-NM-8CSB-VDIM/G2	843654173641	PGV-33	S-JTN8PT
KT-ALED420PS-VL2-OSA-NM-8CSB-VDIM/G2/TAA	TBD	TBD	

### CATALOG NUMBER BREAKDOWN

# KT-ALEDXXXPS-VL2-OSA-NM-8CSB-VDIM/G2

<b>1</b>	<b>2</b>	<b>3</b>	<b>4</b>	<b>5</b>	<b>6</b>	<b>7</b>	<b>8</b>	<b>9</b>	<b>10</b>	<b>11</b>	<b>12</b>	<b>13</b>	<b>14</b>						
<b>1</b> Keystone Technologies	<b>2</b> Area Light LED Fixture	<b>3</b> Max Wattage	<b>4</b> Power Select	<b>5</b> Nominal Size	<b>6</b> OpticSwap	<b>7</b> OpticSwap Designation	<b>8</b> No Mounting	<b>9</b> 80 CRI	<b>10</b> Color Select	<b>11</b> Color Select Designation	<b>12</b> 0-10V Dimming	<b>13</b> Generation 2	<b>14</b> TAA Compliant						
				<b>3 Wattage</b> <table border="1" style="margin-left: 20px;"> <tr> <td>420</td> <td>420/340/290W</td> </tr> <tr> <td>340</td> <td>340/290/210W</td> </tr> </table>		420	420/340/290W	340	340/290/210W	<b>5 Nominal Size</b> <table border="1" style="margin-left: 20px;"> <tr> <td>VL</td> <td>Very Large</td> </tr> </table>		VL	Very Large						
420	420/340/290W																		
340	340/290/210W																		
VL	Very Large																		
						<b>8 OpticSwap Designation</b> <table border="1" style="margin-left: 20px;"> <tr> <td>A</td> <td>Type III len installed, V lens included</td> </tr> </table>		A	Type III len installed, V lens included										
A	Type III len installed, V lens included																		
						<b>11 Color Select Designation</b> <table border="1" style="margin-left: 20px;"> <tr> <td>A</td> <td>3500/4000/5000K</td> </tr> </table>		A	3500/4000/5000K										
A	3500/4000/5000K																		
						<b>14 TAA Compliant</b> <table border="1" style="margin-left: 20px;"> <tr> <td>/TAA</td> <td>Made in Mexico</td> </tr> </table>		/TAA	Made in Mexico										
/TAA	Made in Mexico																		

### ORDERING EXAMPLES


FIXTURE WITH SINGLE FACTORY-INSTALLED ACCESSORY

**KT-ALED420PS-VL2-OSA-NM-8CSB-VDIM/G2 /FC3**



FIXTURE WITH NO FACTORY-INSTALLED ACCESSORIES

**KT-ALED420PS-VL2-OSA-NM-8CSB-VDIM/G2**



#### KEYSTONE FIXTURE

CATALOG NUMBER
KT-ALED420PS-VL2-OSA-NM-8CSB-VDIM/G2

#### SENSORS

<input checked="" type="checkbox"/>	SUFFIX	CATALOG NUMBER
<input checked="" type="checkbox"/>	/FC3	KTSL-FC3-12V-PKO-PIR

\* When ordering more than one factory-installed accessory, use multiple suffixes as shown in the ordering examples above.  
**Note:** All accessories can also be ordered separately for field installation using just their regular Catalog Number, UPC, or Easy Code.