


# KT-BPLED35PS-14C-8CSA-VDIM

## BACKLIT LED PANEL LIGHT

**DESCRIPTION**

1'x 4' LED Panel | 35/30/20W | 3500/4000/5000K  
 120-277V input | 0-10V dimming | Contractor Prime



**5 YEAR WARRANTY**

**PRODUCT FEATURES**

- Features Keystone Color Select technology. Adjust CCT between 3500/4000/5000K
- Features Keystone Power Select technology. Adjust power between 35/30/20W
- Extruded aluminum frame with precision laser welded corners and satin white powder coating
- Suitable for recessed or surface mount (with optional accessories)
- Construction features precise optical lenses over each individual LED, offering optimal light diffusion and consistent surface illumination, with no risk of yellowing over product lifetime
- UL Certified for Dry/Damp locations
- Powered by Keystone 0-10V dimmable LED driver with built-in junction box
- Compatible with Keystone SmartSafe LED emergency backup
- Over 50% energy savings compared to traditional fluorescent troffers
- Operating temp range -20°C/-4°F to 40°C/104°F
- IC Rated
- LED chip lifetime: L70 >100,000 hours @ 25°C/77°F ambient fixture temperature

**PERFORMANCE SPECIFICATIONS**

Catalog Number	Nominal Size	Selectable Wattage	Selectable CCT	Lumens	Efficacy	Input Voltage	Dimmable	CRI
KT-BPLED35PS-14C-8CSA-VDIM	1' x 4'	35	3500K	3950	113 lm/W	120-277V	0-10V	>80
			4000K	4200	120 lm/W			
			5000K	4000	114 lm/W			
		30	3500K	3450	115 lm/W			
			4000K	3700	123 lm/W			
			5000K	3500	117 lm/W			
		20	3500K	2400	120 lm/W			
			4000K	2600	130 lm/W			
			5000K	2450	123 lm/W			

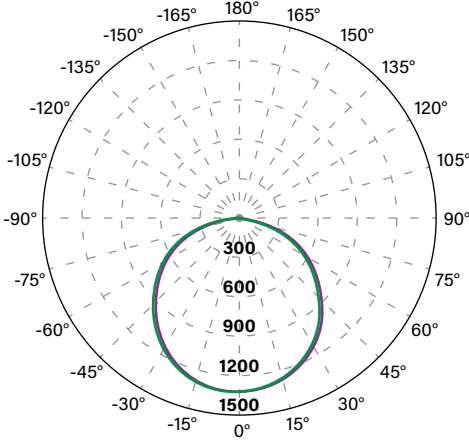
\* Preset to (5000K)  
 \* Color Uniformity: CCT (Correlated Color Temperature) range as per guidelines outlined in ANSI C78.377-2017.

# KT-BPLED35PS-14C-8CSA-VDIM

## BACKLIT LED PANEL LIGHT

### PHOTOMETRIC SPECIFICATIONS

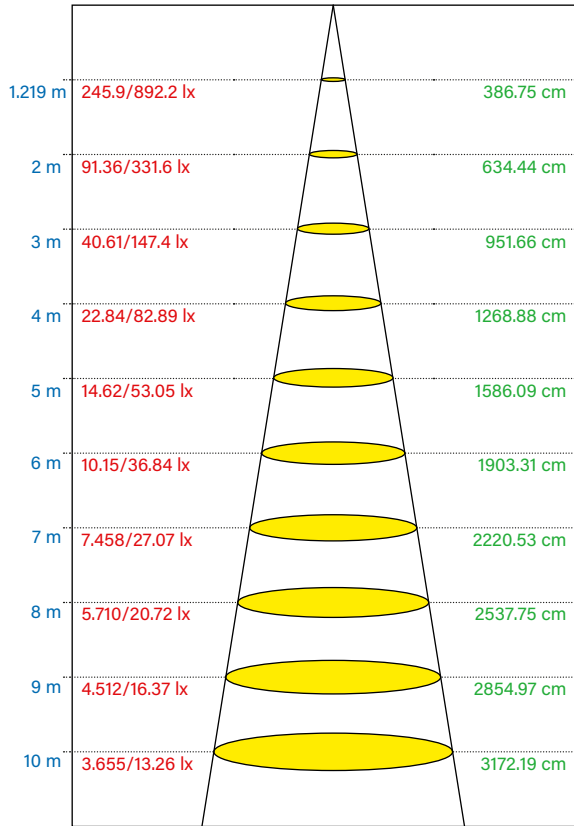
#### POLAR CANDELA DISTRIBUTION



Average beam angle (50%) : **115.9° 1 Violet** C0/180, 115.5  
Unit: cd **2 Green** C90/270, 116.3

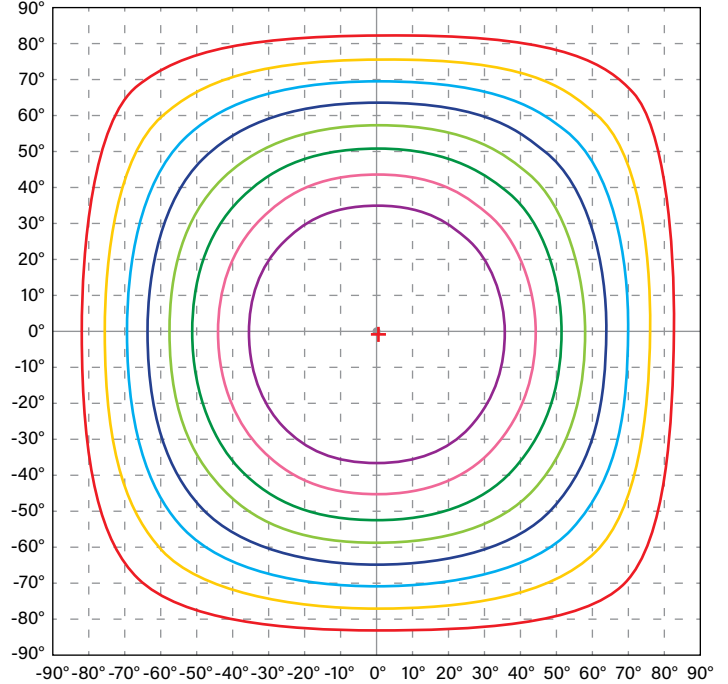
#### FLUX CHART

Flux Out: 2940 lm



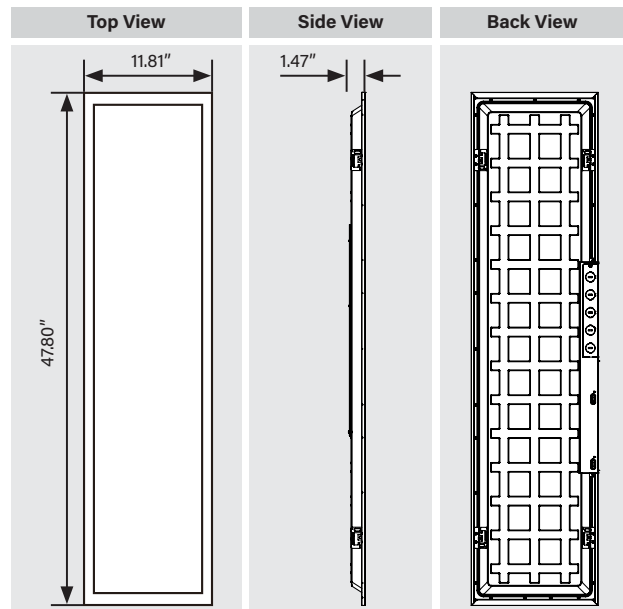
Height **Eavg/Emax** Angle: 115.54° **Diameter**

#### ISOCANDELA PLOT



— cd: **132.6**(10%) — cd: **663.2** (50%) I<sub>max</sub>: 1326 (H0.5, V-1.0)  
— cd: **265.3** (20%) — cd: **795.8** (60%) (At: C=100.0, Gamma=1.0)  
— cd: **397.9** (30%) — cd: **928.4** (70%)  
— cd: **530.5** (40%) — cd: **1061** (80%)

### PHYSICAL SPECIFICATIONS



# KT-BPLED35PS-14C-8CSA-VDIM

## BACKLIT LED PANEL LIGHT

### ACCESSORIES

#### SENSORS

Factory-Installable OR Field-Installable (field-installable purchased separately)

✓	SUFFIX*	CATALOG NUMBER	DESCRIPTION	UPC	EASY CODE
	/FC1-PIR	KTSL-FC1-UV-KO-PIR	Bluetooth Mesh Wireless Fixture Controller for SmartLoop System with remote mountable daylight and PIR motion sensor. 120-277V. 3A Max Load with 0-10V Dimming	843654129259	MGZ-59



**Note:** Keystone SmartLoop is a DLC Qualified Network Lighting Control solution, offering advanced functions such as complete wireless control, zoning, high-end trim, occupancy/vacancy sensing, scene setting, and scheduling. To learn more about SmartLoop, please visit <http://www.keystonetech.com/smartloop>.

#### CORD SETS

Factory-Installable OR Field-Installable (field-installable purchased separately)

✓	SUFFIX*	CATALOG NUMBER	DESCRIPTION	UPC	EASY CODE
	/MC13	KT-MC-NP-1-18/3	Metal clad cable for fixtures, No Plug, 1ft long, 18/3 wire (L,N,G)	843654139777	AYT-71
	/MC63	KT-MC-NP-6-18/3	Metal clad cable for fixtures. No Plug. 6ft long. 18/3 wire (L,N,G)	843654134505	EYP-82
	/MC65	KT-MC-NP-6-18/5	Metal clad cable for fixtures. No Plug. 6ft long. 18/5 wire (L,N,G, LV)	843654134512	CBU-56
	/MC66	KT-MC-NP-6-18/6	Metal clad cable for fixtures. No Plug. 6ft long. 18/6 wire (L,S,N,G, LV)	843654164229	KFF-99
	/515P6	KT-CS-515P-6-18/3*	Cord set for high bay; 125V NEMA 5-15P; straight blade plug; 6' SJTOW cable; 18/3 wire	843654140124	UKH-26

\* For factory installation of accessory, add suffix to fixture part number (see ordering examples and instructions on last page of spec sheet).

**Note:** For cord sets not listed here, please contact your Keystone sales rep.

\* For sample units only. Not for permanent install.

(Accessories continued on next page)

# KT-BPLED35PS-14C-8CSA-VDIM

## BACKLIT LED PANEL LIGHT

### ACCESSORIES (continued)

#### EMERGENCY BACKUP

Factory-Installable OR Field-Installable (field-installable purchased separately)

✓	SUFFIX*	CATALOG NUMBER	DESCRIPTION	UPC	EASY CODE
	/EM5 <sup>†</sup>	KT-EMRG-LED-5C-500-EN /DF	5W, 500 lumen Smart Safe emergency backup with dual flex cables	843654132433	RAR-74
	/EM12 <sup>†</sup>	KT-EMRG-LED-12C-1200-EN /DF	12W, 1200 lumen Smart Safe emergency backup with dual flex cables	890949019900	YCV-23



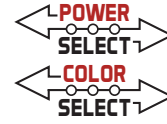
\* For factory installation of accessory, add suffix to fixture part number (see ordering examples and instructions on last page of spec sheet).  
† Factory installation of emergency backup units will automatically include any relevant mounting bracket.

#### MOUNTS AND BRACKETS

Field-Installable / Field-Use ONLY (purchased separately)

CATALOG NUMBER	DESCRIPTION	UPC	EASY CODE
KT-BPLED-EM-14C-KIT	Emergency LED backup mounting bracket kit for backlit panel fixtures	843654157009	XYK-35
KT-BPLED-SM-14-KIT /G2	Surface Mount Kit 1x4 Backlit panels	843654134529	JYK-35
KT-BPLED-CABLE-KIT	Aircraft cable hanging kit for LED high bay fixtures	843654133423	JLB-77
KT-BPLED-JBOX-3	Larger J-Box add-on for C style form factor LED backlit Panels	843654166940	KSS-95





# KT-BPLED35PS-14C-8CSA-VDIM

## BACKLIT LED PANEL LIGHT

**ORDERING INFORMATION**

CATALOG NUMBER	CARTON QTY.	EASY CODE	UPC	DLC PRODUCT ID
KT-BPLED35PS-14C-8CSA-VDIM /1PK	2	ROC-45	843654162256	RYH-76

**CATALOG NUMBER BREAKDOWN**

# KT-BPLED35PS-14C-8CSA-VDIM

- 1
- 2
- 3
- 4
- 5
- 6
- 7
- 8
- 9
- 10


- 1** Keystone Technologies
- 2** Backlit Panel Light LED Fixture
- 3** Wattage
- 4** Power Select
- 5** 1' x 4' Nominal Size
- 6** Contractor Series
- 7** 80 CRI
- 8** Color Select
- 9** Color Select Designation
- 10** 0-10V Dimming

- 9** Color Select
- A    3500/4000/5000K

**ORDERING EXAMPLES**


FIXTURE WITH MULTIPLE FACTORY-INSTALLED ACCESSORIES\*

**KT-BPLED35PS-14C-8CSA-VDIM /PIR/MC63/EM5**




FIXTURE WITH TWO FACTORY-INSTALLED ACCESSORIES\*

**KT-BPLED35PS-14C-8CSA-VDIM /PIR/EM5**




FIXTURE WITH SINGLE FACTORY-INSTALLED ACCESSORY

**KT-BPLED35PS-14C-8CSA-VDIM /MC63**



FIXTURE WITH NO FACTORY-INSTALLED ACCESSORIES

**KT-BPLED35PS-14C-8CSA-VDIM**



\* When ordering more than one factory-installed accessory, use multiple suffixes as shown in the ordering examples above.  
**Note:** All accessories can also be ordered separately for field installation using just their regular Catalog Number, UPC, or Easy Code.

KEYSTONE FIXTURE	
CATALOG NUMBER	
KT-BPLED35PS-14C-8CSA-VDIM	

SENSORS	
✓ SUFFIX	CATALOG NUMBER
✓ /FC1-PIR	KTSL-FC1-UV-KO-PIR

CORD SETS	
✓ SUFFIX	CATALOG NUMBER
✓ /MC63	KT-MC-NP-6-18/3

EMERGENCY BACKUP	
✓ SUFFIX	CATALOG NUMBER
✓ /EM5	KT-EMRG-LED-5C-500-EN /DF