

KT-BPLED45PS-24C-8CSA-VDIM

BACKLIT LED PANEL LIGHT

DESCRIPTION

2'x 4' LED Panel | 45/35/30W | 3500/4000/5000K
 120-277V input | 0-10V dimming | Contractor Prime



PRODUCT FEATURES

- Features Keystone Color Select technology. Adjust CCT between 3500/4000/5000K
- Features Keystone Power Select technology. Adjust power between 45/35/30W
- Extruded aluminum frame with precision laser welded corners and satin white powder coating
- Suitable for recessed or surface mount (with optional accessories)
- Construction features precise optical lenses over each individual LED, offering optimal light diffusion and consistent surface illumination, with no risk of yellowing over product lifetime
- UL Certified for Dry/Damp locations
- Powered by Keystone 0-10V dimmable LED driver with built-in junction box
- Compatible with Keystone SmartSafe LED emergency backup
- Over 50% energy savings compared to traditional fluorescent troffers
- Operating temp range -20°C/-4°F to 40°C/104°F
- IC Rated
- LED chip lifetime: L70 >100,000 hours @ 25°C/77°F ambient fixture temperature

PERFORMANCE SPECIFICATIONS

Catalog Number	Nominal Size	Selectable Wattage	Selectable CCT	Lumens	Efficacy	Input Voltage	Dimmable	CRI
KT-BPLED45PS-24C-8CSA-VDIM	2' x 4'	45W	3500K	5300	118 lm/W	120-277V	0-10V	>80
			4000K	5650	125 lm/W			
			5000K	5350	118 lm/W			
		35W	3500K	4200	120 lm/W			
			4000K	4550	130 lm/W			
			5000K	4235	121 lm/W			
		30W	3500K	3850	128 lm/W			
			4000K	4200	140 lm/W			
			5000K	3900	130 lm/W			

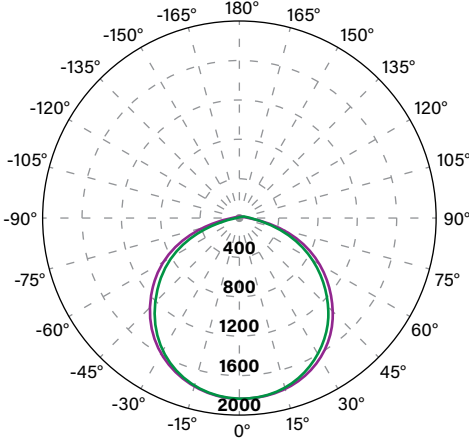
* Preset to (5000K)
 * Color Uniformity: CCT (Correlated Color Temperature) range as per guidelines outlined in ANSI C78.377-2017.

KT-BPLED45PS-24C-8CSA-VDIM

BACKLIT LED PANEL LIGHT

PHOTOMETRIC SPECIFICATIONS

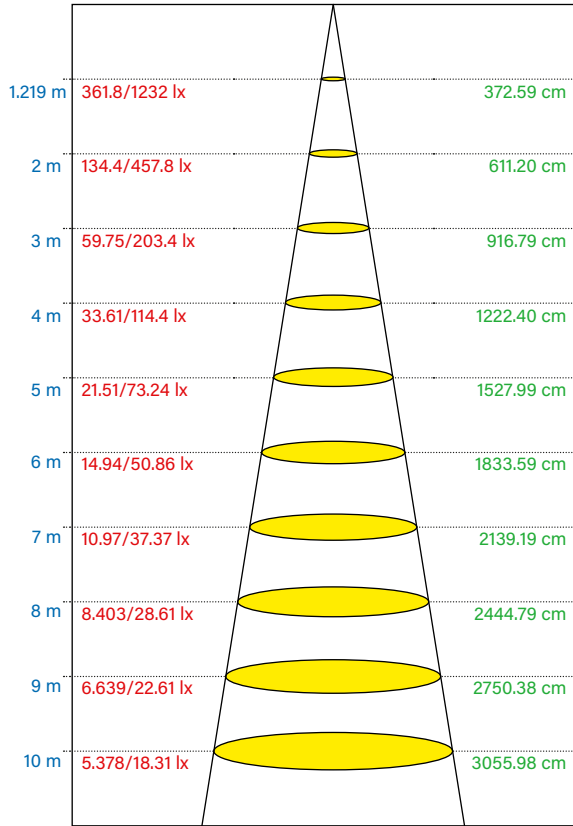
POLAR CANDELA DISTRIBUTION



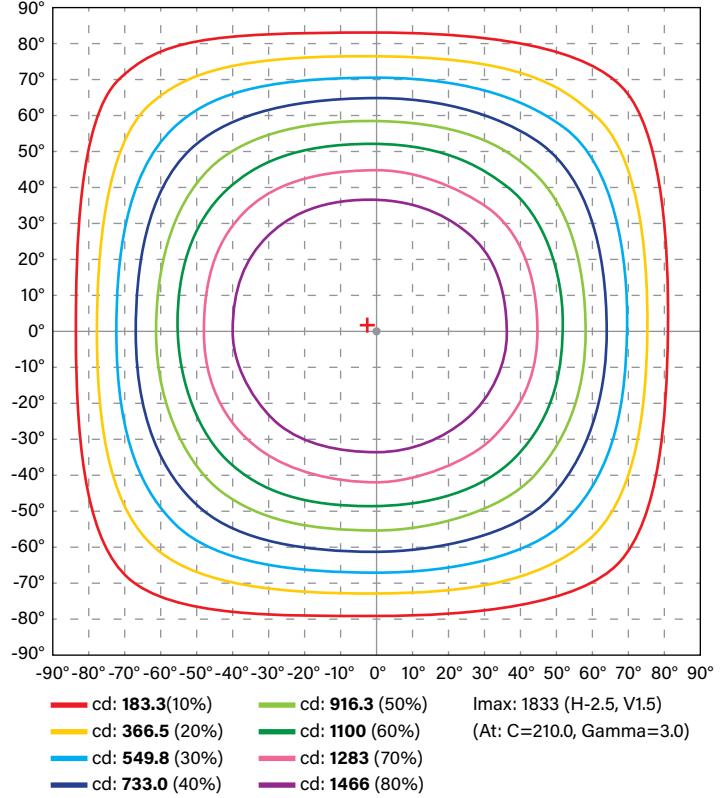
Average beam angle (50%) : **116.5° 1 Violet** C0/180, 119.4
Unit: cd **2 Green** C90/270, 113.6

FLUX CHART

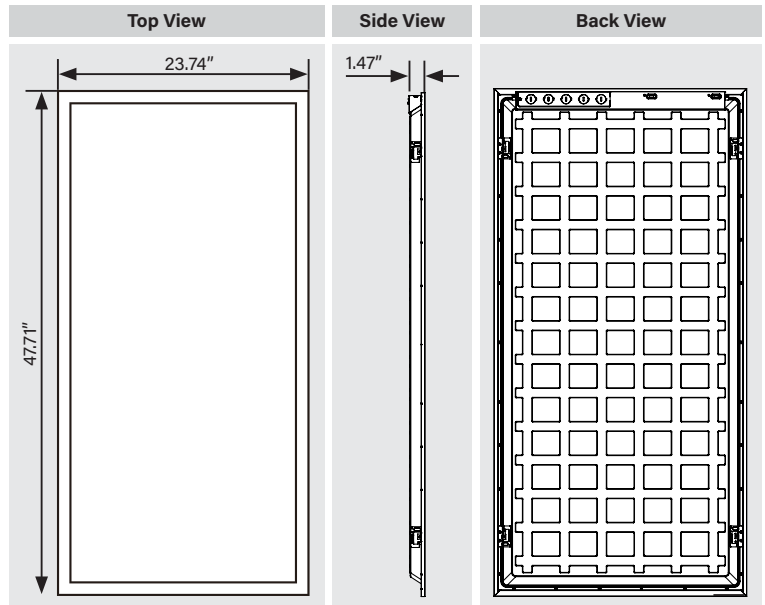
Flux Out: 4006 lm



ISOCANDELA PLOT



PHYSICAL SPECIFICATIONS



KT-BPLED45PS-24C-8CSA-VDIM

BACKLIT LED PANEL LIGHT

ACCESSORIES

SENSORS

Factory-Installable OR Field-Installable (field-installable purchased separately)

✓	SUFFIX*	CATALOG NUMBER	DESCRIPTION	UPC	EASY CODE
	/FC1-PIR	KTSL-FC1-UV-KO-PIR	Bluetooth Mesh Wireless Fixture Controller for SmartLoop System with remote mountable daylight and PIR motion sensor. 120-277V. 3A Max Load with 0-10V Dimming	843654129259	MGZ-59



Note: Keystone SmartLoop is a DLC Qualified Network Lighting Control solution, offering advanced functions such as complete wireless control, zoning, high-end trim, occupancy/vacancy sensing, scene setting, and scheduling. To learn more about SmartLoop, please visit <http://www.keystonetech.com/smartloop>.

CORD SETS

Factory-Installable OR Field-Installable (field-installable purchased separately)

✓	SUFFIX*	CATALOG NUMBER	DESCRIPTION	UPC	EASY CODE
	/MC13	KT-MC-NP-1-18/3	Metal clad cable for fixtures, No Plug, 1ft long, 18/3 wire (L,N,G)	843654139777	AYT-71
	/MC63	KT-MC-NP-6-18/3	Metal clad cable for fixtures. No Plug. 6ft long. 18/3 wire (L,N,G)	843654134505	EYP-82
	/MC65	KT-MC-NP-6-18/5	Metal clad cable for fixtures. No Plug. 6ft long. 18/5 wire (L,N,G, LV)	843654134512	CBU-56
	/MC66	KT-MC-NP-6-18/6	Metal clad cable for fixtures. No Plug. 6ft long. 18/6 wire (L,S,N,G, LV)	843654164229	KFF-99
	/515P6	KT-CS-515P-6-18/3*	Cord set for high bay; 125V NEMA 5-15P; straight blade plug; 6' SJTOW cable; 18/3 wire	843654140124	UKH-26

* For factory installation of accessory, add suffix to fixture part number (see ordering examples and instructions on last page of spec sheet).
Note: For cord sets not listed here, please contact your Keystone sales rep.

* For sample units only. Not for permanent install.

(Accessories continued on next page)

KT-BPLED45PS-24C-8CSA-VDIM

BACKLIT LED PANEL LIGHT

ACCESSORIES (continued)

EMERGENCY BACKUP

Factory-Installable OR Field-Installable (field-installable purchased separately)

✓	SUFFIX*	CATALOG NUMBER	DESCRIPTION	UPC	EASY CODE
	/EM5 [†]	KT-EMRG-LED-5C-500-EN /DF	5W, 500 lumen Smart Safe emergency backup with dual flex cables	843654132433	RAR-74
	/EM12 [†]	KT-EMRG-LED-12C-1200-EN /DF	12W, 1200 lumen Smart Safe emergency backup with dual flex cables	890949019900	YCV-23



5W, 500 lumen Battery Backup
KT-EMRG-LED-5C-500-EN /DF



12W, 1200 lumen Battery Backup
KT-EMRG-LED-12C-1200-EN /DF



* For factory installation of accessory, add suffix to fixture part number (see ordering examples and instructions on last page of spec sheet).
† Factory installation of emergency backup units will automatically include any relevant mounting bracket.

MOUNTS AND BRACKETS

Field-Installable / Field-Use ONLY (purchased separately)

CATALOG NUMBER	DESCRIPTION	UPC	EASY CODE
KT-BPLED-EM-22/4C-KIT	Emergency LED backup mounting bracket kit for backlit panel fixtures	843654157016	YLZ-48
KT-BPLED-SM-24-KIT /G2	Surface Mount Kit 2x4 Backlit panels	843654134543	CGY-52
KT-BPLED-CABLE-KIT	Aircraft cable hanging kit for LED high bay fixtures	843654133423	JLB-77
KT-BPLED-JBOX-3	Larger J-Box add-on for C style form factor LED backlit Panels	843654166940	KSS-95



Emergency Backup Mounting Bracket
KT-BPLED-EM-22/4-KIT



Surface Mount Kit
KT-BPLED-SM-24-KIT /G2




Cable Mount Kit
KT-BPLED-CABLE-KIT



J-Box
KT-BPLED-JBOX-3





KT-BPLED45PS-24C-8CSA-VDIM

BACKLIT LED PANEL LIGHT

ORDERING INFORMATION

CATALOG NUMBER	CARTON QTY.	UPC	EASY CODE	DLC PRODUCT ID
KT-BPLED45PS-24C-8CSA-VDIM /1PK	2	843654162270	PPY-68	JPB-53

CATALOG NUMBER BREAKDOWN

KT-BPLED45PS-24C-8CSA-VDIM

1
2
3
4
5
6
7
8
9
10

- 1** Keystone Technologies
- 2** Backlit Panel Light LED Fixture
- 3** Wattage
- 4** Power Select
- 5** 2' x 4' Nominal Size
- 6** Contractor Series
- 7** 80 CRI
- 8** Color Select
- 9** Color Select Designation
- 10** 0-10V Dimming


9 Color Select

A	3500/4000/5000K
----------	-----------------

ORDERING EXAMPLES

FIXTURE WITH MULTIPLE FACTORY-INSTALLED ACCESSORIES*

KT-BPLED45PS-24C-8CSA-VDIM /PIR/MC63/EM5




FIXTURE WITH TWO FACTORY-INSTALLED ACCESSORIES*

KT-BPLED45PS-24C-8CSA-VDIM /PIR/EM5




FIXTURE WITH SINGLE FACTORY-INSTALLED ACCESSORY

KT-BPLED45PS-24C-8CSA-VDIM /MC63



FIXTURE WITH NO FACTORY-INSTALLED ACCESSORIES

KT-BPLED45PS-24C-8CSA-VDIM



* When ordering more than one factory-installed accessory, use multiple suffixes as shown in the ordering examples above.
Note: All accessories can also be ordered separately for field installation using just their regular Catalog Number, UPC, or Easy Code.

KEYSTONE FIXTURE	
CATALOG NUMBER	
KT-BPLED45PS-24C-8CSA-VDIM	

SENSORS	
SUFFIX	CATALOG NUMBER
✓ /FC1-PIR	KTSL-FC1-UV-KO-PIR

CORD SETS	
SUFFIX	CATALOG NUMBER
✓ /MC63	KT-MC-NP-6-18/3

EMERGENCY BACKUP	
SUFFIX	CATALOG NUMBER
✓ /EM5	KT-EMRG-LED-5C-500-EN /DF