



# KT-BPLED50PS-24-8CSA-VDIM /G2

## BACKLIT LED PANEL LIGHT

### DESCRIPTION

2'x4' LED panel light | 30, 40 and 50W |  
 120-277V input | 0-10V dimming | Generation 2



**10 YEAR**  
 LIMITED WARRANTY

### PRODUCT FEATURES

- Aluminum frame featuring stepped edge design detail and gloss white paint for improved aesthetics
- New backlit style design; fits standard T-grid ceilings
- Suitable for recessed or surface mount (with optional accessories)\*
- Construction features precise optical lenses over each individual LED, offering optimal light diffusion and consistent surface illumination, with no risk of yellowing over product lifetime

\* For use in non-fire rated installations only

- Suitable for damp locations
- Powered by Keystone 0-10V dimmable LED driver with built-in junction box
- Compatible with Keystone SmartSafe LED emergency backup
- Over 50% energy savings compared to traditional fluorescent troffers
- Operating temp range -20°C/-4°F to 40°C/104°F
- IC Rated
- LED chip lifetime: L70 >100,000 hours @ 25°C/77°F ambient fixture temperature

### PERFORMANCE SPECIFICATIONS

| Catalog Number                 | Input Voltage | Wattage | CCT   | Lumen Output | Efficacy | CRI | Power Factor | Lifetime     |
|--------------------------------|---------------|---------|-------|--------------|----------|-----|--------------|--------------|
| KT-BPLED50PS-24-8CSA-VDIM /G2* | 120-277V      | 50W     | 3500K | 5,850        | 117 lm/W | >80 | >0.9         | 50,000 Hours |
|                                |               |         | 4000K | 6,200        | 124 lm/W |     |              |              |
|                                |               |         | 5000K | 5,900        | 118 lm/W |     |              |              |
|                                |               | 40W     | 3500K | 4,850        | 121 lm/W |     |              |              |
|                                |               |         | 4000K | 5,200        | 120 lm/W |     |              |              |
|                                |               |         | 5000K | 4,900        | 123 lm/W |     |              |              |
|                                |               | 30W     | 3500K | 3,850        | 128 lm/W |     |              |              |
|                                |               |         | 4000K | 4,200        | 140 lm/W |     |              |              |
|                                |               |         | 5000K | 3,900        | 130 lm/W |     |              |              |

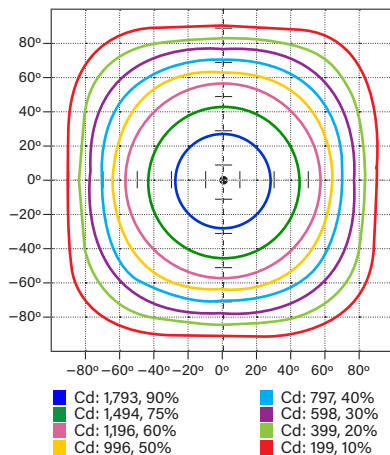
**ONE CATALOG NUMBER WITH 9 DIFFERENT OPTIONS**

\* Preset to (50W / 5000K)

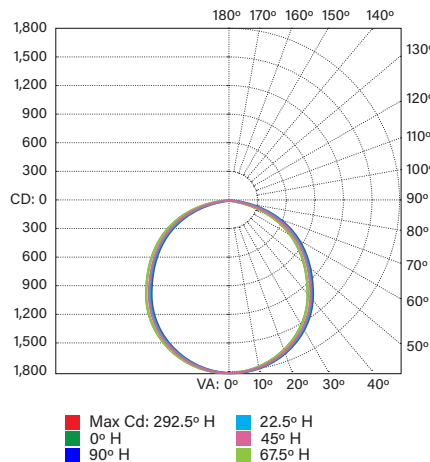
\* Color Uniformity: CCT (Correlated Color Temperature) range as per guidelines outlined in ANSI C78.377-2017.

### PHOTOMETRIC SPECIFICATIONS

#### ISOCANDELA PLOT



#### POLAR CANDELA DISTRIBUTION



#### ZONAL LUMEN SUMMARY

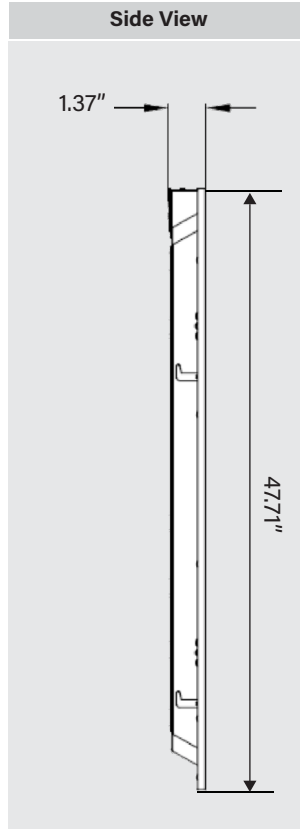
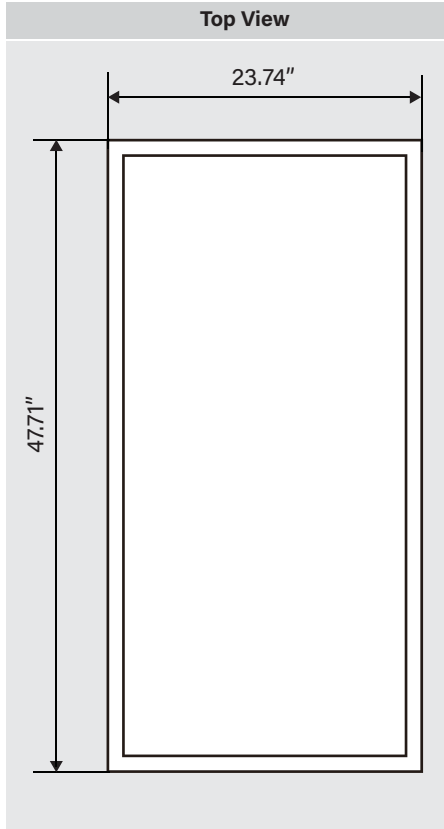
| Zone   | Lumens  | % Luminaire |
|--------|---------|-------------|
| 0-60   | 4,546.4 | 77.9%       |
| 60-90  | 1,275.8 | 21.9%       |
| 0-90   | 5,822.2 | 99.8%       |
| 90-180 | 12.0    | 0.2%        |
| 0-180  | 5,834.1 | 100%        |



# KT-BPLED50PS-24-8CSA-VDIM /G2


## BACKLIT LED PANEL LIGHT

### PHYSICAL SPECIFICATIONS



### WEIGHT INFORMATION

|                |                 |
|----------------|-----------------|
| <b>1 Piece</b> | <b>1 Carton</b> |
| 11.5 lbs       | 23 lbs          |



# KT-BPLED50PS-24-8CSA-VDIM /G2

## BACKLIT LED PANEL LIGHT

### ACCESSORIES

#### SENSORS/CONTROLLERS

**Factory-Installable OR Field-Installable** (field-installable purchased separately)

| ✓ | SUFFIX*  | CATALOG NUMBER     | DESCRIPTION   | UPC          | EASY CODE |
|---|----------|--------------------|---|--------------|-----------|
|   | /FC1-PIR | KTSL-FC1-UV-KO-PIR | Bluetooth Mesh Wireless Fixture Controller for SmartLoop System with emote mountable daylight and PIR motion sensor. 120-277V. 3A Max Load with 0-10V Dimming | 843654129259 | MGZ-59    |



Smart Loop PIR Sensor  
KTSL-FC1-UV-KO-PIR

\* For factory installation of accessory, add suffix to fixture part number (see ordering examples and instructions on last page of spec sheet).

#### CORD SETS

**Factory-Installable OR Field-Installable** (field-installable purchased separately)


| ✓ | SUFFIX* | CATALOG NUMBER     | DESCRIPTION  | UPC          | EASY CODE |
|---|---------|--------------------|--|--------------|-----------|
|   | /MC13   | KT-MC-NP-1-18/3    | Metal clad cable for fixtures. No Plug. 1ft long. 18/3 wire (L,N,G)                    | 843654139777 | AYT-71    |
|   | /MC63   | KT-MC-NP-6-18/3    | Metal clad cable for fixtures. No Plug. 6ft long. 18/3 wire (L,N,G)                    | 843654134505 | EYP-82    |
|   | /MC65   | KT-MC-NP-6-18/5    | Metal clad cable for fixtures. No Plug. 6ft long. 18/5 wire (L,N,G, LV)                | 843654134512 | CBU-56    |
|   | /MC66   | KT-MC-NP-6-18/6    | Metal clad cable for fixtures. No Plug. 6ft long. 18/6 wire (L,S,N,G, LV)              | 843654164229 | KFF-99    |
|   | /515P6  | KT-CS-515P-6-18/3* | Cord set for high bay; 125V NEMA 5-15P; straight blade plug; 6' SJTOW cable; 18/3 wire | 843654140124 | UKH-26    |

\* For factory installation of accessory, add suffix to fixture part number (see ordering examples and instructions on last page of spec sheet).

**Note:** For cord sets not listed here, please contact your Keystone sales rep.

\* For sample units only. Not for permanent install.

(Accessories continued on next page)



# KT-BPLED50PS-24-8CSA-VDIM /G2

## BACKLIT LED PANEL LIGHT

**ACCESSORIES** (continued)

**EMERGENCY BACKUPS**

**Factory-Installable OR Field-Installable** (field-installable purchased separately)

| ✓ | SUFFIX*            | CATALOG NUMBER                | DESCRIPTION   | UPC          | EASY CODE |
|---|--------------------|-------------------------------|---|--------------|-----------|
|   | /EM5 <sup>†</sup>  | KT-EMRG-LED-5C-500-EN /DF**   | 5W, 500 lumen Smart Safe emergency backup with dual flex cables   | 843654132433 | RAR-74    |
|   | /EM12 <sup>†</sup> | KT-EMRG-LED-12C-1200-EN /DF** | 12W, 1200 lumen Smart Safe emergency backup with dual flex cables | 890949019900 | YCV-23    |




\* For factory installation of accessory, add suffix to fixture part number (see ordering examples and instructions on last page of spec sheet).

\*\* KT-BPLED50PS-24-8CSA-VDIM /G2/EM5 and KT-BPLED50PS-24-8CSA-VDIM /G2/EM12 Available for Quick Ship


† Factory installation of emergency backup units will automatically include any relevant mounting bracket.

**Field-Installable / Field-Use ONLY** (purchased separately)

| CATALOG NUMBER       | DESCRIPTION   | UPC          | EASY CODE |
|----------------------|---|--------------|-----------|
| KT-BPLED-EM-22/4-KIT | Emergency LED backup mounting bracket kit for LED high bay fixtures | 843654128047 | EIG-03    |



(Accessories continued on next page)



# KT-BPLED50PS-24-8CSA-VDIM /G2


## BACKLIT LED PANEL LIGHT

**ACCESSORIES** (continued)

**MOUNTS/BRACKETS**

**Factory-Installable OR Field-Installable** (field-installable purchased separately)

| ✓ | SUFFIX* | CATALOG NUMBER  | DESCRIPTION                                | UPC          | EASY CODE |
|---|---------|-----------------|--|--------------|-----------|
|   | /JBOX   | KT-BPLED-JBOX-1 | Larger J-Box add-on for LED Backlit Panels | 843654128092 | MYW-25    |




*\*For factory installation of accessory, add suffix to fixture part number (see ordering examples and instructions on last page of spec sheet).*

**Field-Installable / Field-Use ONLY** (purchased separately)

| CATALOG NUMBER         | DESCRIPTION                          | UPC          | EASY CODE |
|------------------------|--------------------------------------|--------------|-----------|
| KT-BPLED-SM-24-KIT /G2 | Surface Mount Kit 2x4 Backlit panels | 843654134543 | CGY-52    |





# KT-BPLED50PS-24-8CSA-VDIM /G2

## BACKLIT LED PANEL LIGHT

**ORDERING INFORMATION**

| CATALOG NUMBER                | CARTON QTY. | UPC          | EASY CODE | DLC PRODUCT ID |
|-------------------------------|-------------|--------------|-----------|----------------|
| KT-BPLED50PS-24-8CSA-VDIM /G2 | 2           | 843654127873 | IPT-19    | P5CHN20W       |

**ORDERING INFORMATION - QUICK SHIP PRODUCTION ITEMS**

| CATALOG NUMBER                     | CARTON QTY. | UPC          | EASY CODE |
|------------------------------------|-------------|--------------|-----------|
| KT-BPLED50PS-24-8CSA-VDIM /G2/EM5  | 2           | 843654145525 | PWF-91    |
| KT-BPLED50PS-24-8CSA-VDIM /G2/EM12 | 2           | 843654152783 | UNQ-37    |

**CATALOG NUMBER BREAKDOWN**

# KT-BPLED50PS-24-8CSA-VDIM /G2


- 1
- 2
- 3
- 4
- 5
- 6
- 7
- 8
- 9
- 10

- 1 Keystone Technologies
- 2 Backlit Panel Light LED Fixture
- 3 Wattage
- 4 Power Select
- 5 2' x 4' Nominal Size
- 6 800 Series
- 7 Color Select
- 8 3500, 4000 and 5000K Color Temp
- 9 0-10V Dimming
- 10 Generation 2

**ORDERING EXAMPLES**


FIXTURE WITH MULTIPLE FACTORY-INSTALLED ACCESSORIES\*

**KT-BPLED50PS-24-8CSA-VDIM /G2 /PIR/MC63/EM5**




FIXTURE WITH TWO FACTORY-INSTALLED ACCESSORIES\*

**KT-BPLED50PS-24-8CSA-VDIM /G2 /JBOX/EM5**




FIXTURE WITH SINGLE FACTORY-INSTALLED ACCESSORY

**KT-BPLED50PS-24-8CSA-VDIM /G2 /MC63**



FIXTURE WITH NO FACTORY-INSTALLED ACCESSORIES

**KT-BPLED50PS-24-8CSA-VDIM /G2**



| KEYSTONE FIXTURE              |  |
|-------------------------------|--|
| CATALOG NUMBER                |  |
| KT-BPLED50PS-24-8CSA-VDIM /G2 |  |

| SENSORS |          |                    |
|---------|----------|--------------------|
| ✓       | SUFFIX   | CATALOG NUMBER     |
| ✓       | /FC1-PIR | KTSL-FC1-UV-KO-PIR |

| CORD SETS |        |                 |
|-----------|--------|-----------------|
| ✓         | SUFFIX | CATALOG NUMBER  |
| ✓         | /MC63  | KT-MC-NP-6-18/3 |

| EMERGENCY BACKUP |        |                           |
|------------------|--------|---------------------------|
| ✓                | SUFFIX | CATALOG NUMBER            |
| ✓                | /EM5   | KT-EMRG-LED-5C-500-EN /DF |

| MOUNTS AND BRACKETS |        |                 |
|---------------------|--------|-----------------|
| ✓                   | SUFFIX | CATALOG NUMBER  |
| ✓                   | /JBOX  | KT-BPLED-JBOX-1 |

\*When ordering more than one factory-installed accessory, use multiple suffixes as shown in the ordering examples above.  
 Note: All accessories can also be ordered separately for field installation using just their regular Catalog Number, UPC, or Easy Code.