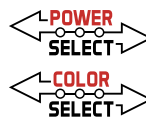




# XFIT



# SMART LOOP

## KT-BPLEDXXPS-XXE-8CSA-VDIM /FC5

### BACKLIT LED PANEL LIGHT

#### DESCRIPTION

LED Panel with Embedded Smartloop PIR Sensor  
 120-277V Input | 0-10V Dimming  
 3500/4000/5000K | Backlit Design



**5 YEAR**  
WARRANTY

#### PRODUCT FEATURES

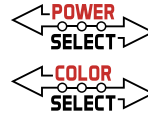
- Keystone Power Select technology (see *Performance Specifications* for details).
- Keystone Color Select Technology. Adjustable CCT (3500/4000/5000K)
- Features integrated Keystone SmartLoop Bluetooth™ mesh wireless sensor controller.
- The sensor controller may be used “out of the box” as a stand-alone sensor (pre-commissioned, see page 2 for details); or may be commissioned using the SmartLoop app to add advanced functions such as zoning, high end trim, configure occupancy/vacancy behavior, create scenes, and set schedules.
- To learn more about the Keystone SmartLoop System, visit <http://www.keystonetech.com/smartloop>
- Construction features precise optical lenses over each individual LED offering optimal light diffusion and consistent surface illumination
- Compatible with Keystone SmartSafe LED emergency backup
- Powered by Keystone 0-10V dimmable LED driver with built in junction box with (3) available 1/2" K/O's
- Operating temp range: -20°C/-4°F to 40°C/104°F
- Suitable for damp locations
- Nearly 70% energy savings compared to traditional fluorescent troffers without controls
- LED chip lifetime: L70 > 100,000 hours @ 25°C/77°F ambient fixture temperature

#### PERFORMANCE SPECIFICATIONS OVERVIEW

Catalog Number	Preset Wattage	Preset CCT	Lumens	Efficacy	Input Voltage	Dimming	CRI	Lifetime
KT-BPLED45PS-24E-8CSA-VDIM /FC5	45W	5000K	5,400	120 lm/W	120-277V	0-10V	>80	50,000hrs
KT-BPLED35PS-14E-8CSA-VDIM /FC5	35W	5000K	4,200	120 lm/W	120-277V	0-10V	>80	50,000hrs
KT-BPLED35PS-22E-8CSA-VDIM /FC5	35W	5000K	4,200	120 lm/W	120-277V	0-10V	>80	50,000hrs

\* Preset to (5000K)

\* Color Uniformity: CCT (Correlated Color Temperature) range as per guidelines outlined in ANSI C78.377-2017.



# KT-BPLEDXXPS-XXE-8CSA-VDIM /FC5

## BACKLIT LED PANEL LIGHT

### PERFORMANCE SPECIFICATIONS DETAILED


Catalog Number	Nominal Size	Selectable Wattage	Selectable CCT	Lumens	Efficacy	Input Voltage	Dimming	CRI
KT-BPLED45PS-24E-8CSA-VDIM /FC5	2' x 4'	45W	3500K	5,400	120 lm/W	120-277V	0-10V	>80
			4000K	5,490	122 lm/W			
			5000K	5,400	120 lm/W			
		35W	3500K	4,200	120 lm/W			
			4000K	4,340	124 lm/W			
			5000K	4,270	122 lm/W			
		30W	3500K	3,660	122 lm/W			
			4000K	3,780	126 lm/W			
			5000K	3,720	124 lm/W			
KT-BPLED35PS-14E-8CSA-VDIM /FC5	1' x 4'	35W	3500K	4,200	120 lm/W	120-277V	0-10V	>80
			4000K	4,270	122 lm/W			
			5000K	4,200	120 lm/W			
		30W	3500K	3,600	120 lm/W			
			4000K	3,720	124 lm/W			
			5000K	3,660	122 lm/W			
		20W	3500K	2,440	122 lm/W			
			4000K	2,520	126 lm/W			
			5000K	2,480	124 lm/W			
KT-BPLED35PS-22E-8CSA-VDIM /FC5	2' x 2'	35W	3500K	4,200	120 lm/W	120-277V	0-10V	>80
			4000K	4,270	122 lm/W			
			5000K	4,200	120 lm/W			
		30W	3500K	3,600	120 lm/W			
			4000K	3,720	124 lm/W			
			5000K	3,660	122 lm/W			
		20W	3500K	2,440	122 lm/W			
			4000K	2,520	126 lm/W			
			5000K	2,480	124 lm/W			

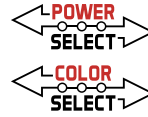
### KEY FEATURES

This fixture is equipped with field-adjustable Keystone Power Select and Color Select technology.

1. Ensure power is off to the fixture.
2. Open the driver compartment located on the underside of the fixture.
3. Adjust switches to desired settings.

Preconfigured Settings	
Photo Sensor	Enabled
Motion Sensitivity	100%
Motion Sensor	Enabled
Motion Mode	Occupancy
Hold Time	20m
Standby Time	1m
Standby Percentage	50%

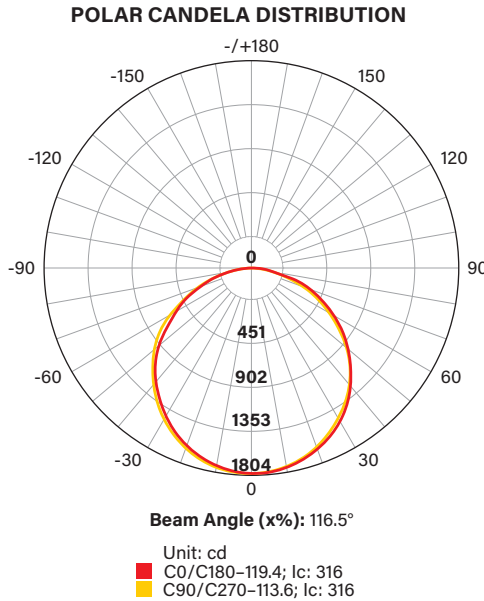
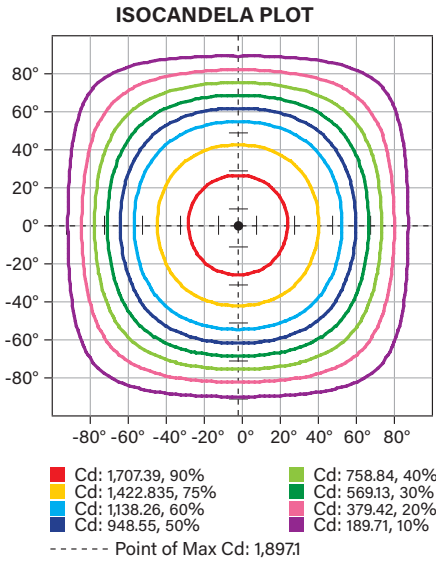




# KT-BPLEDXXPS-XXE-8CSA-VDIM /FC5

## BACKLIT LED PANEL LIGHT

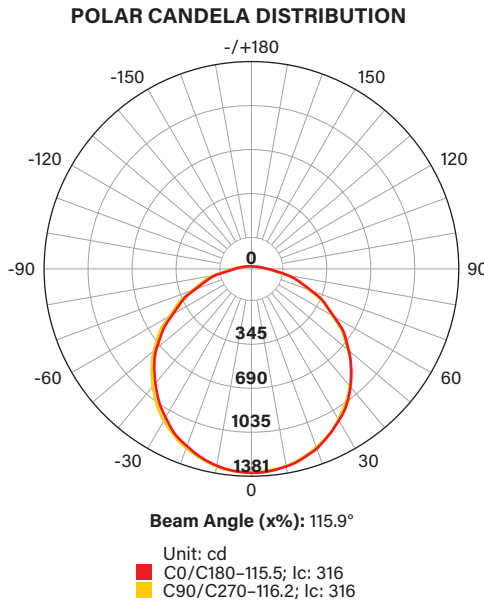
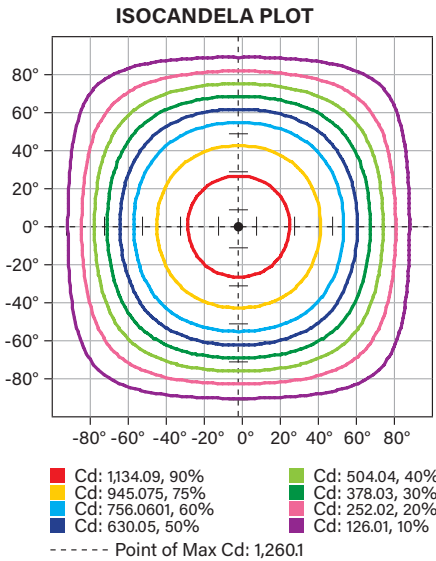
### PHOTOMETRIC SPECIFICATIONS (KT-BPLED45PS-24E-8CSA-VDIM /FC5)



### ZONAL LUMEN SUMMARY

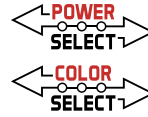
Zone	Lumens	% Luminaire
0-60	4120.33	76.50%
0-90	5352.50	99.40%
60-80	1089.82	20.20%
90-180	32.05	0.60%
0-180	5384.55	100.00%

### PHOTOMETRIC SPECIFICATIONS (KT-BPLED35PS-14E-8CSA-VDIM /FC5)



### ZONAL LUMEN SUMMARY

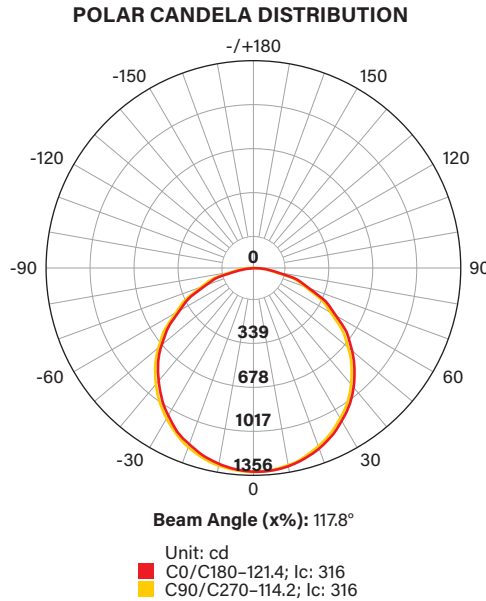
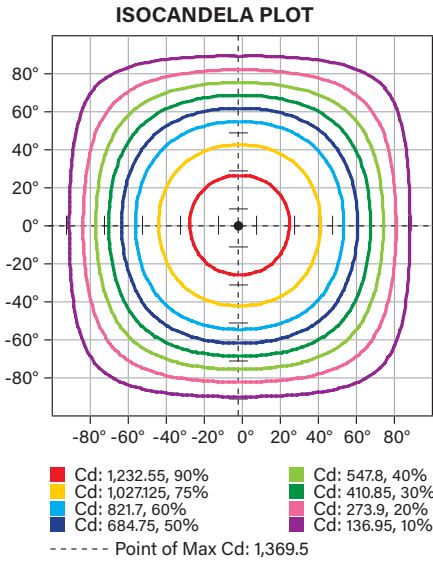
Zone	Lumens	% Luminaire
0-60	3154.55	76.50%
0-90	4100.03	99.40%
60-80	837.30	20.30%
90-180	24.55	0.60%
0-180	4124.58	100.00%



# KT-BPLEDXXPS-XXE-8CSA-VDIM /FC5

## BACKLIT LED PANEL LIGHT

### PHOTOMETRIC SPECIFICATIONS (KT-BPLED35PS-22E-8CSA-VDIM /FC5)



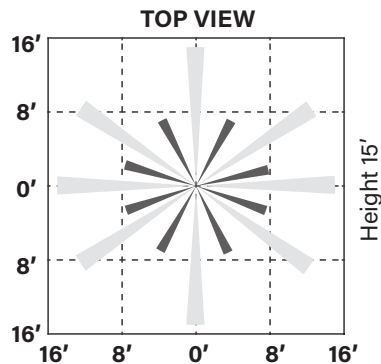
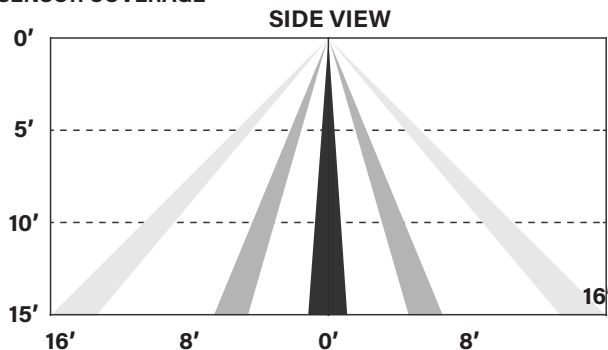
### ZONAL LUMEN SUMMARY

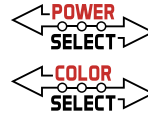
Zone	Lumens	% Luminaire
0-60	3093.56	76.70%
0-90	4007.53	99.40%
60-80	809.44	20.10%
90-180	23.34	0.60%
0-180	4030.88	100.00%

### SENSOR SPECIFICATIONS

Electrical Specifications	
Input Voltage	12VDC
Power Consumption	0.3W
RF Transmit Power	10.5dBm
Max 0 - 10V Sinking Current	10mA
Wireless Frequency	2.4GHz
Wireless Range (Open Air)	100ft
Wireless Protocol	Bluetooth 5.0
Sensor Detection Height	18' max
Sensor Detection Angle	120°
Daylight Harvesting Range	100-1000 lux

### SENSOR COVERAGE



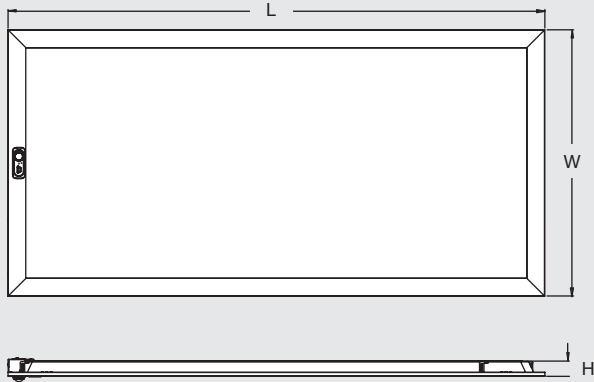


# KT-BPLEDXXPS-XXE-8CSA-VDIM /FC5

## BACKLIT LED PANEL LIGHT

### PHYSICAL SPECIFICATIONS

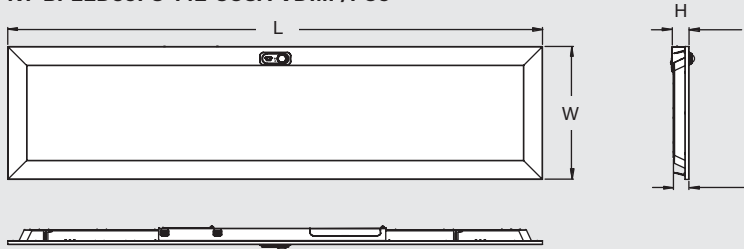
KT-BPLED45PS-24E-8CSA-VDIM /FC5



KT-BPLED45PS-24E-8CSA-VDIM /FC5

L (Length)	47.72"
H (Height)	1.50"
W (Width)	23.70"

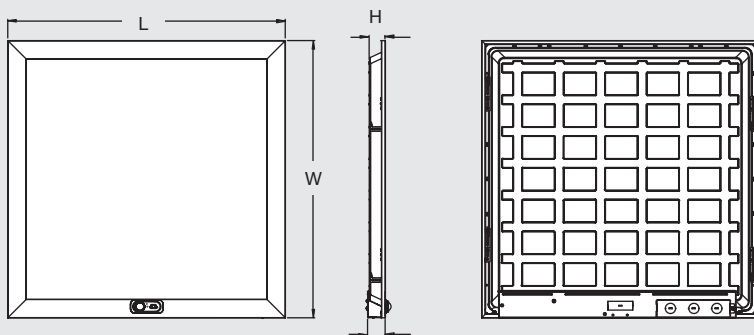
KT-BPLED35PS-14E-8CSA-VDIM /FC5



KT-BPLED35PS-14E-8CSA-VDIM /FC5

L (Length)	47.72"
H (Height)	1.50"
W (Width)	11.90"

KT-BPLED35PS-22E-8CSA-VDIM /FC5

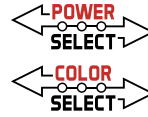


KT-BPLED35PS-22E-8CSA-VDIM /FC5

L (Length)	23.70"
H (Height)	1.50"
W (Width)	23.70"

### WEIGHT

Catalog Number	Fixture Weight	Carton Weight
KT-BPLED45PS-24E-8CSA-VDIM /FC5	8.49 lbs	19.40 lbs
KT-BPLED35PS-14E-8CSA-VDIM /FC5	4.63 lbs	10.80 lbs
KT-BPLED35PS-22E-8CSA-VDIM /FC5	4.52 lbs	10.58 lbs



# KT-BPLEDXXPS-XXE-8CSA-VDIM /FC5


## BACKLIT LED PANEL LIGHT

**ACCESSORIES**

**SENSORS/CONTROLLERS**

Field-Installable / Field-Use ONLY (purchased separately)

Catalog number	Description	UPC	Easy Code
KTSL-WS1-B-SG /G2	Bluetooth mesh wireless battery powered wall switch for SmartLoop system	843654141695	FYH-31



**CORD SETS**

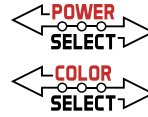
Factory-Installable OR Field-Installable (field-installable purchased separately)

✓	Suffix*	Catalog number	Description	UPC	Easy Code
	/MC13	KT-MC-NP-1-18/3	Metal clad cable for fixtures. No Plug. 1' long. 18/3 wire (L,N,G)	843654139777	AYT-71
	/MC63	KT-MC-NP-6-18/3	Metal clad cable for fixtures. No Plug. 6' long. 18/3 wire (L,N,G)	843654134505	EYP-82
	/MC65	KT-MC-NP-6-18/5	Metal clad cable for fixtures. No Plug. 6' long. 18/5 wire (L,N,G, LV)	843654134512	CBU-56
	/MC66	KT-MC-NP-6-18/6	Metal clad cable for fixtures. No Plug. 6' long. 18/6 wire (L,S,N,G, LV)	843654164229	KFF-99
	/515P	KT-CS-515P-6-18/3**	Cord set for high bay; 125V NEMA 5-15P; straight blade plug; 6' SJTOW cable; 18/3 wire	843654140124	UKH-26

\* For factory installation of accessory, add suffix to fixture part number (see ordering examples and instructions on last page of spec sheet).  
**Note:** For cord sets not listed here, please contact your Keystone sales rep.

\*\* For sample units only. Not for permanent install.

(Accessories continued on next page)



# KT-BPLEDXXPS-XXE-8CSA-VDIM /FC5

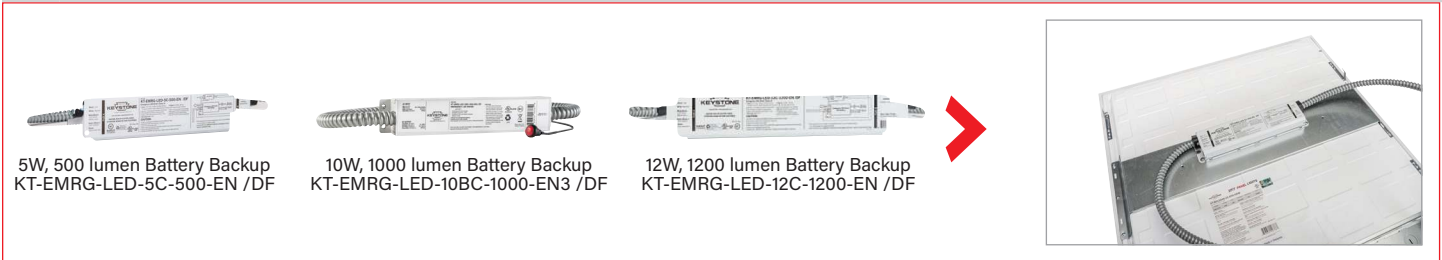
## BACKLIT LED PANEL LIGHT

**ACCESSORIES (continued)**

**EMERGENCY BACKUPS**

Factory-Installable OR Field-Installable (field-installable purchased separately)

✓	Suffix*	Catalog number	Description	UPC	Easy Code
	/EM5 <sup>†</sup>	KT-EMRG-LED-5C-500-EN /DF	5W, 500 lumen Smart Safe emergency backup with dual flex cables	843654132433	RAR-74
	/EM10 <sup>†</sup>	KT-EMRG-LED-10BC-1000-EN3 /DF	10W, 1000 lumen Smart Safe emergency backup with dual flex cables	843654167619	KNI-42
	/EM12 <sup>†</sup>	KT-EMRG-LED-12C-1200-EN /DF	12W, 1200 lumen Smart Safe emergency backup with dual flex cables	890949019900	YCV-23



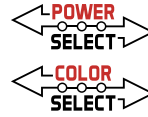
\* For factory installation of accessory, add suffix to fixture part number (see ordering examples and instructions on last page of spec sheet).  
<sup>†</sup> Factory installation of emergency backup units will automatically include any relevant mounting bracket.

Field-Installable / Field-Use ONLY (purchased separately)

Catalog number	Description	UPC	Easy Code
KT-BPLED-EM-22/4-KIT	Emergency LED Backup Mounting Kit for Keystone Backlit Panels	843654128047	EIG-03



(Accessories continued on next page)



# KT-BPLEDXXPS-XXE-8CSA-VDIM /FC5

## BACKLIT LED PANEL LIGHT

**ACCESSORIES** (continued)

**MOUNTS/BRACKETS**

Field-Installable / Field-Use ONLY (purchased separately)

Catalog number	Description	UPC	Easy Code
KT-BPLED-SM-14-KIT /G2	Surface Mount Kit 1x4 Backlit panels	843654134529	GAD-66
KT-BPLED-SM-22-KIT /G2	Surface Mount Kit 2x2 Backlit panels	843654134536	GWQ-17
KT-BPLED-SM-24-KIT /G2	Surface Mount Kit 2x4 Backlit panels	843654134543	CGY-52



**ORDERING INFORMATION**

Catalog Number	Carton QTY	UPC	Easy Code	DLC Product ID
KT-BPLED45PS-24E-8CSA-VDIM /FC5	1pcs	843654175805	KUS-44	TBD
KT-BPLED35PS-14E-8CSA-VDIM /FC5	1pcs	843654175782	DUC-90	TBD
KT-BPLED35PS-22E-8CSA-VDIM /FC5	1pcs	843654175799	JRE-99	TBD

**CATALOG NUMBER BREAKDOWN**

# KT-BPLEDXXPS-XXE-8CSA-VDIM /FC5

1
2
3
4
5
6
7
8
9
10
11
12

- 1** Keystone Technologies
- 2** Backlit Panel Light LED Fixture
- 3** Wattage
- 4** Power Select
- 5** Nominal Size
- 6** Style/Design Designation
- 7** 80 CRI
- 8** Color Select
- 9** Color Select Designation
- 10** 0-10V Dimming
- 11** Fixture Controller
- 12** Design Style 5

**3 Wattage**

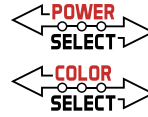
45	45W
35	35W

**9 Color Select Designation**

A	3500/4000/5000K
---	-----------------

**5 Nominal Size**

14	1' x 4'
22	2' x 2'
24	2' x 4'



# KT-BPLEDXXPS-XXE-8CSA-VDIM /FC5

## BACKLIT LED PANEL LIGHT

**ORDERING EXAMPLES**


FIXTURE WITH MULTIPLE FACTORY-INSTALLED ACCESSORIES\*

**KT-BPLED35PS-14E-8CSA-VDIM /FC5 /MC63/EM5**



FIXTURE WITH ONE FACTORY-INSTALLED ACCESSORIES\*

**KT-BPLED35PS-14E-8CSA-VDIM /FC5 /EM5**




FIXTURE WITH ONE FACTORY-INSTALLED ACCESSORIES\*

**KT-BPLED35PS-14E-8CSA-VDIM /FC5 /MC63**



FIXTURE WITH NO FACTORY-INSTALLED ACCESSORIES

**KT-BPLED35PS-14E-8CSA-VDIM /FC5**



\* When ordering more than one factory-installed accessory, use multiple suffixes as shown in the ordering examples above.  
**Note:** All accessories can also be ordered separately for field installation using just their regular Catalog Number, UPC, or Easy Code.

KEYSTONE FIXTURE	
Catalog Number	
KT-BPLED35PS-14E-8CSA-VDIM /FC5	

CORD SETS		
	Suffix*	Catalog Number
<input checked="" type="checkbox"/>	/MC63	KT-MC-NP-6-18/3

EMERGENCY BACKUPS		
	Suffix*	Catalog Number
<input checked="" type="checkbox"/>	/EM5	KT-EMRG-LED-5C-500-EN /DF