




# XFIT



## KT-CWLED44PS-4-8CSA-VDIM

### LED WRAP FIXTURE

#### DESCRIPTION

4ft LED Curved Wrap Fixture | 120-277V Input | Frosted Lens | 0-10V Dimming

#### APPLICATION

Used for commercial, retail, and residential applications



**10 YEAR**  
LIMITED WARRANTY

#### PRODUCT FEATURES

- Features Keystone Power Select technology (44/28/18W). Adjust power between 44/28/18W, changing lumen output to set high end trim.
- Features Keystone Color Select technology (3500/4000/5000K)
- Powered by Keystone 0-10V dimming LED drivers, dimmable to 10%
- Ambient operating temperature: -20°C/- 4°F to 45°C/113°F
- Compatible with Keystone SmartSafe emergency backups
- Available with Keystone's Smart Loop Bluetooth™ mesh wireless system, with features such as high-end trim, grouping, occupancy/vacancy sensing, and scheduling.
- ½" NPS (.87" KO) on both ends of fixture, with internal wire way, for wire passage on end to end installations.
- Luminaire is suitable for installation within a clothes closet storage space
- LED lifetime: L70 >100,000 hours @ 25°C ambient fixture temperature
- Low optical flicker
- THD: < 20%
- Power factor > 0.95

#### PERFORMANCE SPECIFICATIONS

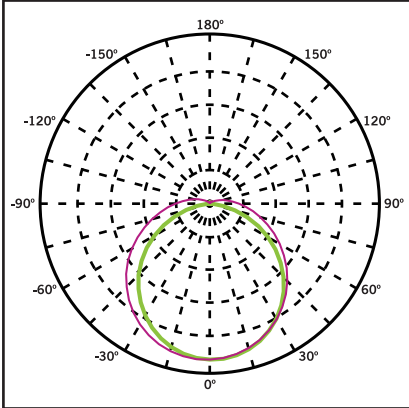
Catalog Number	Input Voltage	Wattage	Color Temperature	Lumen Output	Efficacy	CRI	Power Factor	Lifetime
KT-CWLED44PS-4-8CSA-VDIM	120-277V	44W	3500K	5,984	136 lm/W	> 80	> 0.90	50,000hrs
			4000K	6,072	138 lm/W			
			5000K	6,116	139 lm/W			
		28W	3500K	4,004	143 lm/W			
			4000K	4,032	144 lm/W			
			5000K	4,060	145 lm/W			
		18W	3500K	2,628	146 lm/W			
			4000K	2,646	147 lm/W			
			5000K	2,664	148 lm/W			

# KT-CWLED44PS-4-8CSA-VDIM

## LED WRAP FIXTURE

### PHOTOMETRIC SPECIFICATIONS

#### POLAR CANDELA DISTRIBUTION



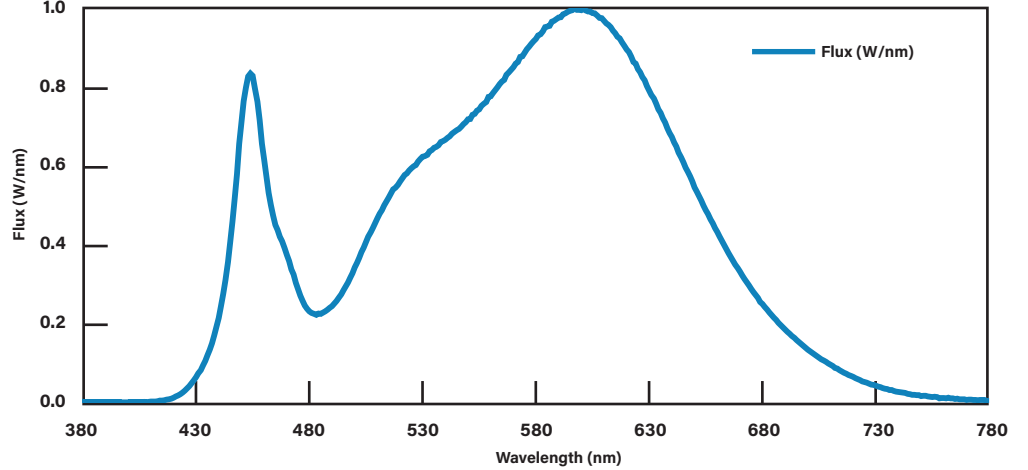
Maximum Candela = 1846.0  
 Located at Horizontal Angle = 0,  
 Vertical Angle 0

1. **Violet** Vertical Plane through Horizontal Angles (90-270)
2. **Green** Vertical Plane through Horizontal Angles (0-180)

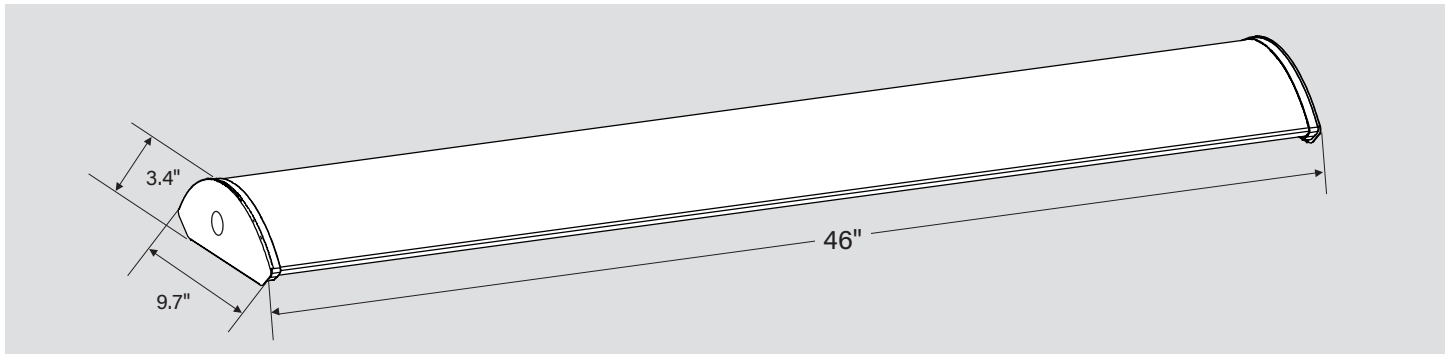
**Beam Angle: 220°**


**Visible Light Area: 325°**

#### RELATIVE SPECTRAL POWER DISTRIBUTION



### PHYSICAL SPECIFICATIONS

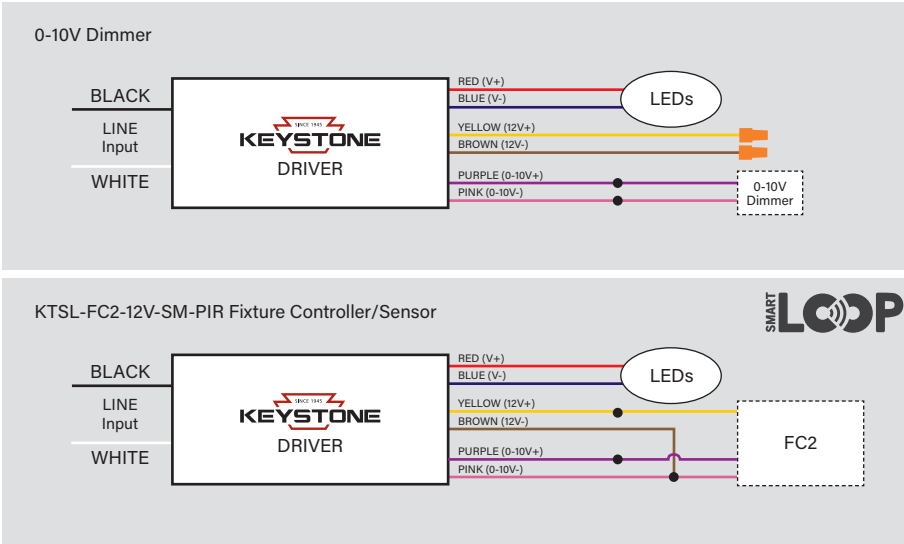




# KT-CWLED44PS-4-8CSA-VDIM

## LED WRAP FIXTURE

### WIRING DIAGRAMS





# KT-CWLED44PS-4-8CSA-VDIM

## LED WRAP FIXTURE

### ACCESSORIES

#### SENSORS/CONTROLLERS

**Factory-Installable OR Field-Installable** (field-installable purchased separately)

✓	SUFFIX*	CATALOG NUMBER	DESCRIPTION	UPC	EASY CODE
	/FC2	KTSL-FC2-12V-SM-PIR**	Bluetooth mesh wireless low voltage individual fixture controller for SmartLoop system with integrated daylight and PIR motion sensors	843654135236	TCM-01
	/MW	KTS-MW3-UV-KO-K2	LED Microwave Occupancy/Daylight Sensor   Performance Parameters Set by Remote Control	843654134352	TBV-76

Keystone SmartLoop is a DLC qualified network lighting control solution, offering advanced functions such as complete wireless control, zoning, high-end trim, occupancy/vacancy sensing, scene setting, and scheduling. To learn more about smartloop, please visit <http://www.keystonetech.com/smartloop>



Bluetooth mesh wireless fixture controller  
KTSL-FC2-12V-SM-PIR






LED Microwave Occupancy/Daylight Sensor  
KTS-MW3-UV-KO-K2

\*\* KT-CWLED44PS-4-8CSA-VDIM /FC2 AVAILABLE FOR QUICK SHIP

#### CORD SETS

**Factory-Installable OR Field-Installable** (field-installable purchased separately)

✓	SUFFIX*	CATALOG NUMBER	DESCRIPTION	UPC	EASY CODE
	/515P6	KT-CS-515P-6-18/3	Cord set for high bay; 125V NEMA 5-15P; straight blade plug; 6' SJTOW cable; 18/3 wire	843654140124	UKH-26
	/L715P10	KT-CS-L715P-10-16/3	Cord set for high bays; 277V NEMA L7-15P; twist lock plug; 10' SJTOW cable; 16/3 wire	843654140131	SFV-88
	/L615P10	KT-CS-L615P-10-16/3	Cord set for high bays; 250V NEMA L6-15P; twist lock plug; 10' SJTOW cable; 16/3 wire	843654140148	ZQS-05
	/L515P10	KT-CS-L515P-10-16/3	Cord set for high bays; 125V NEMA L5-15P; twist lock plug; 10' SJTOW cable; 16/3 wire	843654140155	GVH-22
	/L715P6	KT-CS-L715P-6-16/3	Cord set for high bays; 277V NEMA L7-15P; twist lock plug; 6' SJTOW cable; 16/3 wire	843654140162	DVU-44
	/L615P6	KT-CS-L615P-6-16/3	Cord set for high bays; 250V NEMA L6-15P; twist lock plug; 6' SJTOW cable; 16/3 wire	843654140179	LCW-66
	/L515P6	KT-CS-L515P-6-16/3	Cord set for high bays; 125V NEMA L5-15P; twist lock plug; 6' SJTOW cable; 16/3 wire	843654140186	POC-82
	/NP10	KT-CS-NP-10-16/3	Cord for high bays; no plug; inners 1/2" strip on both ends; 10' SJTOW cable; 16/3 wire	843654140193	YOH-90
	/NP6	KT-CS-NP-6-16/3	Cord for high bays; no plug; inners 1/2" strip on both ends; 6' SJTOW cable; 16/3 wire	843654140216	HUB-73
	/NP15	KT-CS-NP-15-16/3	Cord for high bays; no plug; inners 1/2" strip on both ends; 15' SJTOW cable; 16/3 wire	843654140209	EYD-18



\* FOR FACTORY INSTALLATION OF ACCESSORY, ADD SUFFIX TO FIXTURE PART NUMBER (SEE ORDERING EXAMPLES AND INSTRUCTIONS ON LAST PAGE OF SPEC SHEET).  
**NOTE:** FOR CORD SETS NOT LISTED HERE, PLEASE CONTACT YOUR KEYSTONE SALES REP.

*(Accessories continued on next page)*



# KT-CWLED44PS-4-8CSA-VDIM

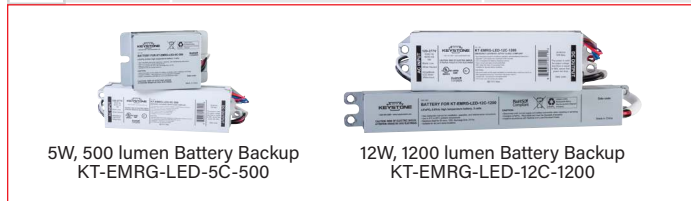
## LED WRAP FIXTURE

### ACCESSORIES (continued)

#### EMERGENCY BACKUPS

Factory-Installable OR Field-Installable (field-installable purchased separately)

✓	SUFFIX*	CATALOG NUMBER	DESCRIPTION	UPC	EASY CODE
	/EM5†	KT-EMRG-LED-5C-500	5W, 500 lumen Smart Safe emergency backup, CEC T20 Compliant	843654103099	JTR-48
	/EM12†	KT-EMRG-LED-12C-1200	12W , 1200 lumen Smart Safe emergency backup, CEC T20 Compliant	843654103112	OJQ-32



\* FOR FACTORY INSTALLATION OF ACCESSORY, ADD SUFFIX TO FIXTURE PART NUMBER (SEE ORDERING EXAMPLES AND INSTRUCTIONS ON LAST PAGE OF SPEC SHEET).  
 † FACTORY INSTALLATION OF EMERGENCY BACKUP UNITS WILL AUTOMATICALLY INCLUDE ANY RELEVANT MOUNTING BRACKET.

#### MOUNTS/BRACKETS

Field-Installable / Field-Use ONLY (purchased separately)

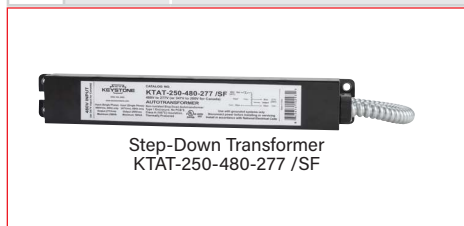
CATALOG NUMBER	DESCRIPTION	UPC	EASY CODE
KT-CWLED-SLB-1	Microstrip Bracket for Smart Loop KTSL-FC2-12V-SM-PIR Sensor	843654139876	KPV-40
KT-CWLED-TRIM-1	Trim plate for KT-CWLED fixtures. Used to cover up existing holes from larger fixtures. 20in x 52in.	843654138749	YMZ-64




#### STEP-DOWN TRANSFORMERS

Factory-Installable OR Field-Installable (field-installable purchased separately)

✓	SUFFIX*	CATALOG NUMBER	DESCRIPTION	UPC	EASY CODE
	/480††	KTAT-250-480-277 /SF	Fully enclosed, single flex step-down transformer for LED high bay fixtures (250VA or lower)	843654102931	XIM-17



\* FOR FACTORY INSTALLATION OF ACCESSORY, ADD SUFFIX TO FIXTURE PART NUMBER (SEE ORDERING EXAMPLES AND INSTRUCTIONS ON LAST PAGE OF SPEC SHEET).  
 † FACTORY INSTALLATION OF STEP-DOWN TRANSFORMER UNITS WILL AUTOMATICALLY INCLUDE ANY RELEVANT MOUNTING BRACKET.  
 †† STEP-DOWN TRANSFORMERS CANNOT BE ORDERED IN CONJUNCTION WITH STANDARD SJTOW CORD SET OPTIONS (CONTACT KEYSTONE SALES REP FOR AVAILABLE CUSTOM OPTIONS IF NEEDED).



# KT-CWLED44PS-4-8CSA-VDIM

## LED WRAP FIXTURE

### ORDERING INFORMATION

ORDER CODE	PACK QTY.	UPC	EASY CODE	DLC PRODUCT ID
KT-CWLED44PS-4-8CSA-VDIM	1	843654137292	JWD-82	P3VQ2JYW
				S-SPVJ50

### ORDERING INFORMATION - QUICK SHIP PRODUCTION ITEMS

ORDER CODE	PACK QTY.	UPC	EASY CODE
KT-CWLED44PS-4-8CSA-VDIM /FC2	1	843654148953	YOT-56

### CATALOG NUMBER BREAKDOWN

# KT-CWLED44PS-4-8CSA-VDIM


- 1
- 2
- 3
- 4
- 5
- 6
- 7
- 8
- 9

- 1 Keystone Technologies
- 2 LED Curved Wrap Fixture
- 3 Wattage
- 4 Power Select
- 5 4' Nominal Length
- 6 80 CRI
- 7 Color Select
- 8 Color Select Designation
- 9 0-10V Dimming

### ORDERING EXAMPLES


FIXTURE WITH MULTIPLE FACTORY-INSTALLED ACCESSORIES\*

**KT-CWLED44PS-4-8CSA-VDIM /MW/L715P6/EM5**




FIXTURE WITH MULTIPLE FACTORY-INSTALLED ACCESSORIES\*

**KT-CWLED44PS-4-8CSA-VDIM /MW/EM5/480**




FIXTURE WITH TWO FACTORY-INSTALLED ACCESSORIES\*

**KT-CWLED44PS-4-8CSA-VDIM /MW/480**




FIXTURE WITH SINGLE FACTORY-INSTALLED ACCESSORY

**KT-CWLED44PS-4-8CSA-VDIM /MW**



FIXTURE WITH NO FACTORY-INSTALLED ACCESSORIES

**KT-CWLED44PS-4-8CSA-VDIM**



#### KEYSTONE FIXTURE

CATALOG NUMBER
KT-CWLED44PS-4-8CSA-VDIM

#### SENSORS

SUFFIX	CATALOG NUMBER
✓ /MW	KTS-MW3-UV-KO-K2

#### CORD SETS

SUFFIX	CATALOG NUMBER
✓ /L715P6	KT-CS-L715P-6-16/3

#### EMERGENCY BACKUP

SUFFIX	CATALOG NUMBER
✓ /EM5	KT-EMRG-LED-5C-500

#### STEP-DOWN TRANSFORMERS

SUFFIX	CATALOG NUMBER
✓ /480	KTAT-250-480-277 /SF

**NOTE:** STEP-DOWN TRANSFORMERS CANNOT BE ORDERED IN CONJUNCTION WITH STANDARD SJTOW CORD SET OPTIONS (CONTACT KEYSTONE SALES REP FOR AVAILABLE CUSTOM OPTIONS IF NEEDED).

\* WHEN ORDERING MORE THAN ONE FACTORY-INSTALLED ACCESSORY, USE MULTIPLE SUFFIXES AS SHOWN IN THE ORDERING EXAMPLES ABOVE.  
**NOTE:** ALL ACCESSORIES CAN ALSO BE ORDERED SEPARATELY FOR FIELD INSTALLATION USING JUST THEIR REGULAR CATALOG NUMBER, UPC, OR EASY CODE.