

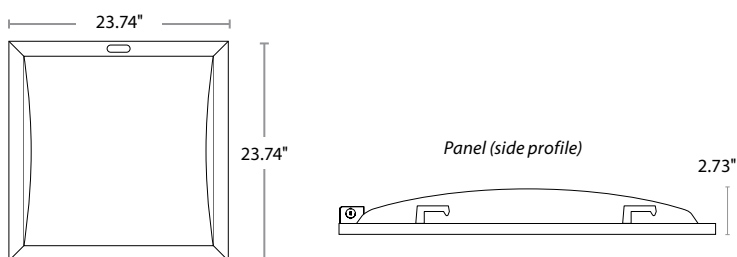
LED ARCH LIGHT PANEL

Smart Enabled Sensor Socket, Watt & CCT Selectable



Dimensions

Order Code	Size	Length	Width	Height	Weight
APT2S	2' x 2'	23.74"	23.74"	2.73"	7.954



Mounting

- Grid ceiling
- Drywall
- Suspension

Project	
Catalog	
Type	Date

Description

Elevate your environment with the Litetronic LED Arch Light Panel — a next-generation lighting solution that blends intuitive control, superior efficiency, and bold architectural styling for today's interior grid ceiling spaces. Designed to adapt seamlessly to ambient daylight and environmental conditions, this sleek fixture delivers smart performance with a designer's touch.

The LED Arch Light Panel features field-selectable wattage and color temperature (CCT), providing unmatched flexibility from a single, sophisticated unit. With up to five wattage settings and four precision-engineered color temperatures (3000K/3500K/4000K/5000K), it allows for tailored lighting experiences across diverse applications. This built-in versatility also makes it a dream for ESCOs and distributors; streamlining inventory with fewer SKUs and reducing ordering complexity — all while delivering effortless customization for end users.

Maximize intelligence and efficiency by pairing the panel with an optional plug-in sensor (sold separately) for advanced occupancy detection and daylight harvesting. Easily personalize lighting preferences with just a few taps using our LiteSmart mobile app you can: group fixtures, turn lights on/off, control dimming levels, or program based upon a schedule to create dynamic scenes that match the space's needs and moods. Once installed, the entire system can be configured and controlled through the app or our stylish SCR054 wireless remote (sold separately).

Engineered for performance, the LED Light Panel delivers up to 125 lumens per watt over an impressive 50,000-hour lifespan. It outperforms outdated fluorescent systems by slashing energy costs and eliminating routine maintenance — all while complementing modern architectural interiors. Backed by an industry-best 5-year warranty, this panel is your go-to for enduring performance, energy savings, and visual sophistication.

Features & Accessories

- 5 Selectable watt settings
- Selectable CCT (3000K | 3500K | 4000K | 5000K)
- DLC 5.1 Premium (pending)
- Size: 2'x2'
- Compatible with Emergency Battery Backup
- 50,000-hour rated life
- 5-year warranty
- Optional pluggable Bluetooth PIR sensor enabling occupancy sensing and daylight harvesting (sold separately)
- IR Programming feature using the SCR054 remote control
- Wireless setup and group control via LiteSmart mobile app
- Local control via bluetooth wall switch accessory

Markets

- Schools and universities
- Offices and municipal buildings
- Healthcare facilities and hospitals
- Commercial & Retail Spaces
- Lobbies & Conference Rooms

LED ARCH LIGHT PANEL

Smart Enabled Sensor Socket, Watt & CCT Selectable

Project	
Catalog	
Type	Date

Specifications

Performance	
Life (@L70)	50,000 Hr.
Warrenty	5 Yr.
Operating Temp	-4°F to 104°F (-20°C to 40°C)
Efficacy (LPW)	125
CRI	>80

Electrical	
Input Voltage	120-277V
Input Frequency	50 / 60 Hz
PF	≥ 0.9
THD	<20%
Surge Protection	ANSI C82.77 compliant
Dimming	0-10V Dimming Standard
Whip / Cord	No
Optional Sensor	SC010 - PIR, Bluetooth Interface

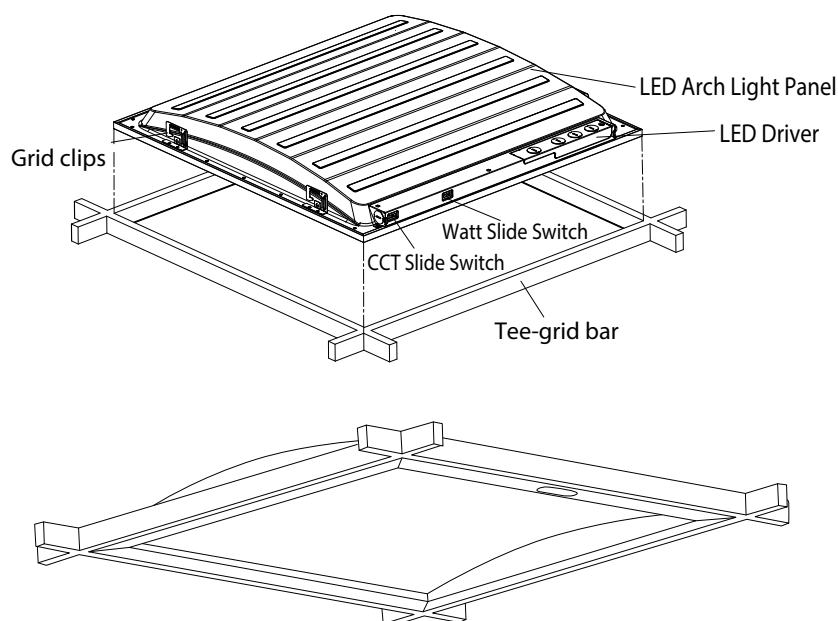
Mounting	
Standard	T-bar grid (drop ceilings)
Wiring Access	1/2" trade size knockouts

Optical	
Beam	110°
Lens	Poly Carbonate
UGR	<22
Physical	
Finish	Powder Coat
Color	White
Housing	N/A

Industry Standards & Ratings	
IP	20
IK	N/A
Location	Damp
IC	Yes/No
UL / ETL	ETL
FCC	Yes
RoHS	Yes
DLC	5.1 Premium (Pending)

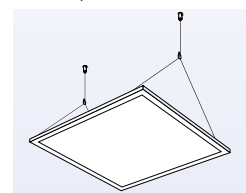
Product Overview & Installation

Standard Grid Ceiling Mounting

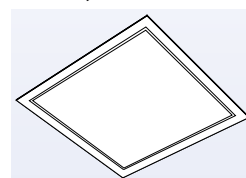


Alternative Mounting Options

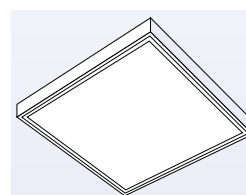
Suspension mounted



Drywall mounted



Surface mounted



LED ARCH LIGHT PANEL

Smart Enabled Sensor Socket, Watt & CCT Selectable





Project	
Catalog	
Type	Date

Ordering Information



Main Fixture

Ordering Code	Description	Size	Watts	Volts	CCT (k)	Lumens
APT2S	2x2 LED Arch Light Panel Watt and CCT Selectable With Sensor Socket	2' x 2'	18W 20W 25W 30W 36W	120-277V	3000K 3500K 4000K 5000K	2250 2500 3125 3750 4500



Accessories - Sensors & Controls

Ordering Code	Image	Description	Usage
EB10		10W Emergency Battery Backup	Supplies battery backup to an individual fixture for up to 90 minutes. Ordered with EBCM or EBAM indicator module.
EBCM		Ceiling-mounted Indicator Module	This Ceiling-mounted Indicator Module (EBCM) is used with one of Litetronics' emergency battery backup products (EB10, EB10N or EB20) to provide a visual confirmation of the operational status of the EBB unit. This module is typically used in grid ceiling applications where it is recess mounted in a panel adjacent to the fixture.
EBAM		Adhesive-mounted Indicator Module	This Adhesive-mounted Indicator Module (EBAM) is used with one of Litetronics' emergency battery backup products (EB10, EB10N or EB20) to provide a visual confirmation of the operational status of the EBB unit. This module is typically used in open ceiling or drywall ceiling applications where the module is applied to the side of the fixture, mounting kit, or a nearby structural element.
TR01		Test Remote Control	Used for testing and demonstrating the functionality of EB10 emergency battery backup integrated products. Only one remote required per area, building or site as necessary.

Bluetooth Sensor & Control Accessory

Ordering Code	Image	Description	Usage
SC010		Pluggable Bluetooth PIR Sensor with IR	This sensor enables wireless control of fixtures, or groups of fixtures, through the LiteSmart mobile app.
SCR054		Remote Control	Used to Commission LiteTronics "Next Generation" LiteSmart IR-Enabled sensors.

Bluetooth Control Switches

Ordering Code	Image	Description	Usage
BCS03		Bluetooth button battery powered wall switch	Used to control functionality of the fixture; on/off, dimming, daylight harvesting and scene selection. Dimensions: 3" width x 4 5/8" height x 1/4" depth.
BCS05		Bluetooth 7 Button AC Powered Wall Switch 120-277V	AC powered wall switch used to control functionality of the fixture; on/off, dimming and scene selection.

Note: Switches don't have CCT selectable capability.

LED ARCH LIGHT PANEL

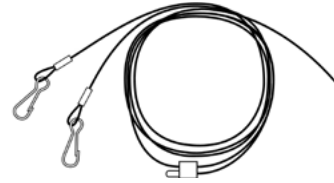
Smart Enabled Sensor Socket, Watt & CCT Selectable

Project	
Catalog	
Type	Date

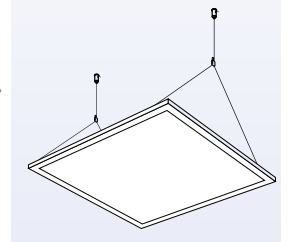
Mounting Options

Suspension Mount Kit

Ordering Code	Description	Usage	Weight Rating	Max Distance from Ceiling
PTAM212	2X2 Suspension Mount Kit	Suspend 2x2 Panels from ceiling	25 lbs	4.45'

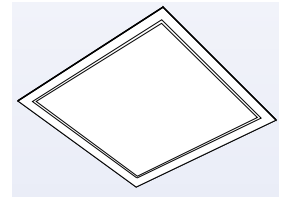
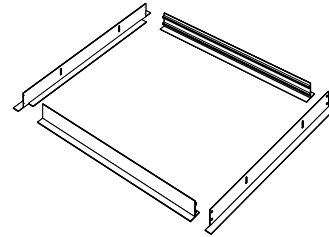


Cable Length is 5'



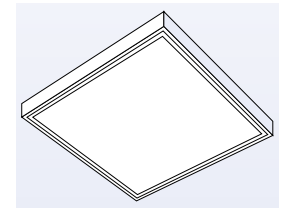
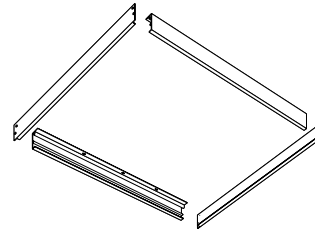
Drywall Mount Kit

Ordering Code	Description	Usage	Outside Dimensions
PADMT2	2x2 Drywall Mount Kit	Recess mount 2x2 Panels in ceiling	25.19" x 25.19" x 0.98"



Surface Mount Kit

Ordering Code	Description	Usage	Outside Dimensions
VASSMT2	2x2 Surface Mount Kit	Surface mount 2x2 Panels to ceiling	24.07" x 23.94" x 3.15"



Disclaimer: Specifications are subject to change without notice. While Litetronics makes every effort to ensure accuracy, we do not guarantee the completeness or reliability of the information provided. For the most current product data, please visit www.litetronics.com.