

PROJECT:	
CATALOG #	
TYPE:	DATE:



LED HIGH CEILING PANEL

SELECTABLE CCT AND WATTS WITH SENSOR SOCKET

DESCRIPTION

The High Ceiling LED Panel provides energy-efficient, high quality output and superior illuminance in high ceiling applications such as gymnasiums, recreational, retail and commercial spaces.


With 2 selectable CCT offerings along with 6 selectable wattage options, the LED High Ceiling Panel is not only an affordable fixture, its the most versatile in the market.

This fixture fits directly into standard grid ceilings, but can also be easily suspended in high ceiling spaces to deliver abundant light for the activities below.

The optional microwave, PIR and Bluetooth motion sensors takes savings a step further, enabling occupancy sensing and daylight harvesting. It's a simple touch on your smartphone or tablet to program and control our fixtures with our LiteSmart mobile and LiteSmartPlus iPad apps (LiteSmartPlus available on iPad app store only).

FEATURES

- 170 LPW
- DLC 5.1 Premium
- Selectable wattage (6 settings)
HOPT25 - 80 | 100 | 120 | 150 | 170 | 215
HOPT45 - 105 | 145 | 180 | 260 | 290 | 325
- Selectable CCT (4000K | 5000K)
- 0-10V dimming
- 50,000-hour rated life
- 5-year warranty



APPLICATIONS

- Basketball courts
- Gymnasiums
- Racquetball Courts
- Recreational spaces
- Commercial high-height ceilings
- Food courts
- Auto dealer showrooms

Applications Notes: Fixture is not IC rated and not suitable for insulation covering the driver box. T-Grid and suspended mounting requires min. 2-foot clearance above fixture to allow heat dissipation.

CERTIFICATIONS



SPECIFICATIONS

Life (@L70): 50,000 hours

Warranty: 5 years

PERFORMANCE

Operating temp: -4°F to 122°F (-20°C to 50°C)

Efficacy (LPW): 170 LPW

CRI: ≥80

ELECTRICAL

Input voltage: 120-277V

Input frequency: 50/60Hz

PF: ≥0.9

THD: <20%

Surge protection: N/A

Dimming: 0-10V dimming

Minimum dimming: N/A

Aux. Voltage: No

Driver CL: N/A

Whip/Cord: No

Sensor: Pluggable microwave, PIR, Bluetooth

OPTICAL

Beam: 95°

Lens: Prismatic Heat-Resistant
Polycarbonate

UGR: 28

PHYSICAL

Finish: Powder Coat

Color: White

Housing: Painted Steel

INDUSTRY STANDARDS/RATINGS

IP: 20

IK: N/A

Location: Damp

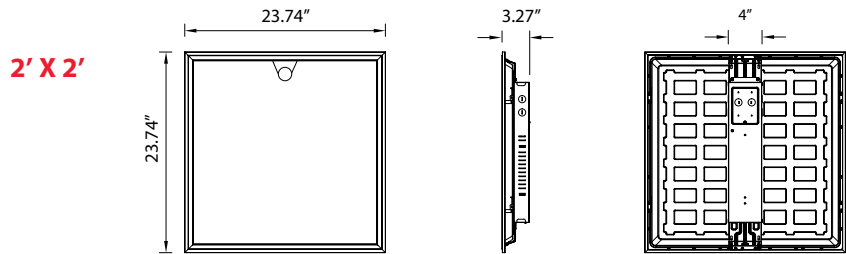
IC: No

UL/ETL: ETL

FCC: Yes

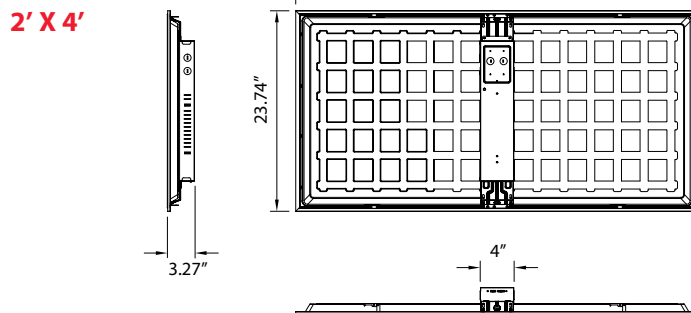
RoHS: Yes

DLC: DLC 5.1 Premium

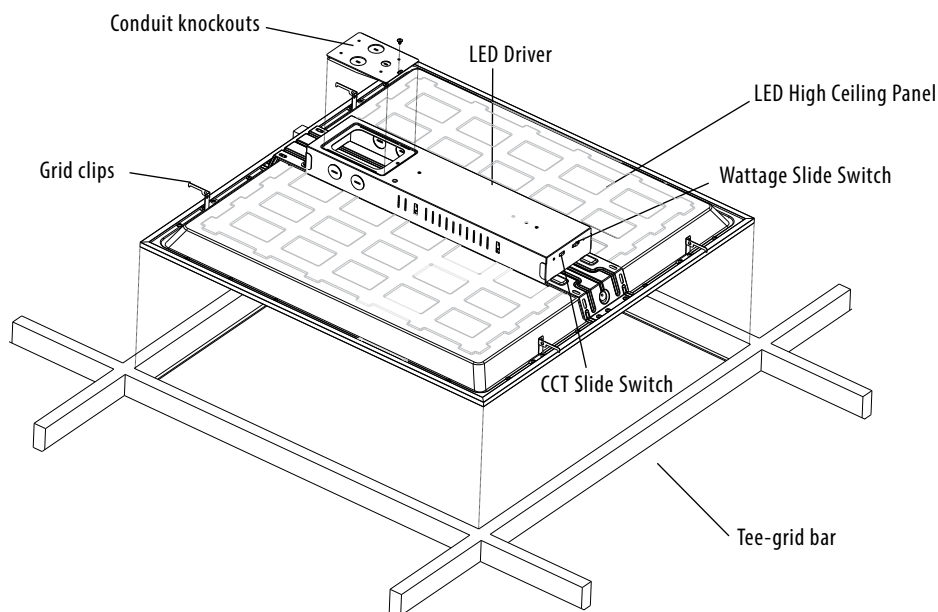


DIMENSIONS / WEIGHT

ORDER#	SIZE	LENGTH	WIDTH	HEIGHT	WEIGHT
HOPT2S	2' x 2'	23.74"	23.74"	3.27"	8.157 lbs.
HOPT4S	2' x 4'	47.67"	23.74"	3.27"	12.126 lbs.



PRODUCT OVERVIEW AND INSTALLATION



ORDERING

HOPT4S



HOPT2S



ORDERING CODE	DESCRIPTION	SIZE	WATTS	VOLTS	CCT (K)	LUMENS
HOPT4S	Selectable CCT and Watts LED High Ceiling Panel with Sensor Socket	2' X 4'	105 145 180 260 290 325	100-277V	4000 5000	17850 24650 30600 44200 49300 55250
HOPT2S	Selectable CCT and Watts LED High Ceiling Panel with Sensor Socket	2' x 2'	80 100 120 150 170 215	100-277V	4000 5000	13600 17000 20400 25500 28900 36550

Application Note: Fixture is not IC rated and not suitable for insulation covering the driver box.

T-Grid and suspended mounting requires min. 2-foot clearance above fixture to allow heat dissipation.

EB40



HOPTPL4



HOPTPL2



ACCESSORIES

ORDERING CODE	DESCRIPTION	USAGE
EB40	40W Emergency Battery Backup	Supplies 90 minutes of battery backup to the fixture in times of a power outage. <ul style="list-style-type: none"> This unit is compatible with fixtures using >1W and <260W. This unit is not currently compatible with sensor usage.
HOPTAPL4	3mm Protective Lens for 2x4 Led High Ceiling Light Panel. Cannot be used with sensor.	
HOPTAPL2	3mm Protective Lens for 2x2 Led High Ceiling Light Panel. Cannot be used with sensor.	

NOTE: EB40 compatible only up to 260W 2x4 and all 2x2 wattages.

SENSORS & CONTROLS

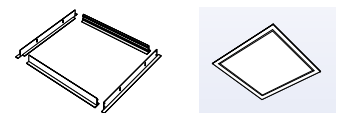
MODEL #	DESCRIPTION	USAGE
SC005	Plug-in PIR Sensor	Enable occupancy sensing and daylight harvesting on pluggable fixtures.
SC006	Plug-in Microwave Sensor	Enable occupancy sensing and daylight harvesting on pluggable fixtures.
SC008	Plug-in Bluetooth PIR Sensor with IR	This sensor enables wireless control of fixtures, or groups of fixtures, through the LiteSmart mobile app.
SCR053	Remote Control for plug-in PIR and Microwave sensors	Used to adjust sensor settings after installation, from the ground.
SCR054	Remote Control	Used to Commission LiteTronics "Next Generation" LiteSmart IR-Enabled Sensor.



DRYWALL MOUNT KIT

MODEL #	DESCRIPTION	USAGE	OUTSIDE DIMENSIONS
FPAM224	2x4 Drywall Mount Kit	Recess mount 2x4 Panels in ceiling surfaces	47.85" x 23.94" x 2.44"
FPAM222	2x2 Drywall Mount Kit	Recess mount 2x2 Panels in ceiling surfaces	24.07" x 23.94" x 2.44"

NOTE: Allow a 2' - 3' of plenum space when installing mount kit.



SUSPENSION MOUNT KIT

MODEL #	DESCRIPTION	USAGE	WEIGHT RATING	DISTANCE FROM CEILING
PTAM214	2x4 Suspension Mount Kit	Suspend 2x4 Panels from ceiling	25 lbs	4.45'
PTAM212	2X2 Suspension Mount Kit	Suspend 2x2 Panels from ceiling	25 lbs	4.45'



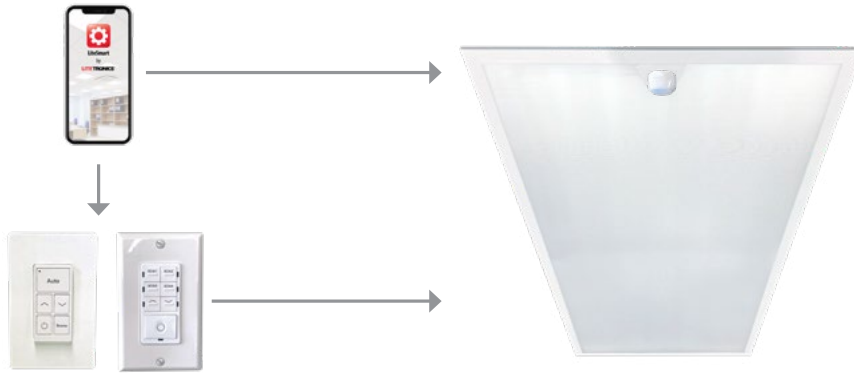
Cable Length is 5'

Litetronics, Inc. | 6969 W. 73rd St. Bedford Park, IL 60638 | Tel:1-800-860-3392 | customerservice@litetronics.com

www.Litetronics.com

WIRELESS CONTROL

The LED Smart Light Panel uses bluetooth technology for a completely wireless connection to your smart phone or remote wall switch.



Set up and manage your space with LiteSmart.

Use the remote switch for everyday control.



LITESMART
by Litetronics

LiteSmart is a mobile app that enables total management of lighting systems at the touch of your fingers. Within the app, all Smart LED Light Panel functionality can be set up and controlled, including power, dimming, grouping, scene creation and time scheduling. Adjustments can also be made to the occupancy sensor and daylight harvesting settings, then implemented across an entire group in seconds.

BENEFITS

- Total control over your lighting system
- Quick and easy changes that can be implemented in seconds across a group of fixtures
- Further energy reduction via occupancy sensing, daylight harvesting and max wattage control
- Ability to create custom scenes based on specific needs, such as presentations
- Time scheduling that sets hours of operation per day

NETWORK CAPABILITIES

- Unlimited admins and guests can be added to each network
- Each network supports up to 100 fixtures
- Individual fixtures can belong to up to 32 groups
- Up to 127 scenes can be created from one network
- Up to 10 switches can be created from one network



WIRELESS SWITCH
Part #BCS03
or BCS05

The bluetooth control switch comes in handy for the daily occupants of a space. This switch, which can be wall mounted, enables quick adjustments to be made to a specific group of fixtures. Features include on/off, dimming, daylight harvesting and scene selection. The switch must be set up through the LiteSmart mobile app, but can then function on it's own within any space.

BENEFITS

- Control over key functions for a specific group of lights
- Adjustments are quick and easy, and create an optimized space for a variety of needs
- Further reduce energy via daylight harvesting function, or disable daylight harvesting for full brightness
- Ability to choose between custom scenes based on specific needs within the space

SWITCH CAPABILITIES

- Enable/disable auto daylight harvesting
- Brighten/dim a group or turn on/off the entire group of fixtures
- Program up to 3 scenes per switch

HAVE QUESTIONS?

Our Customer Service team can help. Call us at 800-860-3392 or send an email to customerservice@litetronics.com