

PROJECT:	
CATALOG #	
TYPE:	DATE:



LED HIGH CEILING PANEL

DELIVERS UP TO 55,000 LUMENS

DESCRIPTION

This High Ceiling LED Panel provides energy-efficient, high quality output and superior illuminance in high ceiling applications such as gymnasiums, recreational, retail and commercial spaces. This fixture fits directly into standard grid ceilings, but can also be easily suspended in high ceiling spaces to deliver abundant light for the activities below.

FEATURES

- 170 LPW
- DLC 5.1 Premium
- Selectable wattage (3 settings)
- Selectable CCT (2 settings)
- 0-10V dimming
- 50,000-hour rated life
- 5-year warranty

APPLICATIONS

- Basketball courts
- Gymnasiums
- Racquetball Courts
- Recreational spaces
- Commercial high-height ceiling
- Food courts
- Auto dealer showrooms

Applications Notes: Fixture is not IC rated and not suitable for insulation covering the driver box. T-Grid and suspended mounting requires min. 2-foot clearance above fixture to allow heat dissipation.

CERTIFICATIONS



SPECIFICATIONS

Life (@L70): 50,000 hours

Warranty: 5 years

PERFORMANCE

Operating temp: -4°F to 122°F (-20°C to 50°C)

Efficacy (LPW): 170 LPW

CRI: ≥80

ELECTRICAL

Input voltage: 120-277V

Input frequency: 50/60Hz

PF: ≥0.9

THD: <20%

Surge protection: N/A

Dimming: 0-10V dimming

Minimum dimming: N/A

Aux. Voltage: No

Driver CL: N/A

Whip/Cord: No

Sensor: No

OPTICAL

Beam: 95°

Lens: Prismatic Heat-Resistant
Polycarbonate

UGR: 28

PHYSICAL

Finish: Powder Coat

Color: White

Housing: Painted Steel

INDUSTRY STANDARDS/RATINGS

IP: 20

IK: N/A

Location: Damp

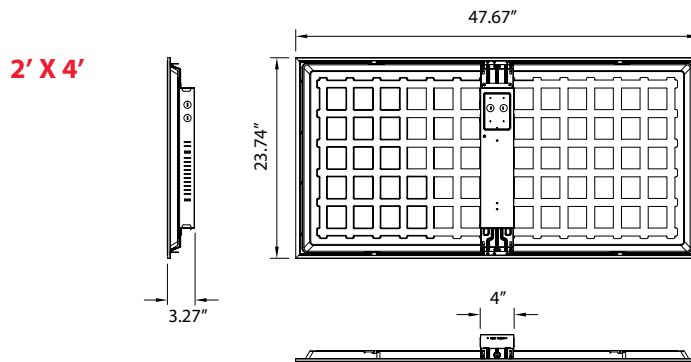
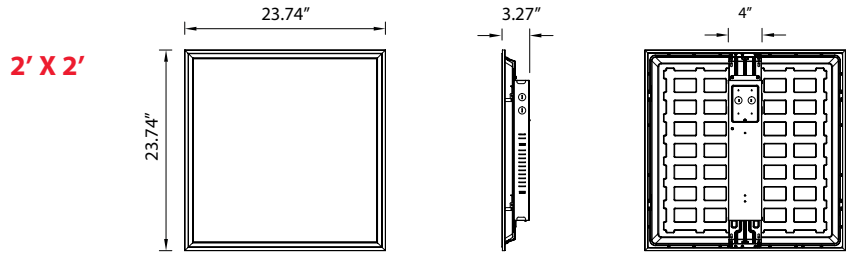
IC: No

UL/ETL: ETL

FCC: Yes

RoHS: Yes

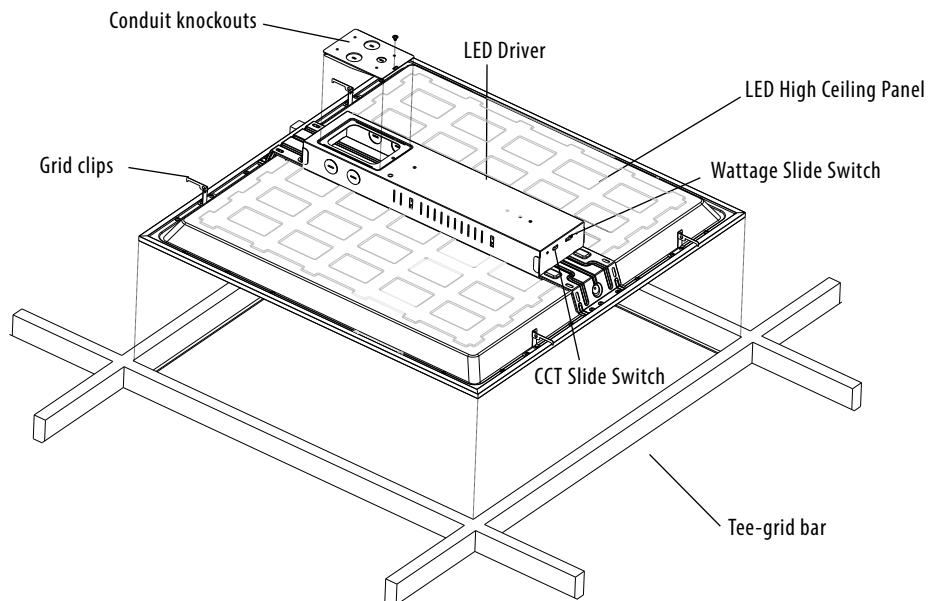
DLC: DLC 5.1 Premium



DIMENSIONS / WEIGHT

ORDER#	SIZE	LENGTH	WIDTH	HEIGHT	WEIGHT
HOPT2	2' x 2'	23.74"	23.74"	3.27"	8.157 lbs.
HOPT4	2' x 4'	47.67"	23.74"	3.27"	12.126 lbs.

PRODUCT OVERVIEW AND INSTALLATION



ORDERING



ORDERING CODE	DESCRIPTION	SIZE	WATTS	VOLTS	CCT (K)	LUMENS
HOPT4	LED High Ceiling Panel	2' X 4'	260 290 325	100-277V	4000 5000	44,200 49,300 55,250
HOPT2	LED High Ceiling Panel	2' x 2'	150 170 215	100-277V	4000 5000	25,500 28,900 36,550

Applications Notes: Fixture is not IC rated and not suitable for insulation covering the driver box.
T-Grid and suspended mounting requires min. 2-foot clearance above fixture to allow heat dissipation.



HOPTPL4



HOPTPL2

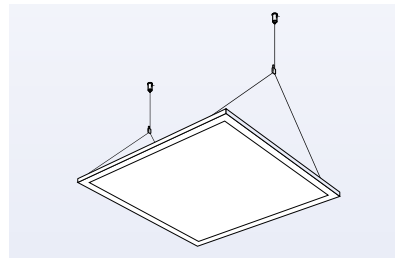


ACCESSORIES

ORDERING CODE	DESCRIPTION	USAGE
EB40	40W Emergency Battery Backup	Supplies 90 minutes of battery backup to the fixture in times of a power outage. <ul style="list-style-type: none"> This unit is compatible with fixtures using >1W and <260W. This unit is not currently compatible with sensor usage.
HOPTAPL4	3mm Protective Lens for 2x4 Tunable Led High Ceiling Light Panel. Made to order only.	
HOPTAPL2	3mm Protective Lens for 2x2 Tunable Led High Ceiling Light Panel. Made to order only.	

NOTE: EB40 compatible only with 260W 2x4 and all 2x2 wattages (215W, 170W, 150W).

SUSPENSION MOUNT KIT



MODEL #	DESCRIPTION	USAGE	WEIGHT RATING	MAX DISTANCE FROM CEILING
PTAM214	2x4 Suspension Mount Kit	Suspend 2x4 Panels from ceiling	25 lbs	4.45'
PTAM212	2X2 Suspension Mount Kit	Suspend 2x2 Panels from ceiling	25 lbs	4.45'