

# LFXPRO SERIES Outdoor Lighting

LFXPRO-LG-50-150W-MCTP-BK



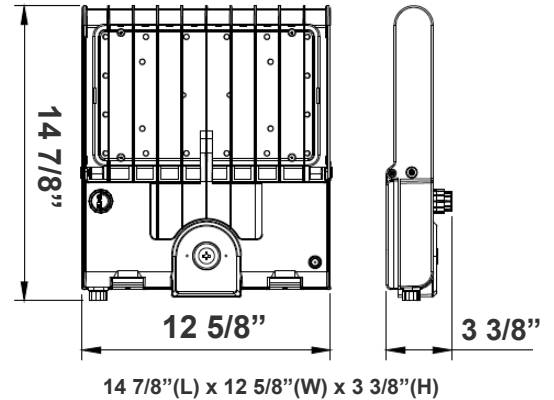
Ideal for general site lighting, alleys, loading docks, doorway, pathway, and parking areas.

Customer Name: \_\_\_\_\_

Project Name: \_\_\_\_\_

Note: \_\_\_\_\_

Type: \_\_\_\_\_



## Features

- LED Flood Light
- With snap-on & bolt mounting options for one-person Installations.
- Select a mounting option (Sold separately)

- 70,000 Hours Rated Life
- 7-Year Warranty
- Optic Lens Type: III
- Multi-CCT & Multi-Power - The Switches are on the Bottom of the Fixture

## Technical Specifications

### Electrical:

- Voltage: 100-277V AC 50/60Hz
- Wattage: 50W/ 80W/ 100W/ 150W
- Power Factor: >0.9
- Output Current: 0.25A
- Efficacy: 125 LPW
- THD: <20%

### Mechanical:

- Housing: Die-cast Aluminum Housing with Powder Coat Finish (Black)
- 10KV Lightning Surge Protection
- Operating Temperature: -40°F to 104°F
- IP Rating: IP65
- Suitable for Wet Locations
- Effective projected areas (EPA's) are:  
Front = 0.38 square feet  
Side = 0.30 square feet  
Face = 1.05 square feet

### Lighting:

- Dimmable: 0~10V
- Solid State Lighting technology for long life, no Maintenance needed and High-Efficiency
- Lens Type: Optical TYPE III Lens, High Light Transmittance PC, Anti-UV and Flame Resistant
- Cord Type: 3.2' SJTW 18/3 AWG cable
- Total lumens: 19200LM Max.
- Color temperature: 3000K/ 4000K/ 5000K/ 5700K
- Color rendering index: CRI ≥ 70
- Beam Angle: 90°x120°

### Applications:

- Ideal for general site lighting, alleys, loading docks, doorway, pathway and parking areas.
- Replace existing HID flood lights/ wall packs

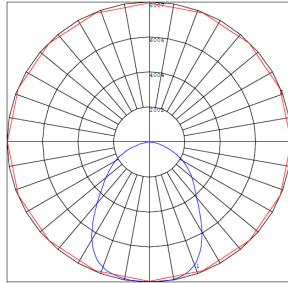
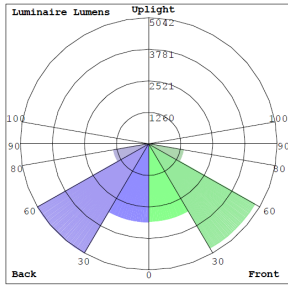
### Other Models:

- 300W | 38000LM | LFXPRO-XL-150-300W-MCTP-BK

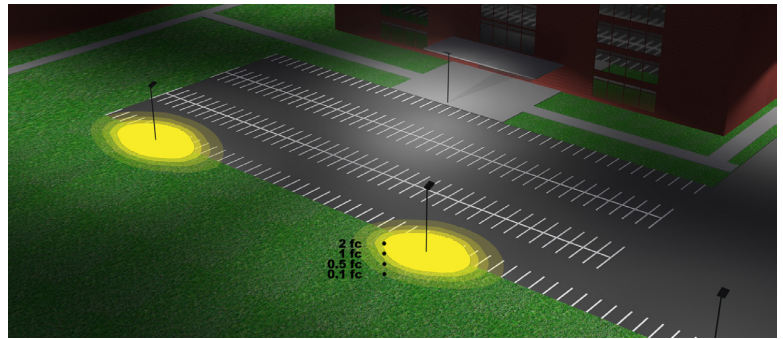


## Photometrics: LFXPRO-LG-50-150W-MCTP-BK

TYPE III



BUG Rating: B4-U0-G1



Area 65'x 75' Mounting Height: 20'

## Other Views:



Side View



Front View



Back View

## Performance Table: LFXPRO-LG-50-150W-MCTP-BK

MODEL NO.	Wattage	Voltage	Lumens	Color Temp.	BUG Rating	LPW
LFXPRO-LG-50-150W-MCTP-BK	50W	120~277V	6800LM	3000K 4000K 5000K 5700K	B4-U0-G1	125
			6950LM			
			7510LM			
			7510LM			
			11000LM			
	80W		11200LM			
			11500LM			
			11500LM			
			13200LM			
			13500LM			
	100W		14000LM			
			14000LM			
			18700LM			
			18900LM			
			19200LM			
150W	19200LM					

## Example:

1.LFXPRO-LG-50-150W-MCTP-BK

(For LFXPRO 150W MCTP fixture 120-277V)

2.LFXPRO-LG-50-150W-MCTP-BK  
WEC-8RC

(For LFXPRO 150W MCTP fixture 120-277V)  
(Remote Control)



# Sample Ordering

Model	Size	Min. Wattage	Max. Wattage	Color	Temp. Housing
LFXPRO	LG	50	150W	MCTP	BK

## Accessories Options

Blank = No Option For Accessories  
 WEC-8RC = Optional Motion Sensor Remote Control

## Factory-Installed Options

Blank = No Option For Accessories  
 OPT-EM-OD2EXT = Emergency Battery Backup  
 OPT-3MPC = Microwave Photocell with a 1/2" threaded  
 OPT-SEN-3MR-3 = Programmable Microwave Bi-Level Sensor

## ACCESSORIES:



WEC-8RC

## Factory-Installed Options:



OPT-SEN-3MR-3

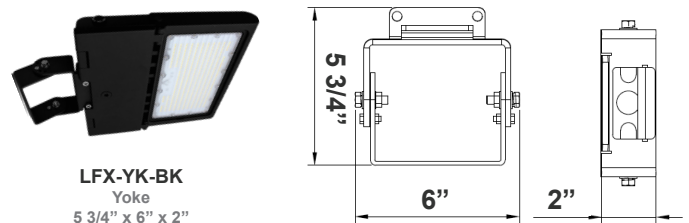
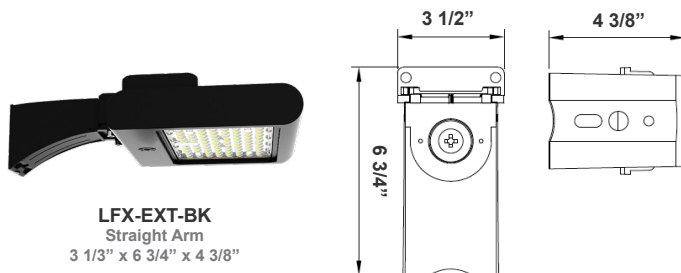
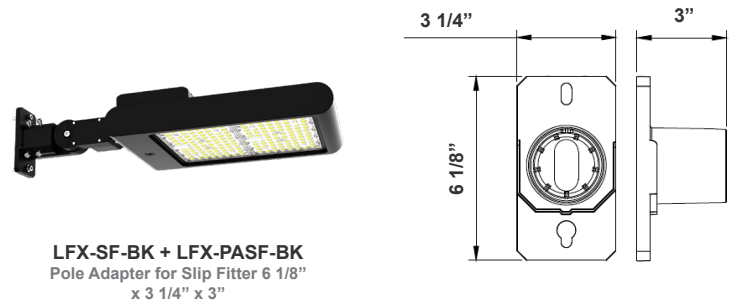
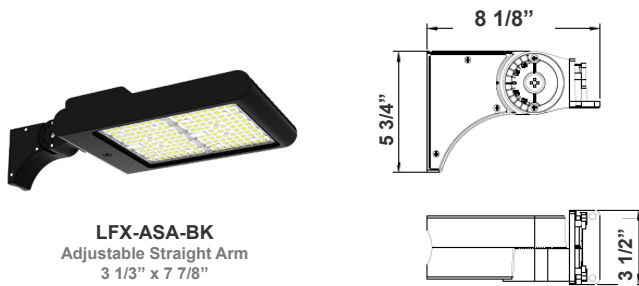


OPT-3MPC



OPT-EM-OD2EXT

## Mounting Options:



**Color Options:** LFXPRO-LG-50-150W-MCTP-BK  
 Custom Color Available


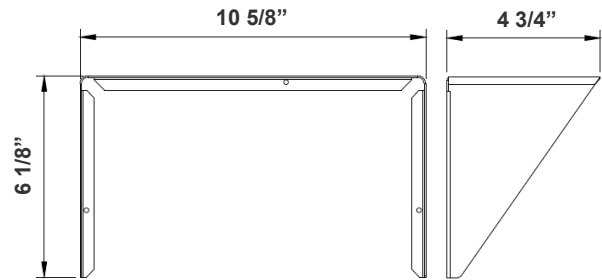
Black   Silver   White   **Dark Bronze**   Green   Red   Yellow  
Default color




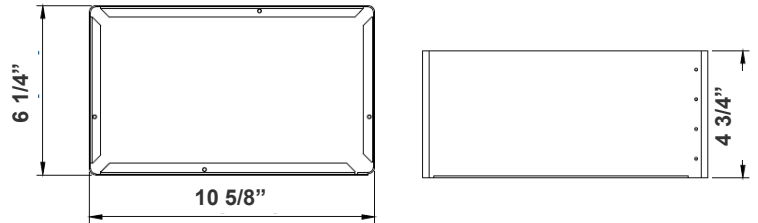
**Shroud & Wire Guard:** LFXPRO-LG-50-150W-MCTP-BK



**LF-SHROUD-A**  
 Shroud  
 6 1/8" x 10 5/8" x 4 3/4"  
 Can be painted



**LF-SHROUD-D**  
 Full-Glare Shroud  
 6 1/4" x 10 5/8" x 4 3/4"  
 Can be painted



**LFXPRO-WG-A**  
 Wire Guard  
 Can be painted

