

LSN SERIES Commercial Lighting

LSN-4FT-40W-MCTP-D-EM-SEN
4FT NARROW STRIP WITH EMERGENCY AND SENSOR

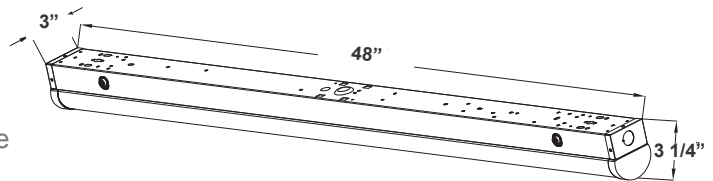
WESTGATE
THE FUTURE IS HERE...AND IT'S QUITE BRIGHT!

Customer Name: _____

Project Name: _____

Note: _____

Type: _____



48"(L) x 3"(W) x 3 1/4"(H)

LED Strip Light is a cost-effective, energy-efficient lighting fixture for surface mount applications such as corridors, stairwells, public rooms, schools, hospitals utility areas, etc. Ideal choice for residential, commercial, and industrial lighting. Steady performance and long lifetime. Ideal for applications requiring fixtures with motion sensor or battery backup, see factory-installed options below

Features

- High Lumen Efficiency
- Ceiling Mount or Suspended Mount
- The Sensor Can Be Overridden (Disconnected)
- Linkable (Optional Alignment Bracket Available)
- MCTP: Multi Color Temperature & Power (Selectable Switch Inside Fixture)

Technical Specifications

Electrical:

- Voltage: 120-277VAC 60Hz
- Wattage: 25W/30W/40W
- Power Factor: >0.99
- Efficacy: 130 LPW

Mechanical:

- Whit Finish
- Bi-Level Microwave Motion Sensor Inside the Fixture Under The Lens.
- Lens: Polycarbonate Frosted Lens, Shatter Resistant
- Translucent Lens Caps Illuminate With The Light.
- Integrated Lens & LED Module for Easy Installation & Maintenance.
- Ceiling Mount or Suspended Mount
- Junction Box Cover Kit Included, It Sits on Any 3" or 4" Round Junction Boxes
- Operating Temperature: -4°F -122°F
- Housing: Cold-rolled Steel
- Lens: Polycarbonate Frosted Lens
- IP20, Indoor Use Only
- 5-Year Warranty

Sensor Spec:

- Detection Range: 17Ft. / 360°
- Mounting Height: 25Ft. Max.
- DIP Settings switch on The Sensor
- Optional Remote Control (WEC-3RC)

Emergency Battery Backup Spec:

- Output Power: 9W
- Output Voltage: 48V
- Li-Ion Battery / >90 Minutes Emergency Operation
- Test Button Installed on The Side of The Fixture

Lighting:

- MCTP: Multi Color Temperature & Power (Selectable Switch Inside Fixture)
- Dimmable: 0~10V Dimming
- Total Lumens: 4160LM
- Color Temperatures: 3500K/ 4000K/ 5000K
- Color Rendering Index: CRI ≥ 80
- Reduces Energy Consumption Up to 80% Compared to a Fluorescent Fixture

Applications:

- LED Strip Light is a cost-effective, energy-efficient lighting fixture for surface mount applications such as corridors, stairwells, public rooms, schools, hospitals utility areas, etc.
- Ideal for applications requiring fixtures with motion sensor or battery backup, see factory-installed options below
- Ideal for residential, commercial, and industrial lighting. Steady performance and long lifetime

Other Models:

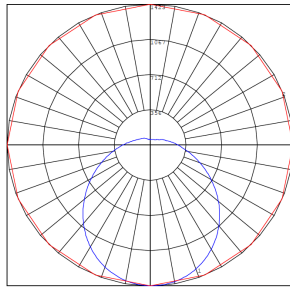
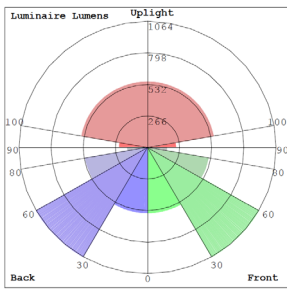
- 80W | 10400LM | LSN-8FT-80W-MCTP-D-EM-SEN



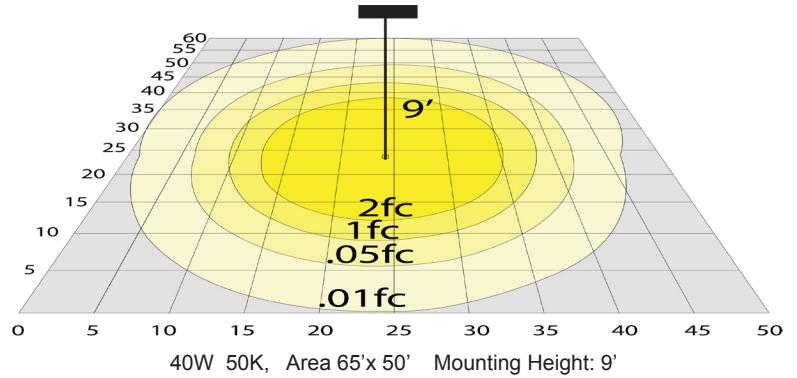
Phone: (877) 805-2252 | Fax: (877) 805-2252
www.westgatemfg.com |



Photometrics: LSN-4FT-40W-MCTP-D-EM-SEN



BUD Rating: B2-U4-G2



Other Views:



Performance Table: LSN-4FT-40W-MCTP-D-EM-SEN

MODEL NO.	Wattage	Voltage	Lumens	Color Temp.	BUG Rating	LPW
LSN-4FT-40W-MCTP-D-EM-SEN	25W 30W 40W	120~277V	5200LM	3500K 4000K 5000K	B2-U4-G2	130

Sample Ordering

Model	Size	Wattage	Color Temp.	Dimming	Emergency	Sensor
LSN	4FT	40W	MCTP	D	EM	SEN

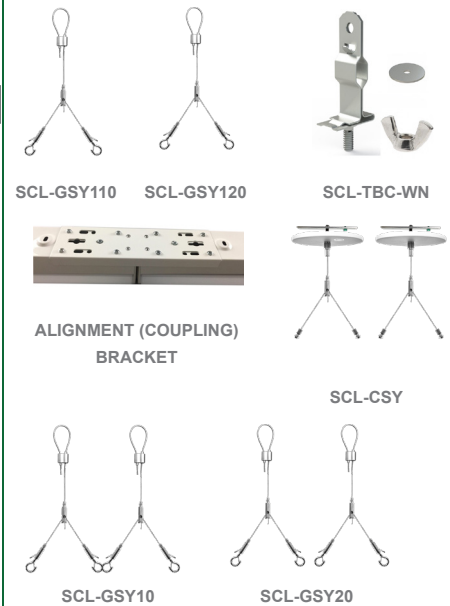
Accessories:

- Blank = No Option For Accessories
 LSN-CB = LSN SERIES ALIGNMENT BRACKET
 SCL-TBC-WN = T-BAR CLIP WITH SUSPENSION HOLE ON TOP. WING NUT AND WASHER INCL.
 SCL-CSY = ADJUSTABLE 1/16" 6FT. SUSPENSION KIT WITH Y-CONNECTOR KEY HOLE SET + 2 T-BAR CLIPS + 1 CABLE BUSHING + 3 PLASTIC TIE STRAPS - 70 LBS. MAX LOAD
 SCL-GSY10 = HEAVY-DUTY ADJUSTABLE 1/16" 10FT. SUSPENSION KIT WITH Y-CONNECTOR & LOOP GRIPPER & HOOKS - 70 LBS. MAX LOAD (2 PER SET)
 SCL-GSY20 = HEAVY-DUTY ADJUSTABLE 1/16" 20FT. SUSPENSION KIT WITH Y-CONNECTOR & LOOP GRIPPER & HOOKS - 70 LBS. MAX LOAD (2 PER SET)
 SCL-GSY110 = ADJ. 20FT 1/16in SINGLE SUSPENSION CABLE WITH Y HOOK ENDS. LOOP GRIPPER ON TOP 70 LBS. MAX LOAD (ORDER 3 FOR 8FT.)
 SCL-GSY120 = ADJ. 20FT 1/16in SINGLE SUSPENSION CABLE WITH Y HOOK ENDS. LOOP GRIPPER ON TOP 70 LBS. MAX LOAD (ORDER 3 FOR 8FT.)

Factory-Installed Options:

- Blank = No Option For Accessories
 OPT-HBC-125TL-WH = NEMA TWIST-LOCK PLUG 8FT, 15A, 125V
 OPT-HBC-277TL-WH = NEMA TWIST-LOCK PLUG 8FT, 15A, 277V
 OPT-HBC-125SB-WH = STRAIGHT BLADE PLUG 10FT, 15A, 125V, 3-CONDUCTOR 18AWG

ACCESSORIES:



FACTORY-INSTALLED OPTIONS:



Example:

1. LSN-4FT-40W-MCTP-D-EM-SEN (FOR LSN 40W MCTP FIXTURE 120-277V)
 LSN-CB (LSN SERIES ALIGNMENT BRACKET)
2. LSN-4FT-40W-MCTP-D-EM-SEN (FOR LSN 40W MCTP FIXTURE 120-277V)
 LSN-CB (LSN SERIES ALIGNMENT BRACKET)

