



PROJECT NAME: \_\_\_\_\_ CAT. #: \_\_\_\_\_  
 NOTES: \_\_\_\_\_ FIXTURE SCHEDULE: \_\_\_\_\_

# LSU LED Utility Wrap Control Ready Series *Wattage and Color Selectable*



### Product Description:

A cost-effective utility wrap with tremendous flexibility, the LSU Series is both wattage and CCT selectable, controls ready, and provides an emergency battery backup option. This durable linear fixture delivers long lasting illumination and critical energy savings in locations where lights are on 24/7, such as stairwells, parking garages and utility areas.

### Features:

- CCT and Wattage selectable
- Controls Ready – can be paired with the new cMax controls nodes
- 0-10V dimming standard
- CRI>80
- Universal voltage 120-277V
- L70 lumen maintenance of 100,000 hours
- Sheet metal (steel) housing and PMMA lens for smooth diffused distribution
- Operating temperature: -4°F to 122°F, except fixtures with EM option
- On EM mode, the fixture CCT will be set to 5000K
- Default setting for WCS models is set to lower wattage and 4000K
- On EM mode, the fixture output a minimum of 700 lumens for 90 minutes, when fully charged

### Controls Ready:

MaxLite's new Controls Ready (CR) fixtures allows for quick and easy in-field installation (plug and play) of controls. Simply purchase any CR fixture and the required Controls Node and you're all set! See the accessory table for all controls options available for this fixture.



### Ordering Information

FAMILY	SIZE	VOLTAGE	WATTAGE (NOMINAL)	CCT SELECT	CONTROLS OPTIONS	OPTIONS
LSU= Utility Wrap Linear Series	2= 2FT 4= 4FT	U= 120-277V	20W= 20/25/30W 23W= 23/35/48W	CS= Color Selectable (3500K/4000K/5000K)	CR= Control Ready	[BLANK]= None EM= Emergency Back-up

1. The end cap is springloaded and hence the fixture cannot do continuous runs more than 2 units

### Stocked Items

ORDER CODE	MODEL NUMBER	DLC PRODUCT ID #	DLC PRIMARY USE DESIGNATION	DLC CLASSIFICATION
105658	LSU2U20WCSCR	PTM6A4EF	Direct Linear Ambient Luminaires	Standard
		PXPYY1QK	Stairwell and Passageway Luminaires	Premium
105664	LSU4U23WCSCR	PKSR1C0L	Direct Linear Ambient Luminaires	Standard
		PSW822H3	Stairwell and Passageway Luminaires	Premium



# LSU LED Utility Wrap Control Ready Series *Wattage and Color Selectable*

## Specifications

Specifications	LSU2U20WCSCR		
	20W	25W	30W
Power Consumption	20W	25W	30W
Lumens Delivered	2600 lm	3250 lm	3900 lm
Efficacy	130 lm/w	130 lm/w	130 lm/w
CRI	>=80		
Color Temperature (K)	3500K, 4000K, 5000K		
L70 Lumen maintenance	>=100,000 hours		
Power Factor	>=0.9		
Input Voltage	120-277V		
Operating Temperature	-4°F to 122°F (-20°C to 50°F), except EM fixtures EM units: -4°F to 104°F (-20°C to 40°C)		
Qualifications	DLC Standard, DLC Premium, cULus listed, FCC, RoHS Compliant		
Environment	UL listed for Damp location		
Warranty	10 years. Check <a href="http://maxlite.com/warranties">maxlite.com/warranties</a> for details.		

See page 1 footer

## Specifications

Specifications	LSU4U23WCSCR		
	23W	35W	48W
Power Consumption	23W	35W	48W
Lumens Delivered	2990 lm	4550 lm	6240 lm
Efficacy	130 lm/w	130 lm/w	130 lm/w
CRI	>=80		
Color Temperature (K)	3500K, 4000K, 5000K		
L70 Lumen maintenance	>=100,000 hours		
Power Factor	>=0.9		
Input Voltage	120-277V		
Operating Temperature	-4°F to 122°F (-20°C to 50°F), except EM fixtures EM units: -4°F to 104°F (-20°C to 40°C)		
Qualifications	DLC Standard, DLC Premium, cULus listed, FCC, RoHS Compliant		
Environment	UL listed for Damp location		
Warranty	10 years. Check <a href="http://maxlite.com/warranties">maxlite.com/warranties</a> for details.		

See page 1 footer



# LSU LED Utility Wrap Control Ready Series *Wattage and Color Selectable*

## c-Max Controls Micro-sites and Compatibility Guide



Product Compatibility Guide

### Compatible Controls (SOLD SEPARATELY)\*

The table below shows a small subset of control nodes from each tier that directly plug in with the fixture. Refer to individual microsites above for more accessories that could be added based on application requirements.

ORDER CODE	MODEL NUMBER & LINK TO DATA SHEET	DESCRIPTION	QR CODE TO DATA SHEET	IMAGE
<b>c-Max Basic</b>				
105567	<a href="#">CN-REMOTE</a>	CONTROL NODE REMOTE CONTROL		
105565	<a href="#">CN-RDMSW**</a>	CONTROL NODE ROUND, WHITE		
106903	<a href="#">CEA-RDW**</a>	C-MAX EXTERNAL ADAPTER ROUND, WHITE		
105564	<a href="#">CN-RTMST</a>	CONTROL NODE RECTANGULAR, TRANSLUCENT		
<b>c-Max Network</b>				
106391	<a href="#">NN-RDW**</a>	NETWORK NODE ROUND, WHITE		
105905	<a href="#">NN-RDMSW**</a>	NETWORK NODE ROUND, PIR MOTION SENSOR/DAYLIGHT HARVESTING, WHITE		
105892	<a href="#">NN-RTW</a>	NETWORK NODE RECTANGULAR, WHITE		
<b>c-Max EasyRF</b>				
111891	<a href="#">RF-RDMSW**</a>	EasyRF NODE ROUND, PIR MOTION SENSOR/DAYLIGHT HARVESTING, WHITE		
110962	<a href="#">RF-REMOTE</a>	EasyRF REMOTE CONTROL COMMISSIONING TOOL		
<b>c-Max Network Partners - Silvair</b>				
111150	<a href="#">NN-RDMSW-SL**</a>	SILVAIR NETWORK NODE ROUND, PIR MOTION SENSOR/DAYLIGHT HARVESTING, WHITE		
111148	<a href="#">NN-RTW-SL</a>	SILVAIR NETWORK NODE RECTANGULAR, WHITE		
<b>c-Max Network Partners - Casambi</b>				
112430	<a href="#">NN-RDMSW-CA**</a>	CASAMBI NETWORK NODE ROUND, PIR MOTION SENSOR/DAYLIGHT HARVESTING, WHITE		
112429	<a href="#">NN-RTW-CA</a>	CASAMBI NETWORK NODE RECTANGULAR, WHITE		

\* Note - This controls ready fixture is compatible with the c-Max platform supporting multiple tiers of controls. The table above shows a small subset of control nodes from each tier that directly plug in with the fixture. Refer to individual microsite above for more accessories that could be added based on application requirements

\*\* Note - The CEA-RDW would be needed (purchased separately) for the use of all Round control nodes.

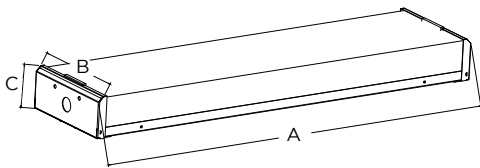


# LSU LED Utility Wrap Control Ready Series *Wattage and Color Selectable*

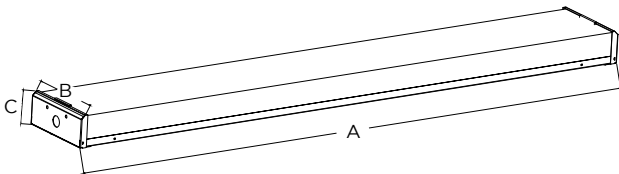
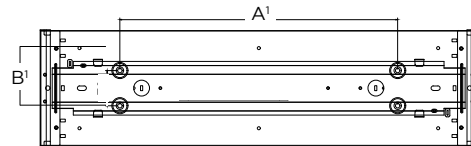
## Accessories (SOLD SEPARATELY)

ORDER CODE	MODEL NUMBER	DESCRIPTION	IMAGE
74138	MLCHKLSU15	Cable Kit 15' Loop X Toggle Y 1 Pair	
106056	LSUWCS-WG2407	Wireguard 2FT LSU Strip Watt CCT Select 24IN X 7IN	
106057	LSUWCS-WG4807	Wireguard 4FT LSU Strip Watt CCT Select 48IN X 7IN	
106187	LSU-PLATEKIT	Connecting Bracket/Plate Kit LSU Watt CCT Select Plus 6X Phillips Head M4 Screws	
108384	CWHD-48W	Connecting Wire Harness - Dimming 4FT, White, Includes Additional Female Connector	
108383	CWHP-48W	Connecting Wire Harness - Power 4FT, White, Includes Additional Female Connecto	

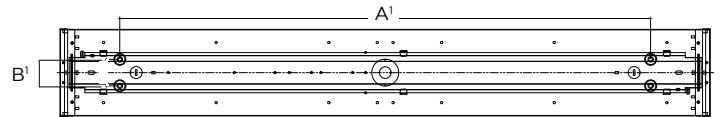
## Dimensions



LSU-2U



LSU-4U



PRODUCT	A (L)	A'	B (W)	B'	C (H)
LSU2U20WCSCR	24.4"	15.5"	6.53"	1.96"	2.53"
LSU4U23WCSCR	48.5"	38.6"	6.53"	1.96"	2.53"