

NEXUS
12V 60W Dimmer + Driver Switch

Input Voltage: 120V
Output Voltage: 12V

PRODUCT DESCRIPTION

NEXUS simplifies LED array lighting systems by combining an in-wall LED dimmer switch and power supply into a single integrated unit. NEXUS mounts in a standard in-wall switch box, accepts 120VAC and converts to 12V.

FEATURES

- LED Driver + In-Wall Dimmer Switch in one unit
- Simplifies LED installation by eliminating compatibility issues between driver and dimmer.
- Fits in a standard recessed electrical box.
- 100% - 5% Smooth dimming
- No minimum load
- Single pole preset dimmer with on / off switch
- Adjustable voltage output dial to address voltage drop
- Includes voltage barrier partition to install high and low voltage circuit in same switchbox
- No derating required when ganging units
- Power failure memory: If power is interrupted, NEXUS will return to setting prior to interruption.
- Optional NATL-SWEX/3FP Face Plate Kit: Glossy light almond, glossy dark brown and glossy black field changeable face plates sold separately. (Decora trim plates not included)

COMPATIBLE FIXTURES

NEXUS is compatible with 12V systems
NUTP4 Series Standard Tape Light

LABELS AND LISTINGS

- cULus Listed (US & Canada) Low Voltage, Wall Recessed Power Units. #E472619
- FCC Approved. Complies with the limits for a Class B digital device, pursuant to Part 15 of the FCC Rules
- RoHS Certified
- CE Certified
- Conforms to NEC Code 725.136 (See Mechanical Diagram): Class 1 and Class 2 circuit in same enclosure must be separated by a barrier (partition) unless Class 2 circuit conductors are installed in accordance with 725.41 Class 1 Circuits.
- 5-year limited warranty from the date of shipment. This warranty does not include the additional accessories referenced in this specification sheet. Complete warranty details are available at www.NoraLighting.com

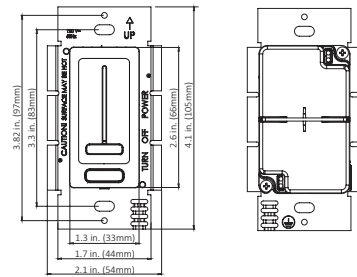


PRODUCT IMAGES AND DIMENSIONS

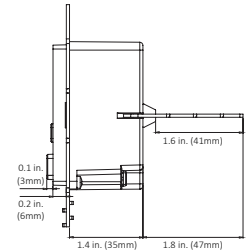


NEXUS front

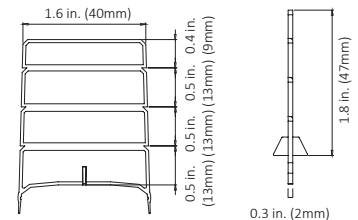
Back



Side w/ Voltage Barrier



Voltage Barrier



ELECTRICAL

Input Voltage: 120VAC, 50/60Hz

Output Voltage: 12V

Power Factor: >0.9 @ 120VAC 60Hz max load

Total Harmonic Distortion (THD): ≤20% @ 120VAC 60Hz max load. Tested to comply in accordance with IEC 61000-3-2

Stand-by Power: ≤0.5W

Efficiency: >91% @ 120VAC max load

In-Rush Current: Meets NEMA-410 requirement at any nominal input full sine wave voltage and maximum load at 25°C

Leakage Current: <500 µA @ 120VAC

Surge Transient: Tested to meet transient defined in IEC 6100-4-4; level 3 & IEC 6100-4-5, level 3

Dimming: Output voltage is adjustable via sliding lever Voltage Adjustment Dial: Increases output +1V to compensate for voltage drop from control to luminaire

Startup Time: The main supply output voltages remain within the regulation limit of +/- 3%

Protections: Short circuit, thermal runaway, and over voltage

Output Ripple Current: ≤20% of the rated output current @ 120VAC max load.

NEXUS - 12V 60W Dimmer + Driver Switch

Catalog No. _____

NATL-SWEX60/12A = 12V 60W Dimmer + Driver Switch, white finish

NATL-SWEX/3FP = Face plate kit, includes glossy light almond, glossy brown and glossy black