



|              |       |
|--------------|-------|
| Project:     | Type: |
| Prepared By: | Date: |

### Technical Specifications

#### Performance

**Product Type:**  
Compact

**Input Wattage:**  
9W

**Wattage Equivalency:**  
26W Fluorescent

**Lumens:**  
950lm

**Efficacy:**  
106lm/W

**L70 Lifespan:**  
50,000 Hours

#### Electrical

**THD:**  
<20%

**Power Factor:**  
Ballast Dependent

**Dimmable:**  
Not suggested for dimming applications

**Operating Temperature:**  
-20°C to 45°C (-4°F to 113°F)

**Input Voltage:**  
Ballast Dependent

**Operating Frequency:**  
Ballast Dependent

#### Construction

**Bulb Shape:**  
PLC

**Finish:**  
Frosted

**For Use Outdoors in Open Fixtures:**  
No

#### LED Characteristics

**Color Temperature:**  
3500K Neutral White

**Color Accuracy (CRI):**  
82 CRI

#### Installation

**Base Type:**  
G24q

**Installation Type:**  
Type A, Plug and Play

**Installation Orientation:**  
Horizontal

#### Other

**Warranty:**  
RAB warrants that our LED products will be free from defects in materials and workmanship for a period of five (5) years from the date of delivery to the end user, including coverage of light output, color stability, driver performance and fixture finish. RAB's warranty is subject to all terms and conditions found at [rablighting.com/warranty](http://rablighting.com/warranty).

#### Compliance

**UL Listed:**  
Yes

**Certification Model Number:**  
PLC-9-H-835-DIR

**California Energy Commission (CEC) Status:**  
Lawful for Sales in California

**Application:**  
Suitable for damp locations and totally enclosed fixtures.

**Technical Specifications (continued)**

**DLC Listed:**

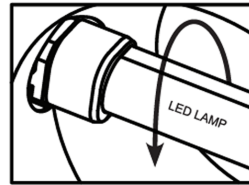
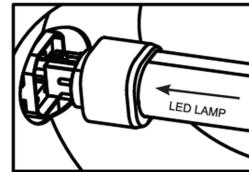
This product is on the Design Lights Consortium (DLC) Qualified Products List and is eligible for rebates from DLC Member Utilities. Designed to meet DLC 5.1 requirements.

DLC Product Code: PMWLL077

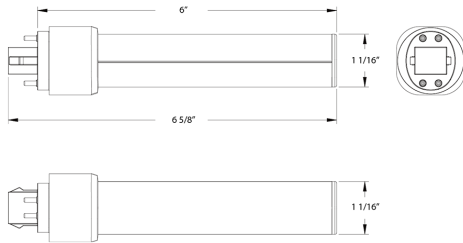
**Case and Pallet Dimensions**

|        | QTY  | LENGTH (in) | WIDTH (in) | HEIGHT (in) |
|--------|------|-------------|------------|-------------|
| CASE   | 12   | 6.5         | 4.9        | 7           |
| PALLET | 4032 | 47.2        | 39.4       | 49.6        |

**Wiring Diagram**



**Dimension**



**Features**

- Replaces CFL 18W, 26W, and 32W G24q Lamps
- Ballast Compatible. Directly Compatible with Most Existing CFL Ballasts.
- Compatible with G24q / GX24q (4-pin CFL) installations
- 50,000 hour Lifespan
- Environmentally friendly, no mercury used
- UL Listed, DLC Listed
- Rated for use in enclosed and open fixtures in dry or damp locations
- 5 Year No Compromise Warranty

## Ordering Matrix

| Family | Wattage | Orientation                    | CRI/Color Temp  | Installation Type        |
|--------|---------|--------------------------------|---|--------------------------|
| PLC    | 9       | H                              | 835   | DIR                      |
|        | 9 = 9W  | H = Horizontal<br>V = Vertical | 850 = 80 CRI, 5000K<br>840 = 80 CRI, 4000K<br>835 = 80 CRI, 3500K<br>830 = 80 CRI, 3000K<br>827 = 80 CRI, 2700K | DIR = Ballast Compatible |