

PROJECT:	_____
CATALOG #:	_____
FIXTURE TYPE:	_____
NOTES:	_____

TG Design T-Grid Linear Light



The **TG T-Grid Linear Light** is an elegant LED module with T-Grid bracket that allows for ultimate flexibility. This versatile luminaire is compatible with any T-Grids. There are two sizes available in 2' and 4' with a width of 9/16" and 15/16" respectively. Max distance from power supply to fixture is approximately 8 feet long. Longer distance is achievable if using higher gauge wire.

APPLICATIONS

Airport, Educational, Executive, Health, Hospitality, Hotels, Medical, Retail, and any open spaces that require a unique and elegant architectural lighting design.

PERFORMANCE INFORMATION

SERIES NUMBER	WATT	LUMENS	CCT
TG 2 13 N G1 35K	10W	1,300	3500K
TG 2 13 N G1 35K F	10W	1,300	3500K
TG 2 13 W G1 35K	10W	1,258	3500K
TG 2 13 W G1 35K F	10W	1,300	3500K
TG 4 26 N G1 35K	20W	2,600	3500K
TG 4 26 N G1 35K F	20W	2,600	3500K
TG 4 26 W G1 35K	20W	2,533	3500K
TG 4 26 W G1 35K F	20W	2,600	3500K

ORDERING GUIDE

EXAMPLE: TG 2 13 N G1 35K

Luminaire Type	Fixture Length	Lumen Output	Grid Type*	Generation	Voltage	CCT	Pattern	Finish	Options
TG T-Grid Linear Light	2= 2 ft 4= 4 ft	13 1,300 Lumens 26 2,600 Lumens	N= 9/16" Fineline Ceiling W= 15/16" Standard Ceiling S= 9/16" Bolt Slot	G1	BLANK= 120-277V	35K 3500K 40K 4000K	BLANK= Linear Pattern F= Flexible Custom Pattern	BLANK= White	BLANK= No Option TG 2 30W= Driver (Up to 3 TG 2 ft Luminaires) TG 4 60W= Driver (Up to 3 TG 4 ft Luminaires) EMH-8= Emergency Driver 8W

* For more custom ceiling grid systems, contact sales

Due to continuous product improvements, specification and/or equipment updates may change without notice.

SPECIFICATIONS

HOUSING AND FINISHING

Anodized and painted aluminum extruded body, steel mounting clips with white PC end caps.

AMBIENT TEMPERATURE

Suitable for use in 0°C - 40°C (32°F - 104°F)

MOUNTING

Universal mounting brackets for easy installation to standard width 15/16" or 9/16" T-Bars for most ceiling suspension systems.

EFFICACY

10W: 130lm/W

20W: 130lm/W

ELECTRIC

High output LEDs consume 10W (2 ft) or 20W (4 ft). Power supply consumption not included. Class 2 plenum rated cables at each end are equipped. Standard 0-10V dimming.

CCT AND CRI

Available in 3500K and 4000K; 80 CRI

OPTICS

Frosted acrylic lens.

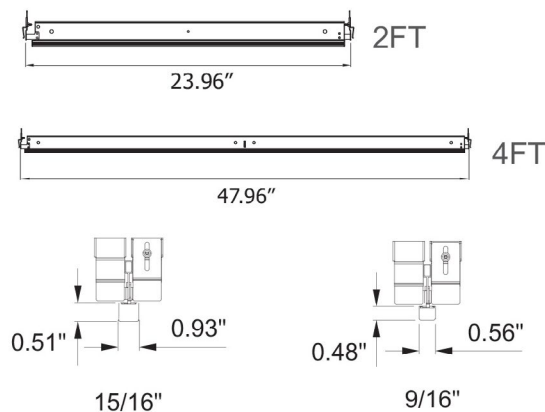
WARRANTY

5-year limited warranty. Please visit www.slgus.com for complete warranty terms.

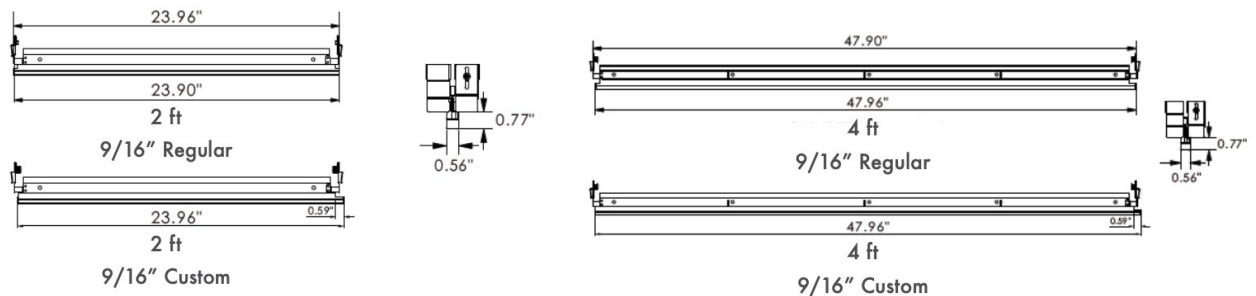
CERTIFICATIONS

ETL Listed. Design Lights Consortium® (DLC) Premium 5.0 qualified product. TG 2 13 N DLC 4.4 Standard qualified product. Not all versions of this product may be DLC qualified. Please visit www.slgus.com to confirm which versions are qualified.

DIMENSIONS

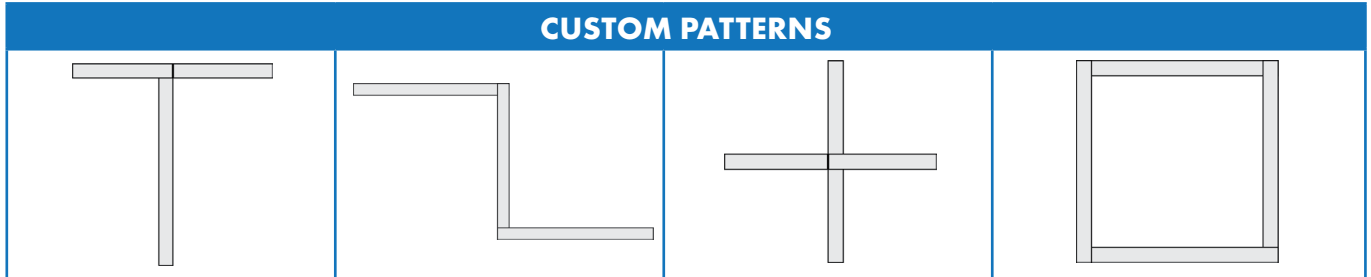


Weight
TG 2 FT: 1.4 LB
TG 4 FT: 2.43 LB



Due to continuous product improvements, specification and/or equipment updates may change without notice.

CUSTOM PATTERNS



Regular

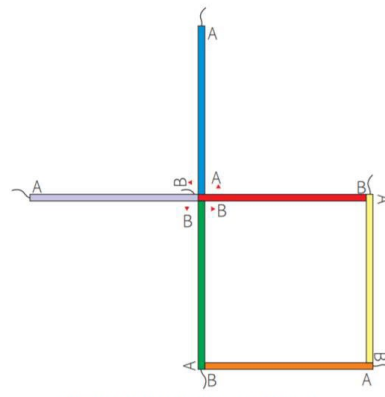


Custom Pattern Version



A-end with wire

B-end



GRID TYPES



STANDARD CEILING
15/16"



FINLINE CEILING
9/16"



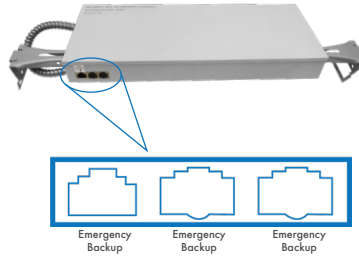
BOLT SLOT
9/16"

Due to continuous product improvements, specification and/or equipment updates may change without notice.

DRIVER



Supports up to 3 luminaires



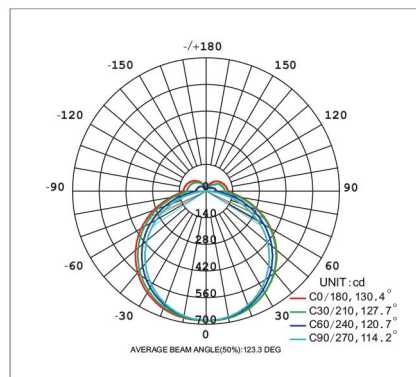
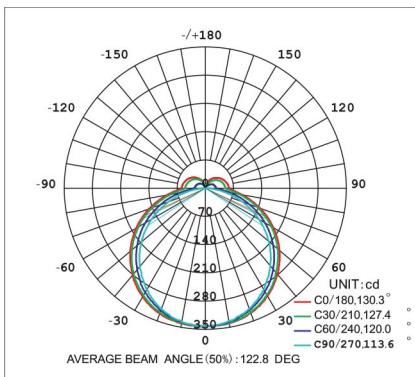
3 8W Emergency Backup Ports

PHOTOMETRIC

Luminous Distribution Intensity Diagram

TG 2 13 N G1 4K F

TG 4 26 W G1 4K F



ELECTRICAL LOAD

WATT	Current (A)			
	120V	208V	240V	277V
10W	0.08	0.05	0.04	0.04
20W	0.17	0.10	0.08	0.07

Due to continuous product improvements, specification and/or equipment updates may change without notice.