

SRL6 SERIES Commercial Lighting

SRL6-4FT-MCTP
SLOT RECESSED COMMERCIAL LINEAR LIGHTS, 6" WIDE

MCTP Multi Color Temperature (Selectable)

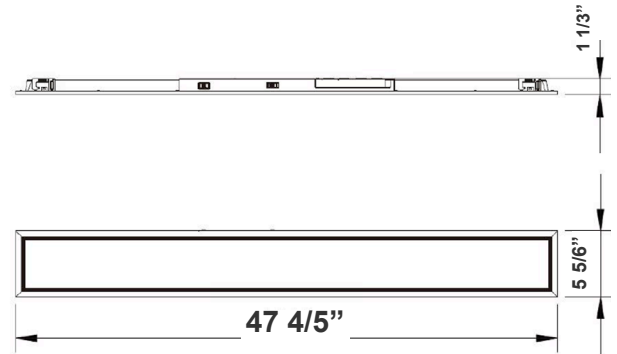
WESTGATE
THE FUTURE IS HERE...AND IT'S QUITE BRIGHT!

Customer Name: _____

Project Name: _____

Note: _____

Type: _____



47 4/5"(L) x 5 5/6"(H) x 1 1/3"(D)

This indoor commercial LED Blacklit panel light is ideal for hotels, offices, retail outlets, restaurants, parking garages, storage rooms, conference rooms, education facilities, and more.

Features

- Soft and Wide Light-Emitting
- 50,000 Hours Rated Life
- No infrared rays, No Ultraviolet Radiation, No Thermal Effect
- Earthquake hooks and Suspension Hooks Pre-Installed
- No flickering, No humming, No RF interference
- Multi Color Temperature & Multi Power (Selectable Switch on Back of Fixture)

Technical Specifications

Electrical:

- Voltage: AC120V-277V 50/60Hz
- Power Factor: >0.90
- Wattage: 20W/30W/40W
- Efficacy: 110 LPW
- Fixture Operating Voltage: 36VDC
- Rated Input Current (mA): 337/ 253/ 168mA
- Total Harmonic Distortion: ≤ 20 %

Mechanical:

- White Finish
- Earthquake Hooks and Suspension Hooks pre-installed
- External driver mounted on top
- Operating Temperature: -68°F~104°F
- Surge Protector: 1KV, 2.5KV
- Rated life: 50,000 hrs

Lighting:

- Dimmable: 0~10V Dimming
- Total Lumens: 4400LM Max.
- Color Temperatures: 3500K/4000K/5000K
- Multi CCT & Multi Power (selectable switch on back of fixture)
- Color Rendering Index: CRI ≥ 80
- Beam Angle: 110°
- 5-Year Warranty

Applications:

- Ideal for hotel, offices, retail outlets, restaurant, parking garages, storage room, conference room, education facilities and more.

Other Models:

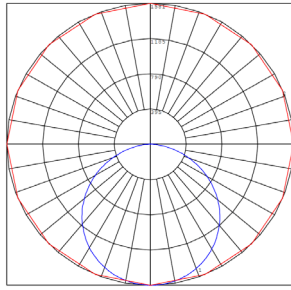
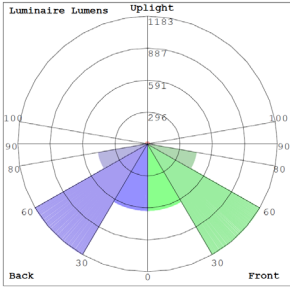
- 20W | 2200LM | SRL6-2FT-MCTP
- 80W | 8800LM | SRL6-8FT-MCTP



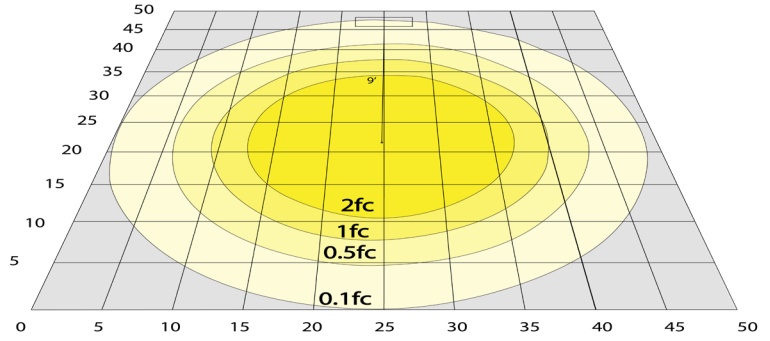
Phone: (877) 805-2252 | Fax: (877) 805-2252
www.westgatemfg.com |



Photometrics: SRL6-4FT-MCTP



BUD Rating: B2-U2-G1

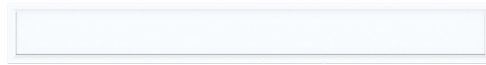


Simulation Based on 4000K Area 50' x 50' Mounting Height: 9'

Other Views:



Side View



Front View



Back View

Performance Table: SSRL6-4FT-MCTP

MODEL NO.	Wattage	Voltage	Lumens	Color Temp.	BUG Rating	LPW
SRL6-4FT-MCTP	20W 30W 40W	120~277V	2200LM 3300LM 4400LM	3500K/ 4000K/ 5000K	B2-U2-G1	110

Sample Ordering

Model Size Watt/Color Temp.

SRL6 - 4FT - MCTP

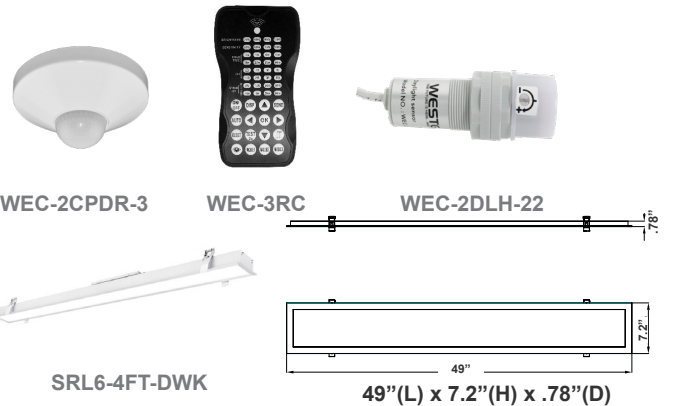
Accessories:

Blank = No Option For Accessories
 WEC-2DLH-22 = DAYLIGHT HARVESTING
 WEC-2CPDR = MOTION SENSOR
 WEC-3RC = OPTIONAL REMOTE CONTROL
 SRL6-4FT-DWK = 4FT 6IN SLOT RECESSED LINEAR LIGHT DRYWALL MOUNTING KIT

Factory-Installed Options:

Blank = No Option For Accessories
 OPT-EM-SRL6 = INTERNAL EMERGENCY BACKUP BATTERY
 OPT-FWH-63 = 6FT 3-WIRE WHIP
 OPT-FWH-65 = 6FT 5-WIRE WHIP
 OPT-FWH-66 = 6FT 6-WIRE WHIP

ACCESSORIES and MOUNTING KIT:



FACTORY-INSTALLED OPTIONS:

