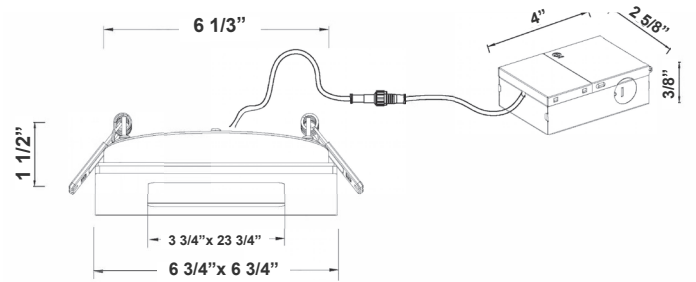


SSL SERIES RESIDENTIAL LIGHTING

SSL6-MCT5-FR
FIRE-RATED (2 HR) SLIM WAFER RECESSED LIGHT
MCT5 Multi Color Temperature (Selectable)



Customer Name: _____
Project Name: _____
Note: _____ | Type: _____



LED DOWNLIGHTS (SMOOTH TRIM) - 6" SQUARE Ideal for New As Well As Old Residential And Commercial Constructions.

6 3/4" x 1 1/2"
Driver Box: 4" x 2-5/8" x 3/8"

Features

- Type IC Rated for Direct Contact With Insulation; Complies
- With The Standard of UL for Luminaires (UL 1598)
- ETL Listed for 2-Hour Fire Resistance to Meet and Exceed
- Strict Fire UL 263 Safety Code
- Meets Title 24 Requirements
- Rated for Direct Contact With IC Insulation
- LED quick connector provided
- ETL ASTM E283/E283M-19 Air Tight certifie
- ntegrated Non-Combustible Insulation Acts As a
- Sound Barrier Minimizing Sound Transfer Between
- Floors

Technical Specification

Electrical:

- Voltage: 120V AC
- Output Voltage: 36VDC
- Power Factor: >0.90
- Wattage: 12W
- Efficacy: 70 LP
- Total Harmonic Distortion: ≤15 %

Mechanical:

- Die-Cast Aluminum With White Powder Coat Finish
- Junction Box Included With Fixture
- Junction Box Thickness: 1-3/8"
- Cut-out Hole Diameter: 4-1/8"
- 24" DC cord from Driver Box to Fixture
- Operating Temperature: -4°F to 104°F
- Recessed Mounting
- 5-Year Warranty
- Suitable for Damp Location

Lighting:

- Dimming: Dimmable Down to 10% Using a Standard TRIAC LED Dimmer
- Total Lumens: 840LM
- Color Temperatures: 2700K/3000K/3500K/4000K/5000K
- Multi CCT (Selectable Switch on the Back of the Driver)
- Lens: 0.125" White Translucent Acrylic
- Can Rotate after Installation to Align
- LED: Seoul DOB (Driver On Board) Technology
- Optics: White Translucent Acrylic
- Color Rendering Index: CRI ≥ 80
- Beam Angle: 100°-110°
- Rated life: 50,000 hrs

Applications:

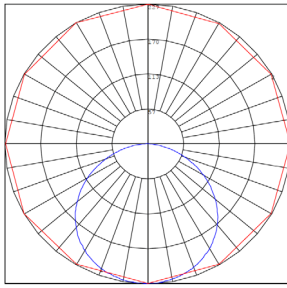
- LED recessed trims have been designed to be a flexible lighting solution for new constructio applications, Ideal for closets, storage areas, attics, corridors, or general lighting solutions for residential and commercial applications

Other Models:

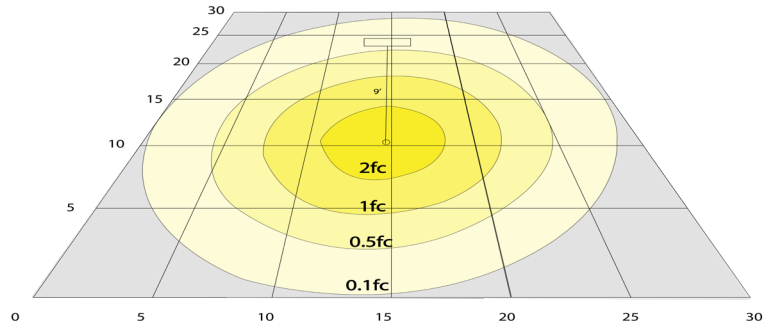
- 9W | 630LM | SSL4-MCT5-FR



Photometrics: SSL6-MCT5-FR



BUG Rating: B2-U1-G0



9W 5000K, Area 30'x 30' Mounting Height: 9'

Other Views:



Front View



Junction box 1-1/4" thick included with fixtures

Back View

Performance Table: SSL6-MCT5-FR

MODEL NO.	Wattage	Voltage	Lumens	Color Temp.	BUG Rating	LPW
SSL6-MCT5-FR	12W	120V	840LM	2700K	B2-U1-G0	70
				3000K		
				3500K		
				4000K		
				5000K		

Sample Ordering

Model Color Temp. Fire Rated

SSL6 - MCT5 - FR


Accessories:

Blank = No Option For Accessories
 RSL-EXT-10FT-MCT = 10 FT. EXTENSION CABLE FOR USE WITH ALL SLIM LIGHT
 SSL6-RI = 6" Square Rough-in Plate, 26" Long
 RSL-346-RIBH = 3", 4", 6" (ADJUSTABLE) ROUND GALVANIZED PLATE WITH BAR HANGERS

Factory-Installed Option:

Blank = No Option For Accessories
 OPT-EM-DL1EXT = EXTERNAL BATTERY BACKUP


ACCESSORIES:



SSL6-RI
6" Square Rough-in Plate, 26" Long



RSL-EXT-10FT-MCT
10 Ft. Extension Cable For use with all Slim Light



SSL-346-RIBH
3", 4", 6" (Adjustable) Square Galvanized plate with Bar Hangers

FACTORY-INSTALLED OPTION:



OPT-EM-DL1EXT
EXTERNAL BATTERY BACKUP



Compatible Dimmer List:

MODEL NO.	BRAND
6631-1LT	LEVITON
MACL-153MLH-AL	LUTRON
TGCL-153PH-LA	LUTRON
DVW-603PGH-WH	LUTRON
CT-600PR-WH	LUTRON
LGCL-153PHL-IV	LUTRON
TGCL-153PH-LA	LUTRON
LSLV603PWV	LUTRON
6674-POW	LEVITON
DVCL-153P	LUTRON
MSCL-OP153P	LUTRON
CTCL-153P	LUTRON
MACL-153M	LUTRON
HCL453PTCCCV6	PASS & SEYMOUR
LSLV603PWV	PASS & SEYMOUR

