

SENSOR KIT W/ FIELD-ADJUSTABLE PAR LAMPS



GT500R/L




STL110R/L



STL110H/L
STL200H/L



STL110HB/L
STL200HB/L



PROJECT: _____

DATE: _____

TYPE: _____

PREPARED BY: _____



STEALTH
SENSOR



GOTCHA
SENSOR



LAMPS



KEY FEATURES

- Two (2) Edison base PAR38 lamps with three field-selectable CCT (3000/4000/5000K).
- 110° view sensor
- 6-Hour protected manual override
- EZ Plate universal cover fits all boxes
- Suitable for wet locations
- GOTCHA sensor: 5-year limited warranty
- STEALTH sensor: 10-year limited warranty
- LAMP: 3-year limited warranty

Outdoor Sensors w/(2) 38W, Field-Adjustable PAR Lamps Kit



50,000
HOURS



WET
RATED



FIELD
ADJUSTABLE

TECHNICAL SPECIFICATIONS

COMPLIANCE

UL Listed
Suitable for wet locations

CONSTRUCTION

Mounting
EZ Plate Universal cover fits all boxes

Sensor Housing
Made of tough, corrosion resistant polycarbonate

Temperature Compensation
Sensitivity adjusts automatically for consistent detection in hot and cold ambient temperatures

Horizontal Lock, No-Tool Joints
Keeps sensing pattern level for fast, error-free installation

Housing
Precision die cast aluminum. 1/2" NPS threaded arm with serrated locking swivel fits all standard mounting boxes and covers.

Lamps Supplied
Two(2) Edison base PAR38 lamps with three field-adjustable color temperatures (3000/4000/5000K)

ELECTRICAL

Voltage:
GT KIT: 120-277VAC, 60HZ
STL KITS: 120VOLTS AC, 60HZ

Power Consumption
GT KIT: 4W
STL KITS: 1W

Surge Protection
Withstands up to 6000 Volts

Switching Capacity
GT KIT:
600W @ 120VAC Electronic Ballast (LED)
1350W @ 277VAC Electronic Ballast (LED)

STL KITS:
120W @ 120VAC Electronic Ballast (LED)

Wall Switch Manual Override
Two flip logic prevents activation by momentary power outages. Stays on for 6 hours. No extra wiring needed.

LED CHARACTERISTICS

LED Detection Indicator
Shows when sensor is detecting in daytime and glows red at night for "on-guard" deterrence

TECHNICAL SPECIFICATIONS

SENSOR SPECIFICATIONS

Time Adjustment

GT SENSOR: 5 seconds to 15 minutes
 STL SENSOR: 5 seconds to 12 minutes

Detection

GT500 SENSOR : 110° view
 STL110 SENSOR: 110° view
 STL200 SENSOR: 200° view
 STL360 SENSOR: 180° and 360° down for total detection

Wide Sensitivity Control

GT KIT: Sensitivity adjustable from 50% to 100%
 STL SENSOR: Sensitivity adjustable from 30% to 100%

Adjustable Detection Zone

STL SENSOR: Customize the protection pattern with included snap-on blinders (if required)

Photoelectric Control

STL SENSOR: Deactivates lights during daylight. Fully adjustable for 24 hour operation or custom applications.

Advanced Detection Logic

STL SENSOR: Minimizes false triggers

RF Immunity

STL SENSOR: Circuits fully shielded for maximum radio frequency immunity

Auto Test Logic

STL SENSOR: 5 minutes of test time when powered. Resets to auto mode without adjustment.

OTHER

Buy American Act Compliance

RAB values USA manufacturing! Upon request, RAB may be able to manufacture this product to be compliant with the Buy American Act (BAA). Please contact customer service to request a quote for the product to be made BAA compliant.

Warranty

RAB's warranty is subject to all terms and conditions found at: rablighting.com/warranty

GT SENSOR

5-year, Limited Warranty

STL SENSOR

10-year, Limited Warranty

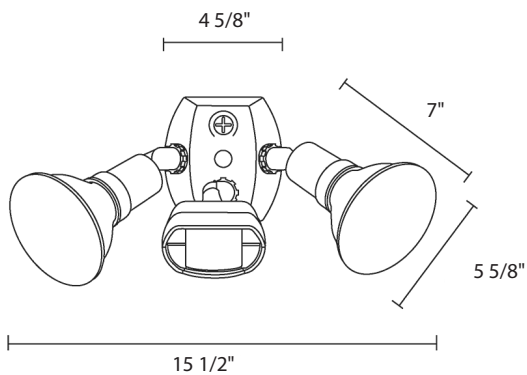
LAMP

3-year, Limited Warranty

DIMENSIONS

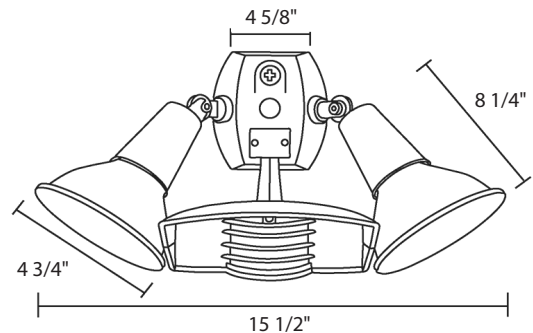
GT500R/L & GT500RW/L

Weight: 1.8 Lbs



STL110R/L & STL110RW/L

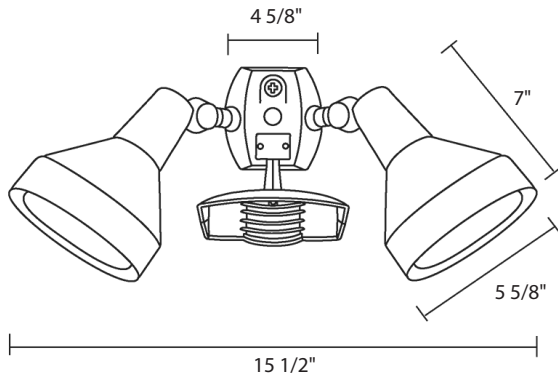
Weight: 2.5 Lbs



DIMENSIONS

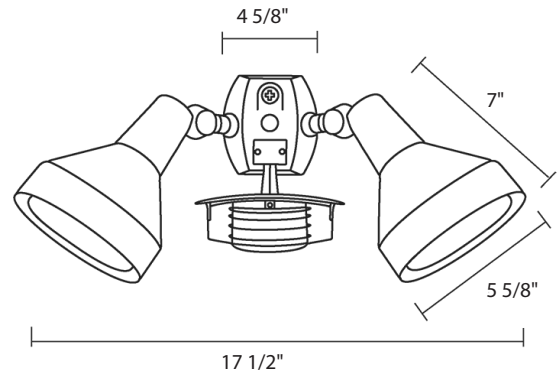
STL110H/L & STL110HW/L

Weight: 4.5 Lbs



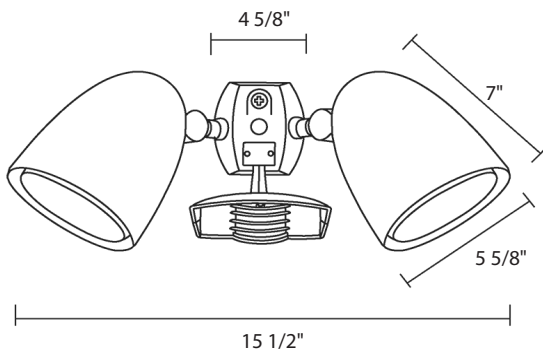
STL200H/L & STL200HW/L

Weight: 4.2 Lbs



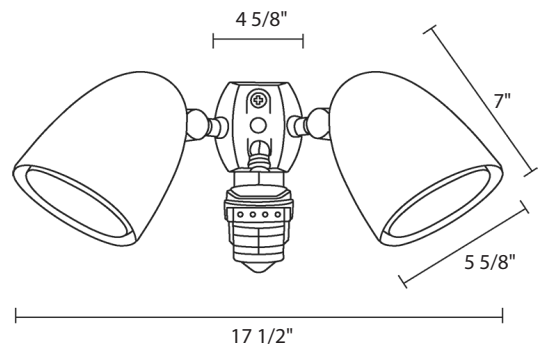
STL110HB/L, STL110HBW/L, STL200HB/L & STL200HBW/L

Weight: 4.5 Lbs



STL360HB/L & STL360HBW/L

Weight: 4.5 Lbs



PERFORMANCE

SENSOR KIT	WATT	LUMENS	EFFICACY	FIELD-ADJUSTABLE CCT	POWER FACTOR	THD	CRI
GT500R/L	38W	3600	95	3000/4000/5000K	90%	<20%	90
GT500RW/L	38W	3600	95	3000/4000/5000K	90%	<20%	90
STL110R/L	38W	3600	95	3000/4000/5000K	90%	<20%	90
STL110RW/L	38W	3600	95	3000/4000/5000K	90%	<20%	90
STL110H/L	38W	3600	95	3000/4000/5000K	90%	<20%	90
STL110HW/L	38W	3600	95	3000/4000/5000K	90%	<20%	90
STL110HB/L	38W	3600	95	3000/4000/5000K	90%	<20%	90
STL110HBW/L	38W	3600	95	3000/4000/5000K	90%	<20%	90
STL200H/L	38W	3600	95	3000/4000/5000K	90%	<20%	90
STL200HW/L	38W	3600	95	3000/4000/5000K	90%	<20%	90
STL200HB/L	38W	3600	95	3000/4000/5000K	90%	<20%	90
STL200HBW/L	38W	3600	95	3000/4000/5000K	90%	<20%	90
STL360H/L	38W	3600	95	3000/4000/5000K	90%	<20%	90
STL360HW/L	38W	3600	95	3000/4000/5000K	90%	<20%	90
STL360HB/L	38W	3600	95	3000/4000/5000K	90%	<20%	90
STL360HBW/L	38W	3600	95	3000/4000/5000K	90%	<20%	90

ORDERING MATRIX

GT

Family	Detection	Flood Type	Finish	Lamps/Wattages/CCT
GT	500 500 110° view	R R 120V R90 flood	BLANK W Black White	/L 2-Edison Base PAR38 Lamps, 38W, Selectable CCT: 3000/4000/5000K

STL

Family	Detection	Flood Type	Finish	Lamps/Wattages/CCT
STL	110 110° View 200 200° View 360 180° & 360° down for total detection	R* No Hoods H Bullet Hoods HB Bell Hoods	BLANK W Bronze White	/L 2-Edison Base PAR38 Lamps, 38W, Selectable CCT: 3000/4000/5000K

* R is only available with the STL110