



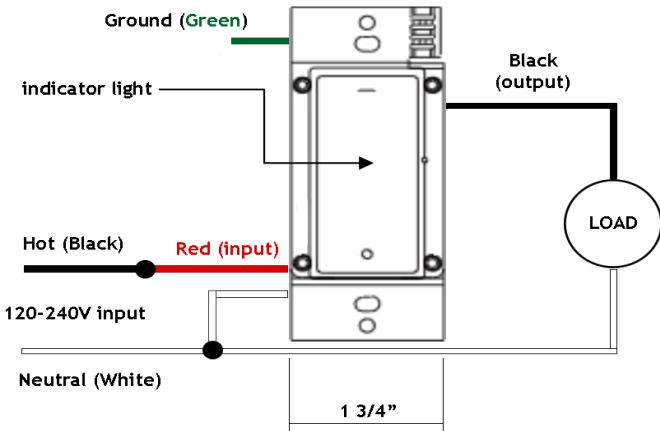
DESCRIPTION

Smart Wi-Fi switch for controlling LED, CFL and incandescent light fixtures

FEATURES & BENEFITS

- No hub needed
- Installs like regular single pole switch, neutral wire required
- Can be paired with up to 10 remote kinetic switches
- Controlled via:
 - push button
 - kinetic self-powered remote switch cat # EU1254
 - phone app "Kinetic Switch", WiFi 2.4 GHz needed
 - voice control with most smart speakers

INSTALLATION & DIMENSIONS



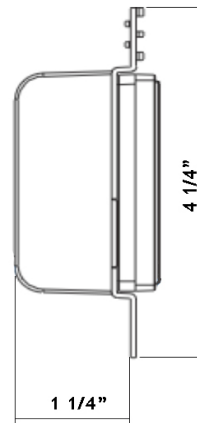

Project: _____

Location: _____

Qty: _____

Notes: _____

SPECIFICATION	
Input Voltage	100 - 240 V AC 50/60 Hz
Approved Location	Indoor / dry locations
Maximum Load	LED / CFL 250 W
	Incandescent 500 W
Wireless Communication	WiFi 2.4GHz
	RF 902 MHz
Kinetic Remote Distance	100 ft (30m) indoor
	160 ft (50m) outdoor
Pairing Capacity	maximum of 10 kinetic switches paired
Operating Temperature	-15° C to + 45° C (5° F to 113° F)
Certifications	c ETL us, FCC
Warranty	3 Year



Top button:
- push to turn on

Bottom button:
- push to turn off

ACCESSORIES

Sold separately



Kinetic self-powered switch cat # EU1254

ORDERING GUIDE

model ERC112

Decora wall plate not included

