


| | | | |
|-----------------|--------------|---------------------|--------------|
| Project: | Type: | Prepared By: | Date: |
|-----------------|--------------|---------------------|--------------|



Features and Benefits

- Direct Replacement for Fluorescent Lamps: F32T8/32W, F32T8/30W, F32T8/28W, F32T8/25W
- Easy to install plug and play that requires no rewiring, no tools, no instructions
- 50,000 hour Lifespan
- Rated for use in enclosed and open fixtures in dry or damp locations
- Diffused frosted lens will maintain the same light quality over time
- Compatible with most instant start electronic T8 ballasts, see Ballast Compatibility List
- Approximately 40% more efficient than fluorescent T8 lamps
- Instant on full brightness
- Environmentally friendly, no mercury used
- NSF Listed: NSF/ANSI Standard 2 - Food Equipment - Splash Zone (Not for Direct Food Zone without additional fixture considerations)
- Dimmable, see Dimmer Compatibility List

| Technical Specifications | | |
|--|--|--|
| Performance <hr/> Product Type: Linear Input Wattage: 15W Lumens: 2,200lm Efficacy: 147lm/W L70 Lifespan: 50,000 Hours Wattage Equivalency: 32W Fluorescent | Nominal Length: 4 ft Finish: Frosted For Use Outdoors in Open Fixtures: No <hr/> LED Characteristics Color Temperature: 5000K Daylight Color Accuracy (CRI): 82 CRI Beam Angle: 180° Installation Base Type: G13 | Installation Type: Type A, Plug and Play <hr/> Electrical THD: <25% Power Factor: Ballast Dependent Operating Temperature: -20°C to 45°C (-4°F to 113°F) Dimming: Yes with 0-10V dimmer & plus; ballast. See Dimmer Compatibility List. Input Voltage: Ballast Dependent Operating Frequency: Ballast Dependent Input Current @ 120V: Ballast Dependent |
| Construction <hr/> Material: Glass Bulb Shape: T8 | | |

Technical Specifications (continued)

Input Current @ 277V:

Ballast Dependent

Flicker:

≤40%

Other**Warranty:**

RAB warrants that our LED products will be free from defects in materials and workmanship for a period of five (5) years from the date of delivery to the end user, including coverage of light output, color stability, driver performance and fixture finish. RAB's warranty is subject to all terms and conditions found at rablighting.com/warranty.

Compliance**UL Listed:**

Yes

NSF Listed:

Meets NSF/ANSI standards for use in Food Zone (non-contact), Splash, and Non-Food Zones. Tube guard required in open fixtures.

Certification Model Number:

T8-15-48G-850-DIR

California Energy Commission (CEC) Status:

Lawful for Sales in California

Application:

Suitable for damp locations and totally enclosed fixtures.

DLC Listed:

This product is on the Design Lights Consortium (DLC) Qualified Products List and is eligible for rebates from DLC Member Utilities. Designed to meet DLC 5.1 requirements.

DLC Product Code: PLGOLWLHPTTJ

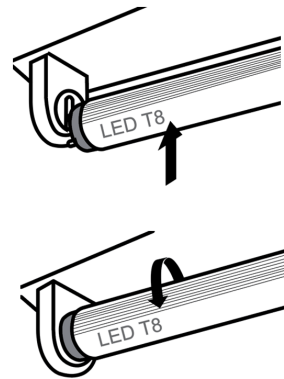
Ballast Performance

| | 0.78BF | 0.88BF | 1.88BF |
|------------------|--------|--------|--------|
| Lumens | 2015 | 2200 | 2900 |
| System Power (W) | 16 | 17.5 | 22.5 |

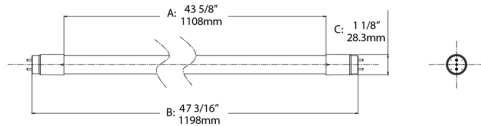
Case and Pallet Dimensions

| | QTY | LENGTH (in) | WIDTH (in) | HEIGHT (in) |
|--------|-----|-------------|------------|-------------|
| CASE | 25 | 49.2 | 7.9 | 7 |
| PALLET | 30 | 49.2 | 39.4 | 48.8 |

Wiring Diagram



Dimension



Light Distribution

