

VIVID LED FRAME

WITH SELECTABLE OUTPUT

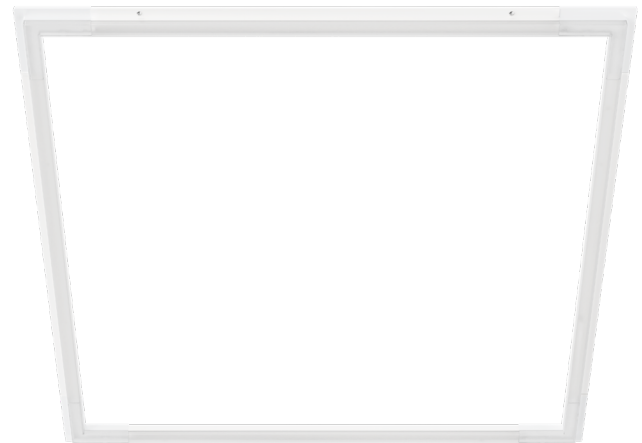
DESCRIPTION

The Vivid LED Frame offers an upscale, architectural aesthetic, output versatility and energy efficiency for interior grid ceiling applications.

While delivering a high-end, unique look to any environment, this fixture is also highly adaptable based on the needs of that space. Each size (available in 2'x2' and 2'x4') includes three distinct wattage settings as well as three settings for CCT (3500K, 4000K, 5000K). This ensures a perfect match for any application within a limited SKU count. Once wattage and CCT are set, output can still be easily controlled via 0-10V dimming, which is standard on each fixture.

Installation is easy; after a quick assembly of the frame, the fixture lays into any standard grid ceiling and connects to a grid rail-mounted driver, which houses the selectable wattage and CCT switches.

Each fixture delivers long-term efficiency with zero maintenance, and is backed by Litetronics 5-year warranty.



FEATURES

- Selectable wattage (3 settings)
- Selectable CCT (3500K, 4000K, 5000K)
- Size options: 2' x 4' or 2' x 2'
- DLC listing (pending)
- ETL Damp location rating (pending)
- 0-10V Dimming
- 50,000-hour rated life
- 5-year warranty
- Compatible with Emergency Battery Backup



MARKETS

- Schools and universities
- Offices and municipal buildings
- Healthcare facilities and hospitals
- Retail showrooms

MOUNTING

- Grid ceilings

CERTIFICATIONS



SPECIFICATIONS

Average rated life: 50,000 hours (@L70)
Warranty: 5 years
Operating temp: 32°F - 104°F
Surge protection: 2.5KV
Input voltage: 120-277V
Input frequency: 50/60Hz
Power factor: ≥0.95
THD: ≤20
CRI: 80
Beam angle: 110°
Diffuser type: Polycarbonate frosted

Dimming: 0-10VDC ANSI C137.x compliant
Minimum dimming: 0% of rated lumen LED drive current
Location rating: Damp
ETL listed: Pending
RoHS compliant: Yes
DLC rating: Pending
IC rated: Yes
IP rating: 20

MOUNTING


Standard: T-bar grid (drop ceilings)
Wiring access: 1/2" trade size knockouts

ACCESSORIES

Emergency Battery Backup

DIMENSIONS

SIZE	LENGTH	WIDTH	HEIGHT	WEIGHT
2' x 4'	47.74"	23.72"	0.61"	3.74 lbs
2' x 2'	23.72"	23.72"	0.61"	2.7 lbs




ORDERING INFORMATION

Listed below are the included wattage settings and lumens for each model number.

SIZE	MODEL #	DESCRIPTION	WATTAGES	LUMENS	CCT
2' x 2'	VLFT2	2x2 Vivid LED Frame	18 27 36	2250 3375 4500	3500 4000 5000
2' x 4'	VLFT4	2x4 Vivid LED Frame	24 34 45	3000 4250 5625	3500 4000 5000

ACCESSORIES



MODEL #	DESCRIPTION	USAGE
EB10	10W Emergency Battery Backup	Supplies battery backup to an individual fixture for up to 90 minutes. <u>Must be ordered with EBCM indicator module.</u>
EBCM	Ceiling-mounted Indicator Module	In grid ceiling applications, this unit connects to the EB10 and is recess mounted in an adjacent panel where it displays the unit's current status of operation.

HAVE QUESTIONS?

Our Customer Service team can help. Call us at 800-860-3392 or send an email to customerservice@litetronics.com