

Data Sheet | Item Number: 221-413

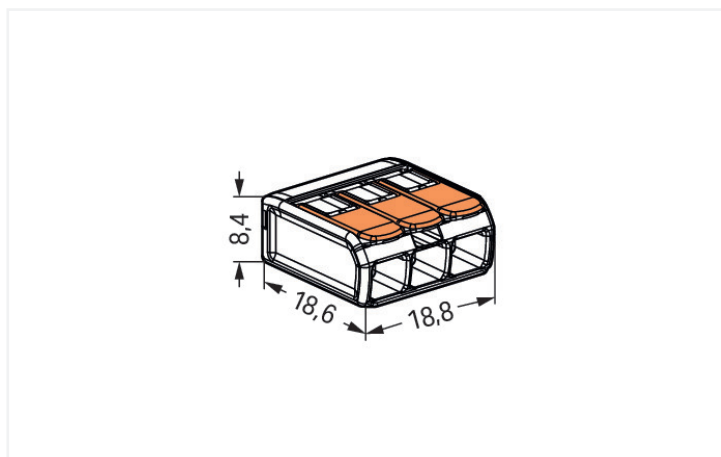
Splicing connector with levers; for all conductor types; max. 4 mm²; 3-conductor; transparent housing; Surrounding air temperature: max 85°C (T85); 4,00 mm²; transparent



<https://www.wago.com/221-413>



Color: transparent



Dimensions in mm



Splicing connector with levers, 221 Series, lever

Enjoy easy electrical installations with splicing connector with levers (item number 221-413). From intercom system wiring to electric ovens—connecting different conductor types is quick and hassle-free with WAGO's compact 221 Series splicing connector. Our splicing connector is rated for 450 V and is designed to handle a rated current of up to 32 A. It is therefore suitable for high-load applications. Ensure that the strip lengths are 11 mm when connecting conductors to splicing connector with levers. This product features conductor terminals and utilizes CAGE CLAMP®. Our reliable and maintenance-free CAGE CLAMP® connection makes it easy to connect all types of conductors without having to prepare the conductor. For example, you don't need to crimp ferrules. Dimensions: 18.8 x 8.4 x 18.6 mm (width x height x depth). Splicing connector with levers is suitable for conductor cross sections ranging from 0.2 mm² to 4 mm².

WAGO's 221 Series Splicing Connector with levers impresses with its innovative design for different conductor cross-sections. That's why WAGO's lever-equipped splicing connector holds a unique trademark within electrical interconnection technology. The flat levers, which fit seamlessly into the 221's base, act like a cast when closed and can be positioned neatly in any housing without disturbing edges. Due to the wide design of each lever, they can all be operated perfectly without tools for convenient conductor terminations. The transparent housing displays robust technology and enables immediate visual inspection for the correct contact of solid, stranded and fine-stranded conductors. Resembling piano keys, the levers' design perfectly combines the functional and aesthetic connection technology "Made by WAGO." This product is designed for specific Ex applications (please refer to the product datasheet).

Notes	
General safety instructions	<p>NOTICE: Observe installation and safety instructions!</p> <ul style="list-style-type: none"> • Only to be used by electricians! • Do not work under voltage/load! • Use only for proper use! • Observe national regulations/standards/guidelines! • Observe technical specifications for the products! • Observe the number of permissible potentials! • Do not use damaged/dirty components! • Observe conductor types, cross-sections and strip lengths! • Insert conductor until it hits the product's backstop! • Use original accessories! <p>To be sold only with installation instructions!</p>
Safety Information	in grounded power lines

Electrical data						
Ratings per	EN 60664			Approvals per	UL 486C	
Overvoltage category	III	III	II	Use group	B	C
Pollution degree	3	2	2	Rated voltage	-	600 V
Nominal voltage	-	-	450 V	Rated current	-	20 A
Rated surge voltage	-	-	4 kV			
Rated current	-	-	32 A			

Connection data		Connection 1	
Clamping units	3	Connection technology	CAGE CLAMP®
Total number of potentials	1	Actuation type	Lever
		Connectable conductor materials	Copper
		Nominal cross-section	4 mm ² / 12 AWG
		Solid conductor	0.2 ... 4 mm ² / 24 ... 12 AWG
		Stranded conductor	0.2 ... 4 mm ² / 24 ... 12 AWG
		Fine-stranded conductor	0.14 ... 4 mm ² / 24 ... 12 AWG
		Strip length	11 mm / 0.43 inches
		Wiring direction	Side-entry wiring

Physical data

Width	18.8 mm / 0.74 inches
Height	8.4 mm / 0.331 inches
Depth	18.6 mm / 0.732 inches

Material data

Note (material data)	Information on material specifications can be found here
Color	transparent
Material group	IIIa
Insulation material (main housing)	Polycarbonate (PC)
Flammability class per UL94	V2
Fire load	0.064 MJ
Actuator color	orange
Weight	2.5 g

Environmental requirements

Ambient temperature (operation)	+85 °C
Continuous operating temperature	105 °C
Temperature marking per EN 60998	T85

Commercial data

Product Group	7 (Push Wire Conn.)
PU (SPU)	500 (50) pcs
Packaging type	Box
Country of origin	DE
GTIN	4050821808442
Customs tariff number	85369010000

Product classification

UNSPSC	39121409
eCl@ss 10.0	27-14-11-04
eCl@ss 9.0	27-14-11-04
ETIM 9.0	EC000446
ETIM 8.0	EC000446
ECCN	NO US CLASSIFICATION

Environmental Product Compliance

RoHS Compliance Status	Compliant, No Exemption
------------------------	-------------------------

Approvals / Certificates

General approvals



Approval	Standard	Certificate Name
CCA DEKRA Certification B.V.	EN 60998	NTR NL-7990
cULus_Listed_667F Underwriters Laboratories Inc.	UL 486C	E69654
UL_Listed_64KA UL International Germany GmbH	UL 467	E201573

Declarations of conformity and manufacturer's declarations

Approval	Standard	Certificate Name
EU-Declaration of Conformity WAGO GmbH & Co. KG	-	-
UK-Declaration of Conformity WAGO GmbH & Co. KG	-	-

Approvals for marine applications



Approval	Standard	Certificate Name
ABS American Bureau of Shipping	-	18-HG1755093-PDA
DNV GL Det Norske Veritas, Germanischer Lloyd	EN 60998	TAE000015T
LR Lloyds Register	EN 60998	LR22207029TA

Downloads




Environmental Product Compliance

Compliance Search	
Environmental Product Compliance 221-413	↓

Documentation

Bid Text			
221-413	19.02.2019	xml 3.43 KB	↓
221-413	23.01.2019	docx 15.29 KB	↓
ausschreiben.de 221-413			↓

CAD/CAE-Data

CAD data	CAE data
2D/3D Models 221-413 	EPLAN Data Portal 221-413 
	ZUKEN Portal 221-413 

1 Compatible Products

1.1 Optional Accessories

1.1.1 General accessories

1.1.1.1 Empty housings



Item No.: 207-4301
 Junction box; Branch; for multicore cables; 221 Series; max. 4 mm² connectors; without splicing connectors; white

1.1.1.2 Moisture protection



Item No.: 207-1331
 Gelbox; Branch; for cables; with gel; 221, 2x73 Series; max. 4 mm² connectors; without splicing connectors; Size 1; gray



Item No.: 207-1333
 Gelbox; Branch; for cables; with gel; 221, 2x73 Series; max. 4 mm² connectors; without splicing connectors; Size 3; gray

1.1.2 Jumper

1.1.2.1 Jumper



Item No.: 221-941/000-006
 Jumper; for conductor entry; 2-way; insulated; blue



Item No.: 221-942/000-006
 Jumper; for conductor entry; 2-way; insulated; blue



Item No.: 221-941
 Jumper; for conductor entry; 2-way; insulated; dark gray



Item No.: 221-942
 Jumper; for conductor entry; 2-way; insulated; dark gray

1.1.3 Mounting adapter

1.1.3.1 Mounting accessories



Item No.: 221-500/000-006
 Mounting carrier; 221 Series - 4 mm²; for DIN-35 rail mounting/screw mounting; blue



Item No.: 221-500/000-053
 Mounting carrier; 221 Series - 4 mm²; for DIN-35 rail mounting/screw mounting; dark gray-yellow



Item No.: 221-500
 Mounting carrier; 221 Series - 4 mm²; for DIN-35 rail mounting/screw mounting; orange



Item No.: 221-503/000-004
 Mounting carrier; for 3-conductor terminal blocks; 221 Series - 4 mm²; for screw mounting; black



Item No.: 221-503
 Mounting carrier; for 3-conductor terminal blocks; 221 Series - 4 mm²; for screw mounting; white



Item No.: 221-513/000-004
 Mounting carrier; for 3-conductor terminal blocks; 221 Series - 4 mm²; with snap-in mounting foot for horizontal mounting; black



Item No.: 221-513
 Mounting carrier; for 3-conductor terminal blocks; 221 Series - 4 mm²; with snap-in mounting foot for horizontal mounting; white



Item No.: 221-523/000-004
 Mounting carrier; for 3-conductor terminal blocks; 221 Series - 4 mm²; with snap-in mounting foot for vertical mounting; black

1.1.3.1 Mounting accessories

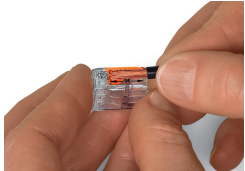


Item No.: 221-523


Mounting carrier; for 3-conductor terminal blocks; 221 Series - 4 mm²; with snap-in mounting foot for vertical mounting; white

Installation Notes


Conductor termination



Strip conductor to 11 mm (0.43 inch).



Pull up an orange lever to open the clamping unit.



Then insert the conductor and push the lever back down, flush with the connector housing.




Compact, lever-operated splicing connectors:

Tool-free connection of fine-stranded conductors from 0.14 ... 4 mm², as well as solid or stranded conductors from 0.2 ... 4 mm² (24 ... 12 AWG).

Safety:

The lever's specially designed rest position reliably prevents accidental unclamping of a connected conductor. Application safety, for any type of conductor (solid, stranded, fine-stranded), is confirmed by approvals like ENEC or UL.

Application



Wiring fine-stranded conductors in junction boxes.



Custom low-voltage lighting system



Lighting distribution in a ceiling canopy



Pendant light connection in a suspended ceiling