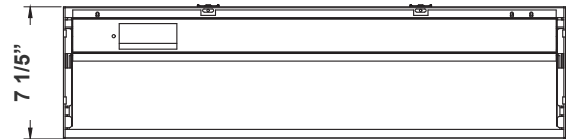
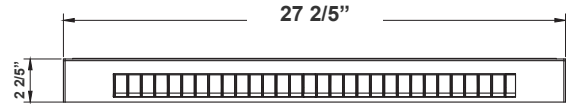


WCLP-UD-2FT-25W-MCT-D



Customer Name: \_\_\_\_\_  
 Project Name: \_\_\_\_\_  
 Note: \_\_\_\_\_ | Type: \_\_\_\_\_



7 1/5" H x 2 2/5" D x 27 2/5" W



This is Wall Commercial Louver Parabolic Light is Ideal for Storage rooms, Offices Conference rooms, Retail Reception areas, Hallways Education facilities

## Features

- Lens: Louver Lens
- Housing: Anodized Aluminum
- 5-Year Warranty
- MCT: Multi Color Temperature (Selectable Switch Located inside the Fixture)

## Technical Specifications

### Electrical:

- Voltage: 120-277VAC 60Hz
- Wattage: 25W
- Power Factor: >0.95
- Efficacy: 110 LPW
- THD: <20%

### Mechanical:

- Housing: Anodized Aluminum
- Polycarbonate End Caps
- Finish: Powder Coated White
- Ambient Temperature: -22°F to +104°F
- 5-year Warranty

### Lighting:

- Lens: Louver Lens
- High Quality LED Chips provide High Efficiency, Heat Dissipation, Stability, and Lumen Maintenance
- Dimmable: 0~10V Dimmable
- MCT: Multi Color Temperature (Selectable Switch Located inside the Fixture)
- Lumens Range: 2750LM
- Color Temperatures: 3000K/ 4000K/ 5000K
- Color Rendering Index: CRI ≥ 80
- Rated Life: 50,000 Hrs

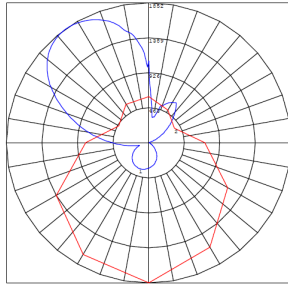
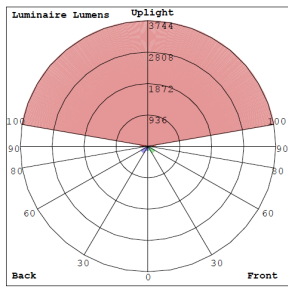
### Applications:

- Storage rooms
- Offices
- Conference rooms
- Retail
- Reception Areas
- Hallways
- Education Facilities

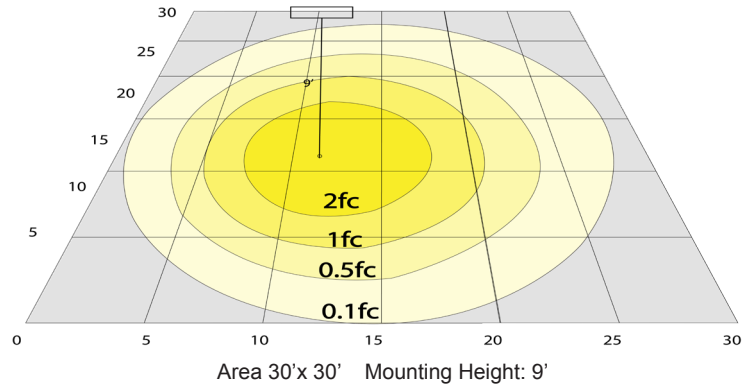
• 50W | 5500LM | WCLP-UP-4FT-50W-MCT-D



## Photometrics: WCLP-UD-2FT-25W-MCT-D



BUG Rating: B1-U5-G1



## Other Views:



Lens View



Side View



Front View



Back View

## Performance Table: WCLP-UD-2FT-25W-MCT-D

MODEL NO.	Wattage	Voltage	Lumens	Color Temp.	BUG Rating	LPW
WCLP-UD-2FT-25W-MCT-D	25W	120~277V	2750LM	3000K 4000K 5000K	B1-U5-G1	110

## Sample Ordering

Model Light Direction Size Watt Color Temp. Dimming

WCLP - UD - 2FT - 25W - MCT - D

## Factory-Installed Options:

Blank = No Option For Accessories  
 OPT-EM-SL1INT= EMERGENCY BACKUP INTERNAL BATTERY  
 OPT-SEN-2US= ULTRASONIC BI-LEVEL DIMMING SENSOR  
 WEC-3RC = REMOTE CONTROL

## FACTORY-INSTALLED OPTIONS:



OPT-EM-SL1INT



OPT-SEN-2US



WEC-3RC

## Example:

1. WCLP-UD-2FT-25W-MCT-D
2. WCLP-UD-2FT-25W-MCT-D  
OPT-EM-SL1INT

(FOR WCLP 25W MCT FIXTURE 120-277V)

(FOR WCLP 25W MCT FIXTURE 120-277V)  
 (EMERGENCY BACKUP INTERNAL BATTERY)

