

LINEAR WALL WASHER


CORSA GRAZE LINEAR STATIC WHITE

The Corsa Graze Linear Static White wall washer is a low-profile fixture that uses powerful 3000K warm white LEDs to create high-impact illumination, both indoors and out. Encased in a durable aluminum alloy housing with a polycarbonate lens, the Corsa Graze is designed for ultimate durability and versatility in a wall wash luminaire.

- 120-277V AC, 60Hz
- 3000K CCT
- With 3600Lm output
- 48" length fixture
- Features built-in driver and 5ft 3x18AWG power cable
- Durable aluminum alloy housing with enamel finish and polycarbonate lens
- Integrated mounting holes in base/leg brackets with adjustable tilt design for flexibility
- IP65 Rated for Indoor and outdoor use
- 30,000 hours rated life



PROJECT:
TYPE:
LOCATION:
CATALOG NUMBER:



CORSA GRAZE SERIES QUICK SPECS

SERIES	CRSA-G4
VOLTAGE	120-277V AC, 50-60Hz
WATTAGE	40W
LUMENS	3600Lm
CCT	3000K
PROTOCOL	0-10V Dimmer
BEAM ANGLE	25°
MAX POWER LINK	15 Units @ 120V AC / 34 Units @ 277V AC
MAX SIGNAL LINK	27 Units with 0-10V Dimmers (See Dimmer's Instructions)
OPERATING TEMP	-20°C (-4°F) to 45°C (113°F)
IP RATING	IP65
CERTIFICATIONS	cETLus Listed, FCC Compliant
RATED LIFE	30,000 Hours

CORSA GRAZE SERIES ORDERING INFORMATION

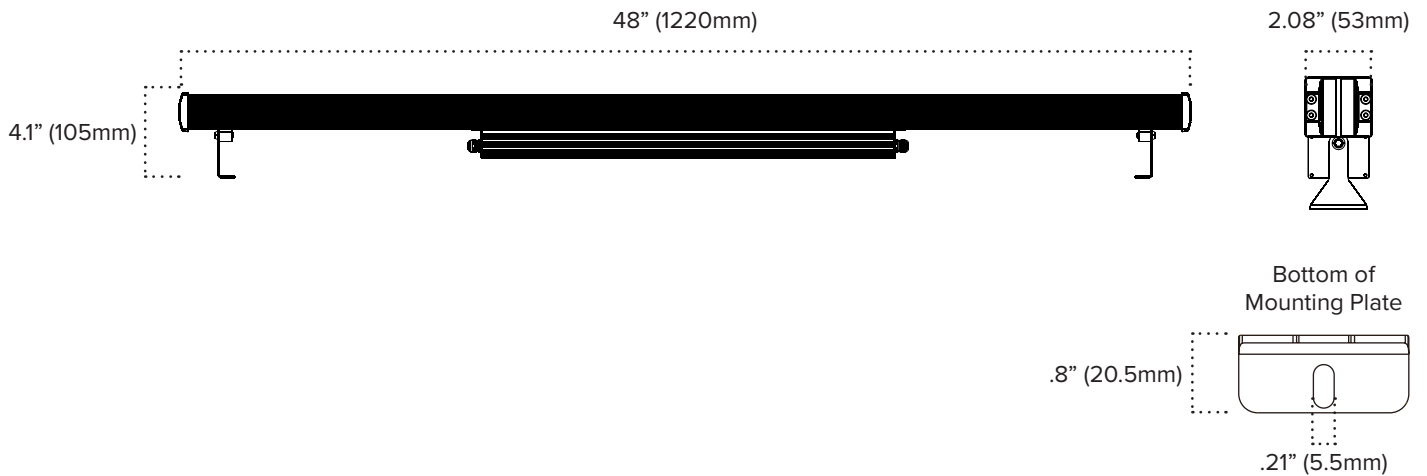
ITEM NUMBER	VOLTAGE	CCT	WATTAGE / FT	IP RATING	BEAM ANGLE	DIMMING
CRSA-G4-30K-SV	120-277V AC	3000K	40W	IP65	25°	0-10V

CRSA-G4 fixtures include: Attached 5ft power cable with male, conkit with female connector to 120V AC 3-prong plug, attached 5ft signal input cable with male connector, signal conkit with female connector to bare wire, attached 20in power output cable with female connector, attached 20insignal output cable with female connector


CORSA GRAZE SERIES ACCESSORIES

ITEM NUMBER	DESCRIPTION
CRSA-JUMP-5FT	5ft Power Jumper
CRSA-JUMP-10FT	10ft Power Jumper
CRSA-JUMP-15FT	15ft Power Jumper
CRSA-SIGLEAD-2PIN-15FT	15ft 2Pin Signal Lead; with XLR3 Male and 2pin connector
CRSA-SIGJUMP-2PIN-15FT	15ft 2Pin Signal Jumper, with male and female 2pin connector
CRSA-SIGEND-2PIN	2 Pin End Cap; for use with Corsa 0-10V Fixtures

CORSA GRAZE SERIES QUICK DIMENSIONS



CORSA GRAZE SERIES QUICK INSTALLATION



To adjust the mounting angle, use the hexagon wrench in the fittings bag to loosen the adjustment screws. Once screws are loosened, tilt fixture to appropriate angle. Tighten the adjustment screws to lock angle in place.



AMERICAN LIGHTING WARRANTY

LIMITED WARRANTY FOR LED PRODUCTS: 3 YEARS

LIMITED PRODUCT WARRANTY

Our products are warranted to be free from defects in material and workmanship for the warranty period listed. Warranty periods begin from the date of shipment from American Lighting Inc's warehouse to the original purchaser. Products that prove to be defective during their specific warranty period will be either repaired or replaced, at the sole discretion of American Lighting Inc. Claims for defective products must be submitted in writing to American Lighting Inc's RGA Department within the warranty period. Upon approval of such return, American Lighting Inc reserves the right to inspect the product for misuse or abuse. Claims for indirect or consequential damages or for product that, in American Lighting Inc's opinion, has been misused will be denied. This is a warranty of product reliability only and not a warranty of merchantability or fitness for a particular purpose. American Lighting Inc shall have no liability whatsoever in any event for payment of incidental or consequential damages, including, without limitations, installation costs and/or damages for personal injury and/or property. These products may represent a possible shock or fire hazard if improperly installed or altered in any way. This warranty does not apply to any product that has not been properly installed in accordance with current local codes and/or the National Electrical Code. Products that require a transformer, driver, or power supply must be used in conjunction with American Lighting Inc's recommended power supply to ensure safety and retain product warranty.

PRODUCT SPECIFICATIONS

For the latest product information, updates, instructions and details concerning specifications, colors, finishes, performance, installation and design, visit www.americanlighting.com. Color may vary from the color printed herein due to limitations in photographic and printing processes. American Lighting Inc. reserves the right to change product specifications without notice. Other product specifications such as color temperature, wavelength characteristics and lumen output are subject to production limitations and may vary. LED technology is changing rapidly, and not all color temperatures and performance levels can be duplicated at a later time. Best practices include purchasing 10-15% more for a particular project on the same initial order where white LED color temperatures must be maintained over project and product life. Eventual product replacement should be considered at layout and design stages. Best practices also include testing connections and product performance prior to mounting and/or installing.

AVERAGE LIFE

Average incandescent lamp life, rated life and average life are terms used to describe the number of hours at which half of the lamps have failed. For LEDs, the hours of rated life specify the point where 70% of original lumen output is reached. Below this point, the effective life is over, however, the LED may still emit light. Individual results may vary with actual environmental conditions including, but not limited to, proper installation, ambient temperature and/or input voltage fluctuations.