

# HTL68-RGB SERIES TAPE LIGHT

## 24V Submersible High Output 3-in-1 RGB

For water features or wet location applications, the Submersible RGB tape is a highly sought after solution. With an IP68 outdoor submersible rating, our submersible tape can withstand most natural elements and can be field cut making for a great go to for small ponds and fountain lighting solutions.

- Dynamic 3-in-1 RGB color changing LED tape light
- Create millions of color combinations
- IP68 submersible rating allows for water feature applications
- Up to 140 lumen per foot output performance
- Consumes up to 4.4 watts per foot
- Cuttable every 3.94" with maximum runs up to 16.4ft
- 5-100% Dimmable with most secondary side controls
- cULus Listed for indoor and outdoor wet locations
- 50,000 hours rated life



PROJECT: \_\_\_\_\_

TYPE: \_\_\_\_\_

LOCATION: \_\_\_\_\_

CATALOG NUMBER: \_\_\_\_\_



### HTL68-RGB SERIES QUICK SPECS

VOLTAGE	24V DC
WATTAGE	4.4W / ft
LUMENS	Up to 140Lm / ft
CCT	RGB
CRI	N/A
MAX RUN	16.4ft
CUTTING POINTS	*3.94" (100mm) - (Must be properly sealed)
IP RATING	IP68 - Encased
DIMMING	5-100% (Requires Secondary Side Controller)
DIMENSIONS	12.5mm (0.49") W x 6mm (0.24") H
BEAM ANGLE	120°
OPERATING TEMP	5°C (41°F) to 70°C (158°F)
CERTIFICATIONS	cULus Listed - Damp / Wet Location
RATED LIFE	50,000 Hours

### HTL68-RGB SERIES IP RATINGS



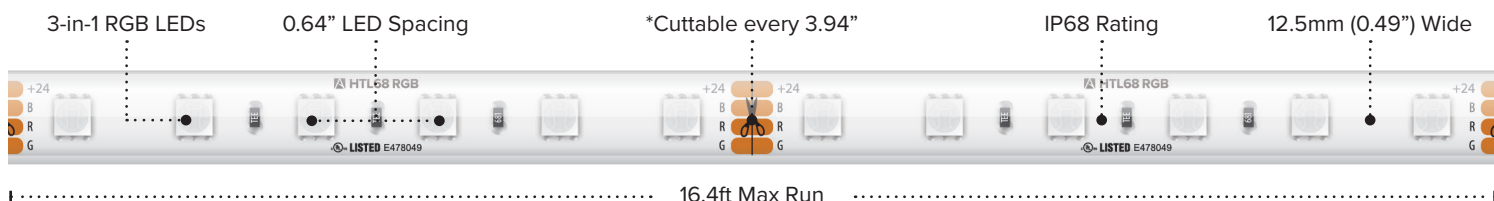
**IP68 (Encased)\***

Fully encased tape light in silicone injected jacketing that allows for wet location applications.

**Best suited:** Indoor & Outdoor wet locations

\*Not intended for long-term submersion nor submersion greater than 1M in depth. Not intended for use in swimming pools or other water features where humans and/or animals may enter the water. Not suitable for exposure to chemicals.

### HTL68-RGB SERIES QUICK LOOK



**HTL68-RGB SERIES ORDERING INFORMATION**

ITEM NUMBER	VOLTAGE	CCT	LENGTH	LUMENS / FT	WATTAGE / FT	IP RATING	CRI	CUTTING	MAX RUN
<b>HTL68-RGB</b>	24V DC	RGB	16.4 ft	140Lm / ft	4.4W / ft	IP68	N/A	3.94" (100mm)	16.4 ft


16.4ft Reels (IP68) Include: Attached IP68 Power Feed / (15) Mounting Clips / (2) IP68 End Caps

**HTL68-RGB SERIES ACCESSORIES**

ITEM NUMBER	DESCRIPTION
<b>TL-4JUMP68-10</b>	10ft RGB Extension Cable (IP68)
<b>TL-4JUMP68-20</b>	20ft RGB Extension Cable (IP68)
<b>TL-CLIPS-15</b>	IP68 Mounting Clips - Qty 15
<b>WIRE-15-4PIN</b>	15ft (20/4) Wire Spool
<b>WIRE-CMP-100-6PIN</b>	100ft (16/6) In-wall Rated Wire Spool



**TL-4JUMP68-10**  
**TL-4JUMP68-20**



**TL-CLIPS-15**

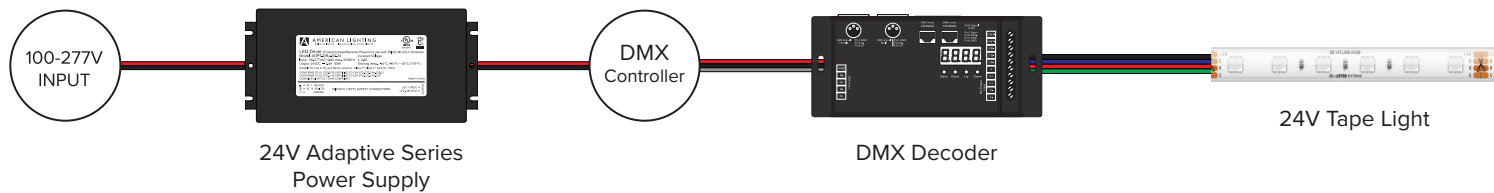


**WIRE-15-4PIN**



**WIRE-CMP-100-6PIN**

**HTL68-RGB SERIES DMX QUICK SET-UP**



**RECOMMENDED POWER SUPPLIES**

ITEM NUMBER	DESCRIPTION	MAX / MIN LOAD	INPUT VOLTAGE	OUTPUT VOLTAGE	DIMMABLE	DIMENSIONS
<b>ADPTPRO-DRJ-30-24</b>	Adaptive Pro Series 30W	30W / 3W	100-277V AC	24V DC	Yes*	6.49"L x 3.6"W x 1.02"H
<b>ADPTPRO-DRJ-60-24</b>	Adaptive Pro Series 60W	60W / 6W	100-277V AC	24V DC	Yes*	7.44"L x 3.77"W x 1.73"H
<b>ADPTPRO-DRJ-96-24</b>	Adaptive Pro Series 96W	96W / 9.6W	100-277V AC	24V DC	Yes*	8.70"L x 3.77"W x 1.73"H
<b>ADPTPRO-DRJ-192-24</b>	Adaptive Pro Series 192W (2 x 96W)	192W / 19.2W	100-277V AC	24V DC	Yes*	10.94"L x 4.33"W x 1.88"H
<b>ADPTPRO-DRJ-288-24</b>	Adaptive Pro Series 288W (3 x 96W)	288W / 28.8W	100-277V AC	24V DC	Yes*	11.92"L x 4.33"W x 1.88"H
<b>ADPTPRO-200-24</b>	Adaptive Pro Series 200W	200W / 20W	100-277V AC	24V DC	Yes*	10.07"L x 3.07"W x 1.85"H
<b>ADPTPRO-300-24</b>	Adaptive Pro Series 300W	300W / 30W	100-277V AC	24V DC	Yes*	10.86"L x 3.07"W x 1.85"H

\*5-in-1 Dimming Compatible With Most MLV, ELV, and TRIAC Dimmers\*