

# NEONFLEX PRO-V SERIES

## 24V DC Static White Top Bend Neon

Neonflex Pro is the next generation solution for achieving seamless lines of direct view lighting for any architectural-grade install. UV, flame, and saltwater resistant, Neonflex Pro is not only durable, but easy to install. Featuring multiple power feed options, in-field customization makes for a versatile option for any interior or exterior application.

- Static white vertical (top bend) LED neon
- Available in 2700K, 3000K, and 4000K
- 90+ color rendering index
- Lumen output performance up to 167Lm per foot
- Cuttable every 1.96" with 55.7ft max run
- UV, flame, and saltwater resistant
- IP67 rating featuring sealed silicone jacketing
- Dimmable (5-100%) with most ELV and TRIAC dimmers
- cULus Listed for indoor and outdoor wet locations
- 54,000 hours rated life



PROJECT: \_\_\_\_\_

TYPE: \_\_\_\_\_

LOCATION: \_\_\_\_\_

CATALOG NUMBER: \_\_\_\_\_

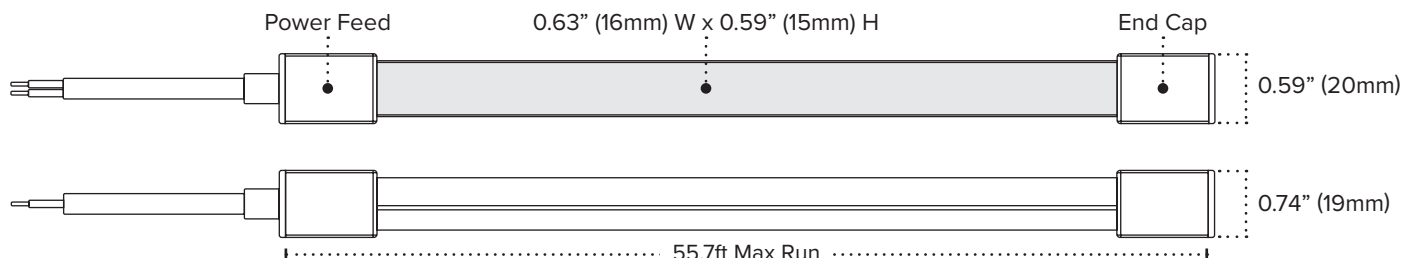


### NEONFLEX PRO-V SERIES QUICK SPECS

<b>VOLTAGE</b>	24V DC
<b>WATTAGE</b>	3.05W / ft
<b>LUMENS</b>	Up to 167Lm / ft
<b>CCT OPTIONS</b>	2700K / 3000K / 4000K
<b>MAX RUN</b>	55.7ft (17m)
<b>CUTTING POINTS</b>	1.96" (50mm)
<b>IP RATING</b>	IP67 - Jacketed
<b>DIMMING</b>	ELV / TRIAC (5-100%)
<b>DIMENSIONS</b>	0.63" (12mm) W x 0.59" (20mm) H
<b>BEAM ANGLE</b>	120°
<b>OPERATING TEMP</b>	-25°C (-13°F) to 45°C (113°F)
<b>CERTIFICATIONS</b>	cULus Listed - Wet Location
<b>RATED LIFE</b>	54,000 Hours



### NEONFLEX PRO-V SERIES QUICK LOOK

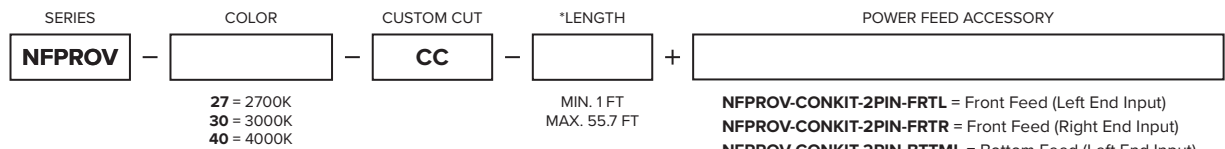


**NEONFLEX PRO-V SERIES ORDERING INFORMATION**

ITEM NUMBER	VOLTAGE	CCT	LENGTH	LUMENS / FT	WATTAGE / FT	IP RATING	CUTTING	MAX RUN
NFPROV-27-98	24V DC	2700K	98 ft	161Lm / ft	3.05W / ft	IP67	1.96" (50mm)	55.7 ft
NFPROV-27-CC	24V DC	2700K	Custom Cut	161Lm / ft	3.05W / ft	IP67	1.96" (50mm)	55.7 ft
NFPROV-30-98	24V DC	3000K	98 ft	158Lm / ft	3.05W / ft	IP67	1.96" (50mm)	55.7 ft
NFPROV-30-CC	24V DC	3000K	Custom Cut	158Lm / ft	3.05W / ft	IP67	1.96" (50mm)	55.7 ft
NFPROV-40-98	24V DC	4000K	98 ft	167Lm / ft	3.05W / ft	IP67	1.96" (50mm)	55.7 ft
NFPROV-40-CC	24V DC	4000K	Custom Cut	167Lm / ft	3.05W / ft	IP67	1.96" (50mm)	55.7 ft

98ft Reels Include: Attached 3ft Lead Wire w/ Standard Front Left Feed Connector (NFPROV-CONKIT-2PIN-FRNTL)  
 Custom Cuts: Order (1) Power Feed, (1) End Cap, and (1) **NFPRO-CC-ASSEMBLY** Assembly Fee per length of NFPRO

**NEONFLEX PRO-V SERIES CUSTOM CUT ORDERING** \*Custom Cut Orders - Please Allow Up To 2-4 Weeks Order Processing & Delivery\*




- NFPROV-CONKIT-2PIN-FRTL = Front Feed (Left End Input)
- NFPROV-CONKIT-2PIN-FRTR = Front Feed (Right End Input)
- NFPROV-CONKIT-2PIN-BTTML = Bottom Feed (Left End Input)
- NFPROV-CONKIT-2PIN-BTTMR = Bottom Feed (Right End Input)
- NFPROV-CONKIT-2PIN-SIDL = Side Feed (Left End Input)
- NFPROV-CONKIT-2PIN-SIDR = Side Feed (Right End Input)

\*Custom Cut Lengths must be calculated in 1.96" increments (Min 1ft / Max. 55.7ft)

**NEONFLEX PRO-V SERIES ACCESSORIES**

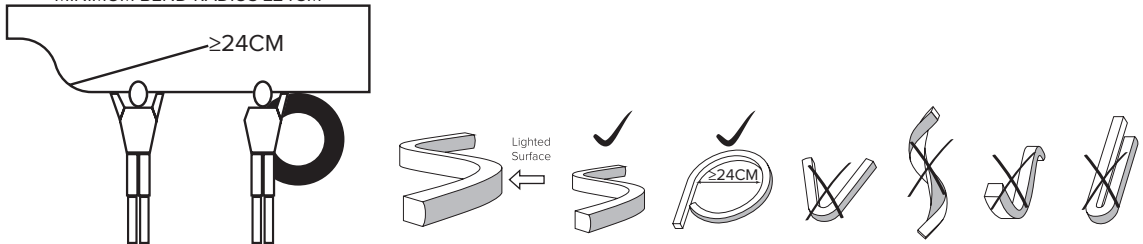
ITEM NUMBER	DESCRIPTION
NFPROV-CONKIT-2PIN-FRNTL	36" Pro-V Power Feed - Front Left (2-pin)
NFPROV-CONKIT-2PIN-FRNTR	36" Pro-V Power Feed - Front Right (2-pin)
NFPROV-CONKIT-2PIN-BTTML	36" Pro-V Power Feed - Bottom Left (2-pin)
NFPROV-CONKIT-2PIN-BTTMR	36" Pro-V Power Feed - Bottom Right (2-pin)
NFPROV-CONKIT-2PIN-SIDL	36" Pro-V Power Feed - Side Left (2-pin)
NFPROV-CONKIT-2PIN-SIDR	36" Pro-V Power Feed - Side Right (2-pin)
NFPROV-2JUMP6	6" Pro-V Linking Cable - Front Feed (2-pin)
NFPROV-2JUMP12	12" Pro-V Linking Cable - Front Feed (2-pin)
NFPROV-2JUMP24	24" Pro-V Linking Cable - Front Feed (2-pin)
NFPROV-2JUMP36	36" Pro-V Linking Cable - Front Feed (2-pin)
NFPROV-END	Pro-V End Cap
NFPROV-CHAN-1M	Pro-L 1m Aluminum Channel 20.5mm W x 17.6mm H



**RECOMMENDED POWER SUPPLIES** \*Phase Dimming Compatible With Most MLV, ELV, and TRIAC Dimmers\*

ITEM NUMBER	DESCRIPTION	MAX / MIN LOAD	INPUT VOLTAGE	OUTPUT VOLTAGE	DIMMABLE	DIMENSIONS
ADPT-DRJ-30-24	Adaptive Series 30W	30W / 3W	100-277V AC	24V DC	Yes*	6.49"L x 3.6"W x 1.02"H
ADPT-DRJ-60-24	Adaptive Series 60W	60W / 6W	100-277V AC	24V DC	Yes*	7.4"L x 3.6"W x 1.02"H
ADPT-DRJ-96-24	Adaptive Series 96W	96W / 9.6W	100-277V AC	24V DC	Yes*	8.66"L x 3.6"W x 1.61"H
ADPT-DRJ-192-24	Adaptive Series 192W (2 x 96W)	192W / 19.2W	100-277V AC	24V DC	Yes*	10.94"L x 4.25"W x 1.8"H
ADPT-DRJ-288-24	Adaptive Series 288W (3 x 96W)	288W / 28.8W	100-277V AC	24V DC	Yes*	11.85"L x 4.25"W x 1.8"H

2 PERSON INSTALLATION RECOMMENDED  
 MINIMUM BEND RADIUS ≥24CM





# AMERICAN LIGHTING WARRANTY

## LIMITED WARRANTY FOR LED PRODUCTS: 3 YEARS

### LIMITED PRODUCT WARRANTY

Our products are warranted to be free from defects in material and workmanship for the warranty period listed. Warranty periods begin from the date of shipment from American Lighting Inc's warehouse to the original purchaser. Products that prove to be defective during their specific warranty period will be either repaired or replaced, at the sole discretion of American Lighting Inc. Claims for defective products must be submitted in writing to American Lighting Inc's RGA Department within the warranty period. Upon approval of such return, American Lighting Inc reserves the right to inspect the product for misuse or abuse. Claims for indirect or consequential damages or for product that, in American Lighting Inc's opinion, has been misused will be denied. This is a warranty of product reliability only and not a warranty of merchantability or fitness for a particular purpose. American Lighting Inc shall have no liability whatsoever in any event for payment of incidental or consequential damages, including, without limitations, installation costs and/or damages for personal injury and/or property. These products may represent a possible shock or fire hazard if improperly installed or altered in any way. This warranty does not apply to any product that has not been properly installed in accordance with current local codes and/or the National Electrical Code. Products that require a transformer, driver, or power supply must be used in conjunction with American Lighting Inc's recommended power supply to ensure safety and retain product warranty.

### PRODUCT SPECIFICATIONS

For the latest product information, updates, instructions and details concerning specifications, colors, finishes, performance, installation and design, visit [www.americanlighting.com](http://www.americanlighting.com). Color may vary from the color printed herein due to limitations in photographic and printing processes. American Lighting Inc. reserves the right to change product specifications without notice. Other product specifications such as color temperature, wavelength characteristics and lumen output are subject to production limitations and may vary.

LED technology is changing rapidly, and not all color temperatures and performance levels can be duplicated at a later time. Best practices include purchasing 10-15% more for a particular project on the same initial order where white LED color temperatures must be maintained over project and product life. Eventual product replacement should be considered at layout and design stages. Best practices also include testing connections and product performance prior to mounting and/or installing.

### AVERAGE LIFE

Average incandescent lamp life, rated life and average life are terms used to describe the number of hours at which half of the lamps have failed. For LEDs, the hours of rated life specify the point where 70% of original lumen output is reached. Below this point, the effective life is over, however, the LED may still emit light. Individual results may vary with actual environmental conditions including, but not limited to, proper installation, ambient temperature and/or input voltage fluctuations.