

SPTLX SERIES TAPE LIGHT

24V Spec Grade Ultra Single Color

You asked. We listened. The all new Spec Ultra series features the same great quality of our traditional spec grade tape light, but we gave it a little boost. Featuring up to 740 lumens per foot and 90+ CRI performance, Spec Ultra features a “One LED - One Cut” design that allows for ultra precise cut increments for the more complex linear lighting applications.

- Ultra bright, ultra precise - One LED, One Cut tape light option
- Available in 2700K, 3000K, 3500K, and 4000K
- 90+ color rendering index
- Lumen output ranging from 620Lm to 740Lm per foot
- Cuttable every 0.32” with 13.1ft max run
- Easy installation featuring 3M VHB adhesive backing
- IP54 rating featuring nano-coating protective layer
- Dimmable (5-100%) with most ELV, TRIAC dimmers
- cULus Listed for indoor dry/damp locations
- 30,000 hours rated life




PROJECT: _____

TYPE: _____

LOCATION: _____

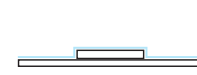
CATALOG NUMBER: _____



SPTLX SERIES QUICK SPECS	
VOLTAGE	24V DC
WATTAGE	7W / ft
LUMENS	Up to 740Lm / ft
CCT OPTIONS	2700K / 3000K / 3500K / 4000K
CRI	90+
MAX RUN	13.1ft
CUTTING POINTS	0.32” (8mm)
IP RATING	IP54 - Coated
DIMMING	TRIAC / ELV (5 - 100%)
DIMENSIONS	0.39” (10mm) W x 0.06” (1.7mm) H
BEAM ANGLE	120°
OPERATING TEMP	5°C (41°F) to 70°C (158°F)
CERTIFICATIONS	cULus Listed - Dry / Damp Location
RATED LIFE	30,000 Hours

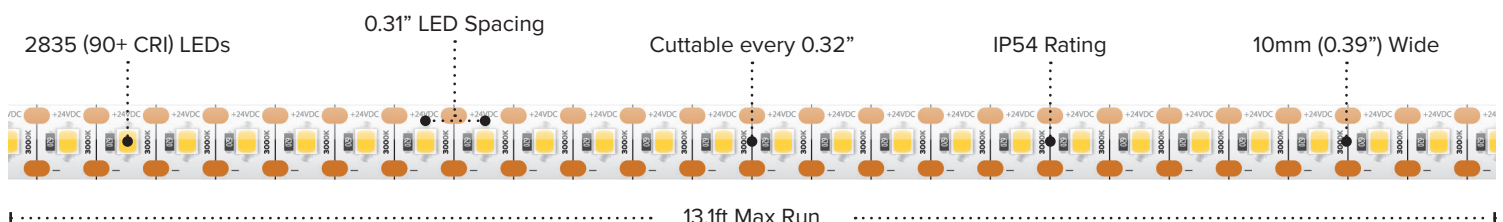
Recommended: In commercial applications, solder all connection points.
 ALWAYS mount via an aluminum extrusion to allow proper dissipation of heat.

SPTLX SERIES IP RATINGS



IP54 (Coated)
 Features a light nano-coating applied to the tape light and LED's that protects from moisture and dust.
Best suited: Indoor dry & damp locations

SPTLX SERIES QUICK LOOK



SPTLX SERIES ORDERING INFORMATION *Custom Cut Orders - Please Allow Up To 2-4 Weeks Order Processing & Delivery*

ITEM NUMBER	VOLTAGE	CCT	LENGTH	LUMENS / FT	WATTAGE / FT	IP RATING	CRI	CUTTING	MAX RUN
SPTLX-UWW-13	24V DC	2700K	13.1 ft	550Lm / ft	7W / ft	IP54	90+	0.32" (8mm)	13.1 ft
SPTLX-UWW-CC	24V DC	2700K	Custom Cut	550Lm / ft	7W / ft	IP54	90+	0.32" (8mm)	13.1 ft
SPTLX-WW-13	24V DC	3000K	13.1 ft	600Lm / ft	7W / ft	IP54	90+	0.32" (8mm)	13.1 ft
SPTLX-WW-CC	24V DC	3000K	Custom Cut	600Lm / ft	7W / ft	IP54	90+	0.32" (8mm)	13.1 ft
SPTLX-NW-13	24V DC	3500K	13.1 ft	620Lm / ft	7W / ft	IP54	90+	0.32" (8mm)	13.1 ft
SPTLX-NW-CC	24V DC	3500K	Custom Cut	620Lm / ft	7W / ft	IP54	90+	0.32" (8mm)	13.1 ft
SPTLX-WH-13	24V DC	4000K	13.1 ft	650Lm / ft	7W / ft	IP54	90+	0.32" (8mm)	13.1 ft
SPTLX-WH-CC	24V DC	4000K	Custom Cut	650Lm / ft	7W / ft	IP54	90+	0.32" (8mm)	13.1 ft

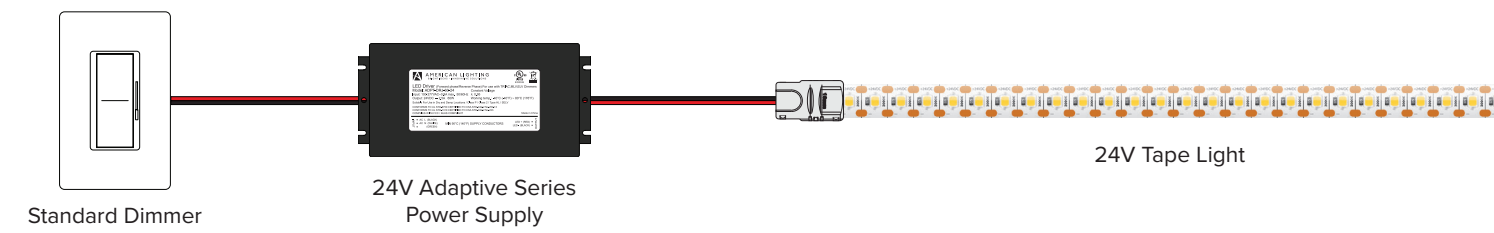
13.1ft Reels (IP54) Include: Attached 3ft Lead Wire / (3) TL-CONKIT / (3) TL-BLKS / (3) HD Power Feeds / (3) HD Splice Connectors

SPTLX SERIES ACCESSORIES

ITEM NUMBER	DESCRIPTION
TL-CONKIT	Trulink 4-in-1 Connection Kit
TL-BLKS	Trulink 4-in-1 Connector Block (QTY 10)
TL-2PWR-HD	HD Power Feed (IP54)
TL-2JUMP6-HD	6" HD Linking Cable
TL-2JUMP24-HD	24" HD Linking Cable
TL-2SPL-HD	HD Tape to Tape Splice Connector
WIRE-15-2PIN	15ft (20/2) Wire Spool
WIRE-CMP-100-3PIN	100ft (16/3) In-wall Rated Wire Spool
INLINE-SC-CTRL	Simple Select In-line Controller (Single Color)
LVSB-2PIN	In-Line Splice Terminal Block
RCWY-PVC-1M	1m Plastic Wire Cover Raceway (White)



SPTLX SERIES QUICK SET-UP



RECOMMENDED POWER SUPPLIES

ITEM NUMBER	DESCRIPTION	MAX / MIN LOAD	INPUT VOLTAGE	OUTPUT VOLTAGE	DIMMABLE	DIMENSIONS
ADPT-DRJ-30-24	Adaptive Series 30W	30W / 3W	100-277V AC	24V	Yes*	6.49"L x 3.6"W x 1.02"H
ADPT-DRJ-60-24	Adaptive Series 60W	60W / 6W	100-277V AC	24V	Yes*	7.4"L x 3.6"W x 1.02"H
ADPT-DRJ-96-24	Adaptive Series 96W	96W / 9.6W	100-277V AC	24V	Yes*	8.66"L x 3.6"W x 1.61"H
ADPT-DRJ-192-24	Adaptive Series 192W (2 x 96W)	192W / 19.2W	100-277V AC	24V	Yes*	10.94"L x 4.25"W x 1.8"H
ADPT-DRJ-288-24	Adaptive Series 288W (3 x 96W)	288W / 28.8W	100-277V AC	24V	Yes*	11.85"L x 4.25"W x 1.8"H

Phase Dimming Compatible With Most PWM Dimmers