

LEDVANCE LUMINAIRES

DUAL SELECTABLE

WRAP HNG

LEDVANCE LUMINAIRE SPECIFICATION DATA

Catalog #	Comments
Project	
Type	
Prepared by	

PERFORMANCE CLASS™



APPLICATION

Ideal in retrofit and new installations, the LEDVANCE Wide Body Wrap HNG Luminaire features a full width lens that is entirely illuminated to create a uniform lighting distribution. The Wrap HNG is intended for retail, manufacturing, warehouse, office, education, and low-bay applications.

BENEFITS & FEATURES

- CCT and Wattage Selectable
- Available in 2ft and 4ft
- New, modern, angular polycarbonate lens
- Advanced Quad-Pack LED optical design for maximum uniformity from edge-to-edge of the luminaire
- Lens is removed without tools for simple access to the wiring and fast, efficient installation
- V-hook mounting bracket included
- Optional end-to-end joiner bracket for continuous row mounting
- Factory installed polarized wiring system, ready for single circuit through wiring of row-mounted fixtures. No additional wiring needed; save time, material, and money
- Luminaires are pre-wired for simple field installation of optional internal microwave motion/daylight sensors
- End mounted 3.5mm sensor base is installed in each luminaire to accept simple external, screw-in, PIR motion/daylight sensors or Ledvance Link components
- Optional 8W emergency battery back-up
- DLC 5.1 Listed
- Wide luminaire body covers the footprint of the fixture that was removed
- White powder coated metal body
- CRI>80
- Screw-In LINK™ Compatible



ELECTRICAL

- 120-347 VAC
- Power Factor > 90%
- 12V auxiliary output on driver
- THD < 20%
- 0-10V Dimmable down to 10%
- 2.5kV surge protection
- UL Damp rated, for indoor use

MOUNTING ACCESSORIES

- Included V-hooks
- Optional aircraft cables
- Optional mounting chains
- Optional end-to-end joiner brackets

RATED LIFE

- >125,000 hours (L₇₀) @25°C ambient

OPERATING TEMPERATURE

- 40°F to +122°F (-40°C to +50°C)

UNIQUE SELLING POINTS

- CCT and Wattage Selectable
- Pre-wired for single circuit continuous row mounting
- Simple field installable PIR, Microwave, or LINK sensors
- Full edge-to-edge lens illumination

INSTALLATION

- Can be surface mounted or suspended with included V-hook mounting brackets
- Pre-wired for simple single-circuit row mounting. (Refer to Table 1 for maximum circuit loading)
- Optional End-to-end joiner brackets for continuous row mounting
- Indoor Use

WARRANTY

- 5 year
- NLB Trusted Warranty Program

WATTAGE COMPARISON

TRADITIONAL SOURCE	TRADITIONAL SYSTEM WATTAGE	LED SYSTEM WATTAGE	ENERGY SAVINGS	SIZE
1x32 T8	28	15	46%	2'
1x32 T8	28	20	29%	2'
2x28W T8	49	25	49%	2'
2x32W T8	56	30	46%	2'; 4"
2x32W T8	56	40	29%	4'
3x32W T8	75	40	47%	4'
3x32W T8	75	50	33%	4'
2x54W T5	87	50	43%	4'
3x32W T8	75	60	20%	4'
2x54W T5	87	60	31%	4'

ORDERING GUIDE

WRAP	HNG /	SXXX	UNH	D	8	SC7 /	XX /	WH /	X
PRODUCT NAME	GENERATION	SELECTABLE WATTAGE	INPUT VOLTAGE	DIMMING	CRI	SELECTABLE CCT	SIZE	COLOR	OPTIONS
Wrap	HNG	S030 = 15/20/25/30W S060 = 30/40/50/60W	UNH = 120-347V	D = 0-10V Dimming	8 = 80+	SC7 = 3500/4000/5000	24 = 2ft 48 = 4ft	WH = White	E = Emergency Back-up Battery

ORDERING INFORMATION

ITEM #	ORDERING ABBREVIATION	POWER (W)	INPUT VOLTAGE (V)	DIM. (V)	CRI	COLOR TEMP	TOTAL FIXTURE LUMENS (LM) @25°C & 4000K	LPW @ 25°C & 4000K	SIZE	DLC	OPTIONS	MTO*
64117	WRAP/HNG/S030UNHD8SC7/24WH	15/20/25/30	120-347	0-10	>80	3500/4000/5000	2145/2840/3525/4200	140	2ft	√	-	-
64118	WRAP/HNG/S060UNHD8SC7/48WH	30/40/50/60	120-347	0-10	>80	3500/4000/5000	4290/5680/7050/8400	140	4ft	√	-	-
64018	WRAP/HNG/S030UNHD8SC7/24WH/E	15/20/25/30	120-347	0-10	>80	3500/4000/5000	2145/2840/3525/4200	140	2ft	√	Emergency Battery Back-up [†]	√
64019	WRAP/HNG/S060UNHD8SC7/48WH/E	30/40/50/60	120-347	0-10	>80	3500/4000/5000	4290/5680/7050/8400	140	4ft	√	Emergency Battery Back-up [†]	√

*Made to Order

[†]8W Emergency Back-up Battery provides 1000 lumens for 90 minutes

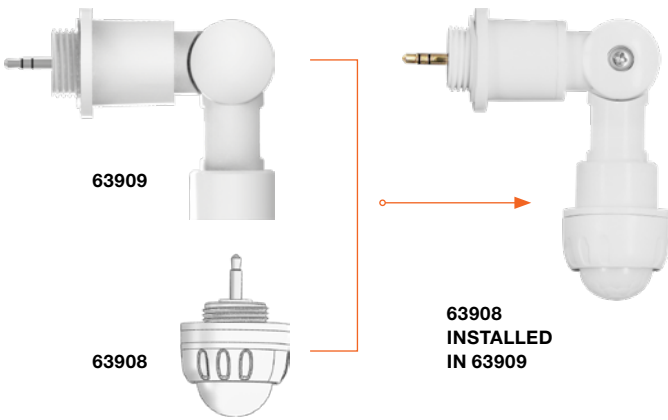
ACCESSORIES

ITEM #	ORDERING ABBREVIATION	ITEM DESCRIPTION
63906	CABLEMOUNT/10FT	Adjustable aircraft cable mount (10 feet, 1 Pair)
60573	LNHIBA2A/CHAINMT	Chain Mount (5 foot, 1 pair)
65625***	WRAP/HNG/JOINBRKT	Joiner Bracket with screws for end-to-end mounting of luminaires — External sensors cannot be used with end-to-end mounted luminaires
63907	MOTIONDAYSENSOR/MICRO/6M	Internal, field installed Microwave Motion/Daylight Sensor, 19.69 foot max. mounting height, default settings can only be changed using Remote 65305*
63908**	MOTIONDAYSENSOR/PIR/6M/PIN	External, field installed PIR Motion/Daylight Sensor, requires bracket 63909, 19.69 foot max. mounting height, default settings can only be changed using Remote 65305*
63909**	PINBRACKET/LSHAPE/ADJUSTABLE	L-Shaped, adjustable bracket for PIR sensor 63908 and 3.5mm pin-based LINK accessories
65305*	STRIP2A/REMOTE	Remote with screen for Microwave and PIR Motion Sensors — this is required to change the default settings of 63907 and 63908
62630**	ADAPTER/AUX12V/BLE	LINK Bluetooth Mesh low voltage controller — BLE enables fixture, requires bracket 63909
62634**	SENSORHB/PIRAUX12V/BLE	LINK Bluetooth Mesh low voltage sensor & controller Bluetooth — BLE enabled daylight/motion sensor, requires bracket 63909

*Remote 65305 is required to change the default setting of sensors 63907 and 63908

**PIR sensor 63908 and Link components require bracket 63909 for installation on WRAP HNG

***External PIR and LINK components cannot be used when luminaires are mounted end-to-end



WRAP HNG WITH L-BRACKET & PIR SENSOR



65305 SENSOR REMOTE



63907



62634



62630

DEFAULT MICROWAVE AND PIR MOTION SENSOR SETTINGS**

Detection Area	100%
Hold Time	5 Minutes
Daylight Threshold	50 Lux
Stand-by Period	30 Minutes
Stand-by Dimming	30%

**Changing the default sensor settings requires optional remote 65305

SIMPLIFIED END-TO-END WIRING

- The Wrap HNG luminaires are supplied with polarized connectors for through wiring
- Row mounted fixtures must be mounted so that the male and female connectors in adjoining fixtures face each other
- Feed one of the connectors through the knockouts and push the connectors together until they click



TABLE 1

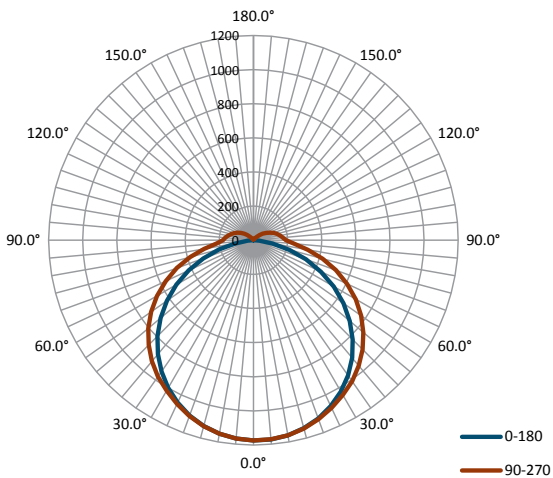
FIXTURE LENGTH	MAXIMUM CONNECTED FIXTURES		
	@120V	@277V	@347V
2ft	14	34	42
4ft	7	17	21

WARNING! The **MAXIMUM** number of fixtures that can be joined using the supplied polarized connectors are listed in Table 1.

QUAD-PACK OPTICAL PERFORMANCE

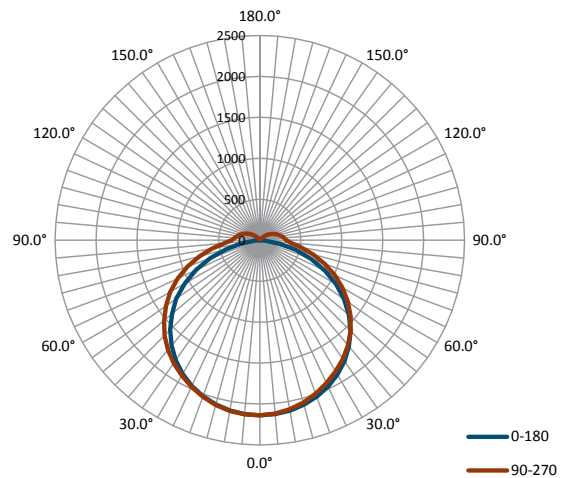
LUMINOUS INTENSITY DISTRIBUTION

2ft Luminaire, 120V, 30W, 3500K



	C0/180	C45/225	C90/270	C135/315	AVG.
BEAM ANGLE (50% IMAX)	114.6	123.4	130.0	123.9	123.0
FIELD ANGLE (10% IMAX)	159.4	178.7	222.9	181.4	185.6

4ft Luminaire, 120V, 60W, 3500K



	C0/180	C45/225	C90/270	C135/315	AVG.
BEAM ANGLE (50% IMAX)	119.9	126.2	129.3	126.8	125.6
FIELD ANGLE (10% IMAX)	161.1	181.6	221.9	186.7	187.8



LEDVANCE LLC
181 Ballardvale Street, Suite 203
Wilmington, MA 01887 USA
Phone: 1-800-LIGHTBULB (1-800-544-4828)
www.ledvanceUS.com

LEDVANCE is a registered trademark.
The Bluetooth® word mark and logos are registered trademarks owned by the Bluetooth SIG, Inc. and any use of such marks by LEDVANCE LLC is under license. All other trademarks are those of their respective owners. Specifications subject to change without notice.



SCAN TO FOLLOW US
ON SOCIAL MEDIA