

LEDVANCE LUMINAIRES FLUSH MOUNT PANEL

LEDVANCE LUMINAIRE SPECIFICATION DATA

Catalog #	Comments
Project	
Type	
Prepared by	

VALUE CLASS™



APPLICATION

The Value Class Flush Mount Panel is offered in three sizes (1'x4', 2'x2' and 2'x4') and offers three selectable color temperatures in the same product (choose between 3000K, 4100K or 5000K). Ideal for residential applications.

BENEFITS & FEATURES

- Sleek and modern design
- Surface mounting hardware included in the box. Pendant mounting sold separately.
- CCT Selectability allows for customizable light — 3000K, 4100K or 5000K selectable via accessible switch on the driver
- Up to 110 LPW
- CRI >80
- Selectable wattage: choose between 20/30/40W or 36/45/55W
- 120-347V
- 115° beam angle



ELECTRICAL

- Offered in 120-347V
- Power Factor >0.9
- THD <20%
- Offered with 0-10V dimming

OPERATING TEMPERATURE

- -4°F to +113°F (-20°C to 45°C)

RATED LIFE

- 50,000 hours (L₇₀)

CERTIFICATIONS & LISTINGS

- cULus
- RoHS
- FCC
- UL
- ETL Sanitation
- DLC Standard
- Damp Rated – indoor only

WARRANTY

- 5 year
- NLB Trusted Warranty Program

INSTALLATION

- Installs directly on a junction box via the aid of a mounting plate (included with each luminaire)
- Each product includes all mounting hardware including wall anchor screws, wire connectors, and retaining screws

ORDERING GUIDE

PANELF	V	OXX	UNH	D	8	SC2	XX	FM	WH	G1
PRODUCT NAME	SEGMENTATION	WATTAGE	VOLTAGE	DIMMING	CRI	COLOR TEMP	DIMENSIONS	MOUNTING METHODS	FINISH	GENERATION
PANELF = LED Flat Panel	V = Value Class	040 = 20/30/40W 055 = 36/45/55W	UNH = 120-347V	D = 0-10V Dimming	8 = >80	SC2 = 3000, 4100, or 5000K	14 = 1' x 4' 22 = 2' x 2' 24 = 2' x 4'	FM = Flush Mount	WH = White	G1 = Generation 1

ORDERING INFORMATION

ITEM #	ORDERING ABBREVIATION	WATTAGE (W)	INPUT VOLTAGE (V)	DIMMING	CRI	COLOR TEMP	DISTRIBUTION	TOTAL FIXTURE LUMENS (LM)	LPW	DLC STANDARD
66256	PANELFV040UNHD8SC214FMWHG1	20/30/40	120-347	0-10V	>80	3000/4100/5000K	115°	2200/3300/4400	110	Yes
66257	PANELFV040UNHD8SC222FMWHG1	20/30/40	120-347	0-10V	>80	3000/4100/5000K	115°	2200/3300/4400	110	Yes
66258	PANELFV055UNHD8SC224FMWHG1	36/45/55	120-347	0-10V	>80	3000/4100/5000K	115°	4000/5000/6000	110	Yes

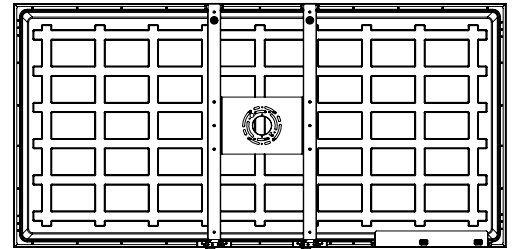
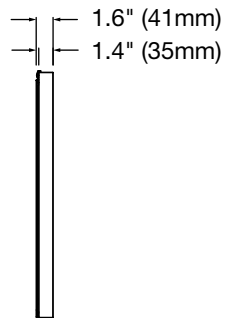
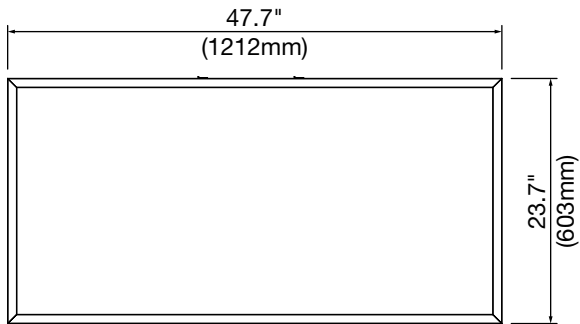
WATTAGE COMPARISON

TRADITIONAL SOURCE	TRADITIONAL SYSTEM WATTAGE	LED SYSTEM WATTAGE	ENERGY SAVINGS
2x28W T8	49	40	6%
2x32W T8	56	40	18%
4x28W T8	97	55	53%

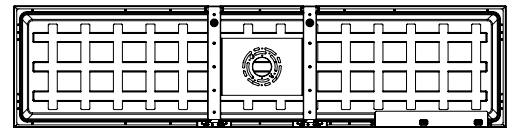
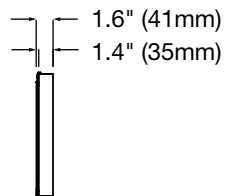
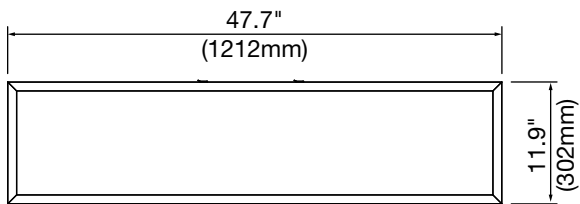
PHYSICAL INFORMATION

PRODUCT DESCRIPTION	LENGTH IN (MM)	WIDTH IN (MM)	HEIGHT IN (MM)
1 x 4	47.7 (1212)	11.9 (302)	1.4 (35)
2 x 2	23.7 (603)	23.7 (603)	1.4 (35)
2 x 4	47.7 (1212)	23.7 (603)	1.4 (35)


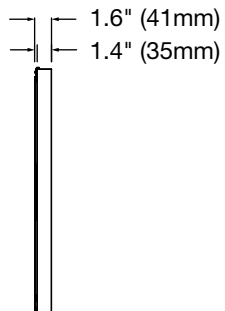
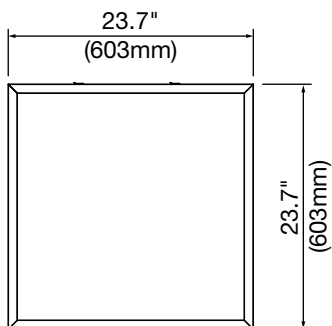
2 x 4



1 x 4



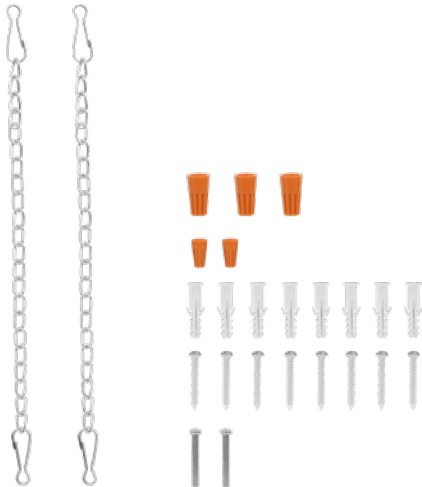
2 x 2




ACCESSORIES

ITEM #	ORDERING ABBREVIATION	ITEM DESCRIPTION
66373	PANELFMPMKIT	Pendant Mount Kit for Flush Mount Panel

PENDANT MOUNT KIT FOR FLUSH MOUNT PANEL



WIRE COVER PLATE AND HOOKS – INCLUDED WITH PANEL



PENDANT MOUNT AND MOUNTING PLATE



LEDVANCE LLC
 181 Ballardvale Street, Suite 203
 Wilmington, MA 01887 USA
 Phone 1-800-LIGHTBULB (1-800-544-4828)
www.ledvanceUS.com

LEDVANCE is a registered trademark.
 All other trademarks are those of their respective owners.
 Specifications subject to change without notice.



SCAN TO FOLLOW US
 ON SOCIAL MEDIA